

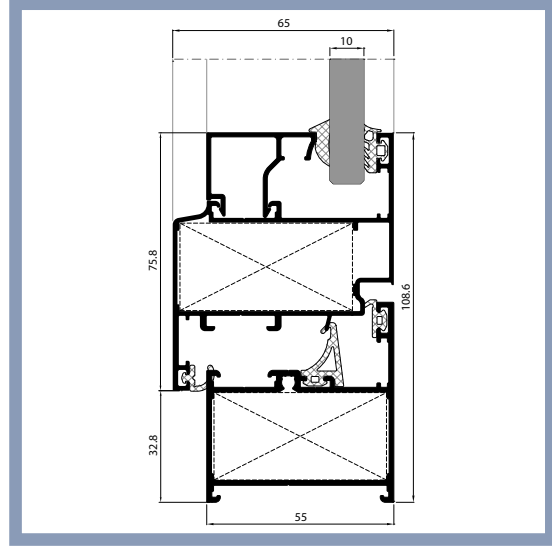

# MİMARİ KATALOG

## ARCHITECTURAL CATALOGUE

Alüminyum Kapı Pencere ve Giydirme Cephe Sistemleri  
Aluminium Door Window and Facade Systems



# RW55+



## TEKNİK ÖZELLİKLER / TECHNICAL PROPERTIES

KASA DERİNLİĞİ / FRAME DEPTH	55 mm
KANAT DERİNLİĞİ / VENT DEPTH	65 mm
PROFİL ET KALINLIĞI / PROFILE WALL THICKNESS	1,4/1,5/2 mm
MAKS. CAM KALINLIĞI / MAX. GLASS THICKNESS	36 mm

## KULLANIM SEÇENEKLERİ / APPLICATION ALTERNATIVES

	KAPI DOOR	PENCERE WINDOW
İÇE AÇILIR / INWARD OPENING	•	•
DIŞA AÇILIR / OUTWARD OPENING	•	
VASİSTAS / BOTTOM HUNG		•
ÇİFT EKSEN AÇILIM / TILT&TURN OPENING	•	•
PVC AKSESUARA UYGUN KANAT / VENT FOR PVC ACCESSORIES	•	•

# MİMARİ KATALOG

## ARCHITECTURAL CATALOGUE

Alüminyum Kapı Pencere ve Giydirme Cephe Sistemleri  
Aluminium Door Window and Facade Systems

Rescara Sistem Detayları  
Rescara System Details

# RW55+

PROFİLLER

PROFILES

01

02

03

04

05

06

07

08

09

10

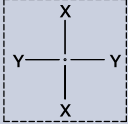
11

12

# KASA PROFİLLERİ

## FRAME PROFILES

# RW55+

KOD / CODE	AĞIRLIK (kg/m) / WEIGHT	Jxx cm <sup>4</sup>	Jyy cm <sup>4</sup>	L m	
N55 F 01	1,047	14,867	4,138	6	
N55 F 03	0,956	15,396	9,128	6	

01

02

03

04

05

06

07

08

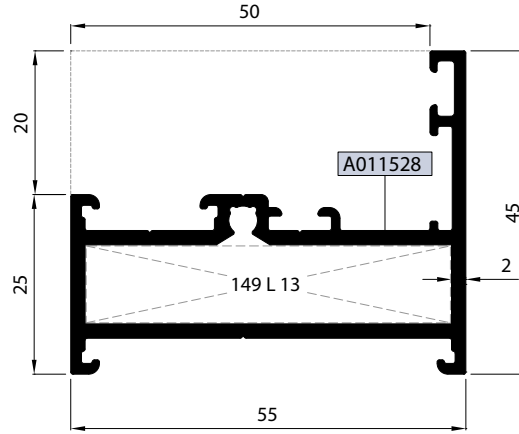
09

10

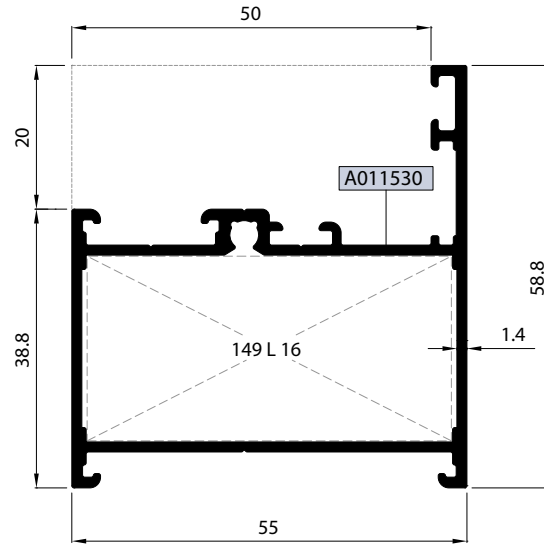
11



12

N55 F 01



N55 F 03



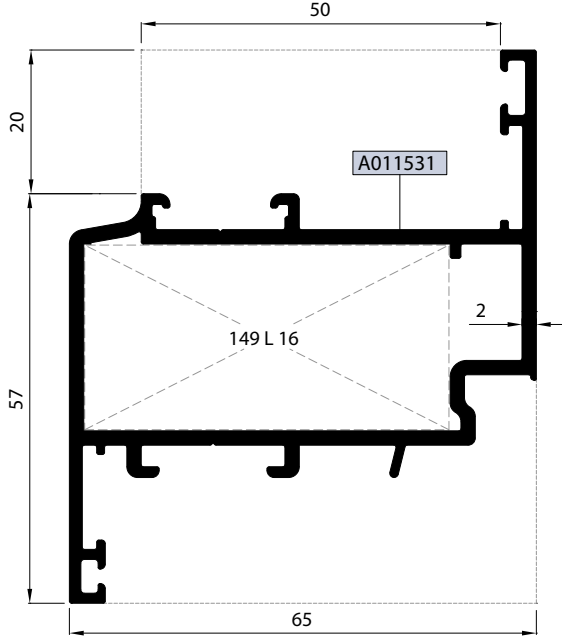
Nr		 L m	KESİM ÖLÇÜSÜ CUTTING SIZE	 AKS. KODU ACS. CODE
N55 F 01	A011528	25 L 13 (A002058)	50,7 mm	149 L 13
N55 F 03	A011530	25 L 16 (A002061)	50,7 mm	149 L 16

KANAT PROFİLLERİ  
VENT PROFILES

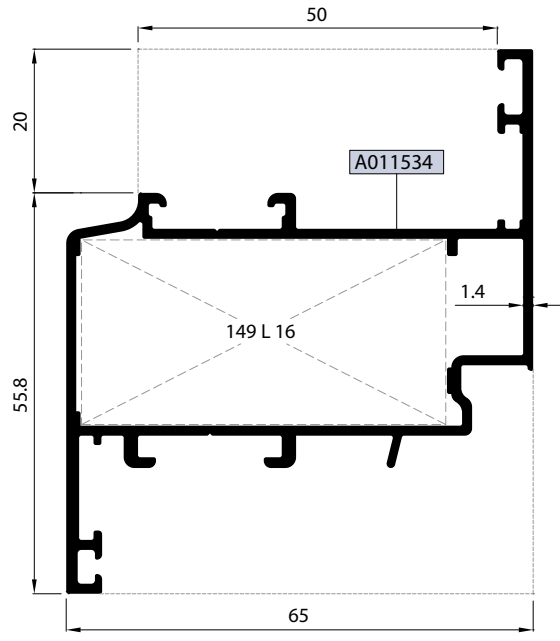
# RW55+

KOD / CODE	AĞIRLIK (kg/m) / WEIGHT	Jxx cm4	Jyy cm4	L m	
N55 V 01	1,456	30,786	16,410	6	
N55 V 02	1,672	38,730	38,642	6	
N55 V 04	1,156	25,151	13,954	6	

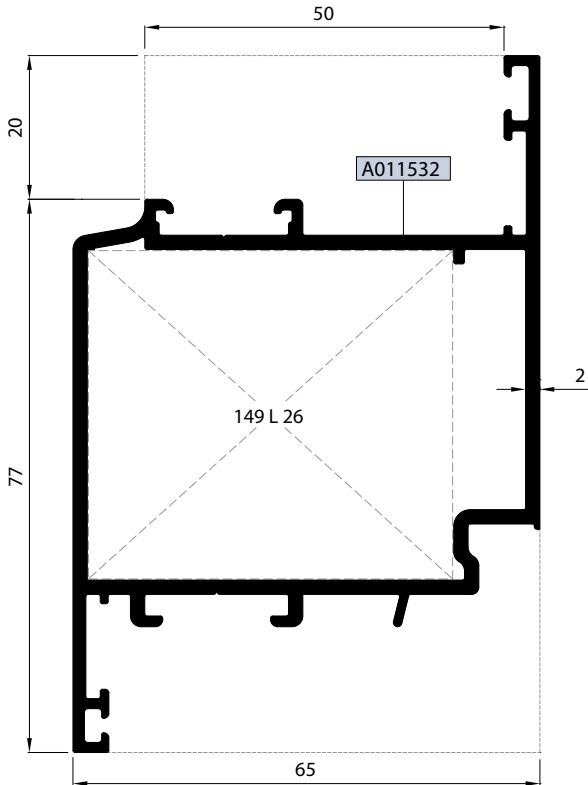
N55 V 01



N55 V 04



N55 V 02



Nr		L m	KESİM ÖLÇÜSÜ CUTTING SIZE	AKS. KODU ACS. CODE
N55 V 01	A011531	25 L 16 (A002061)	50,7 mm	149 L 16
N55 V 02	A011532	25 L 26 (A010540)	50,7 mm	149 L 26
N55 V 04	A011534	25 L 16 (A002061)	50,7 mm	149 L 16

01

02

03

04

05

06

07

08

09

10

11

12

KANAT PROFİLLERİ  
VENT PROFILES

RW55+

KOD / CODE	AĞIRLIK (kg/m) / WEIGHT	Jxx cm <sup>4</sup>	Jyy cm <sup>4</sup>	L m	
N55 V 03	1,672	36,810	38,637	6	
N55 V 05	1,307	30,821	32,036	6	
N55 V 06	1,308	28,595	32,044	6	

01

02

03

04

05

06

07

08

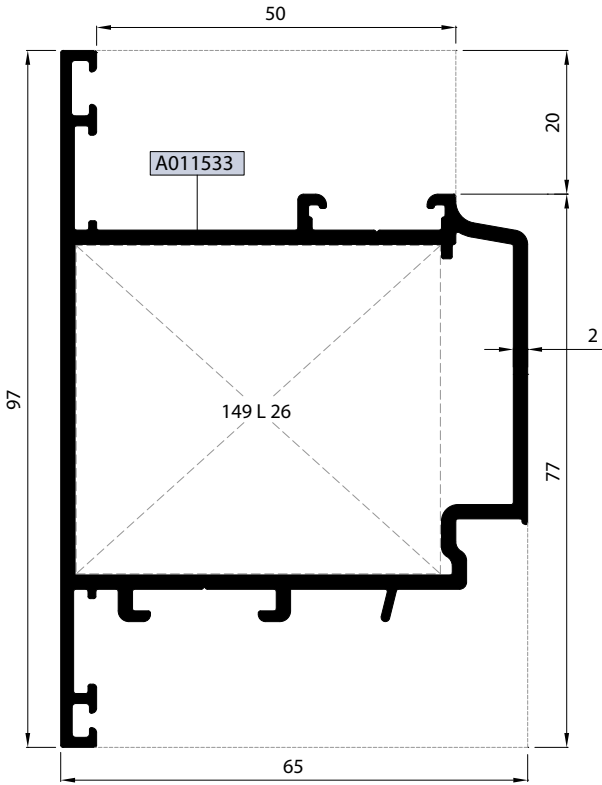
09

10

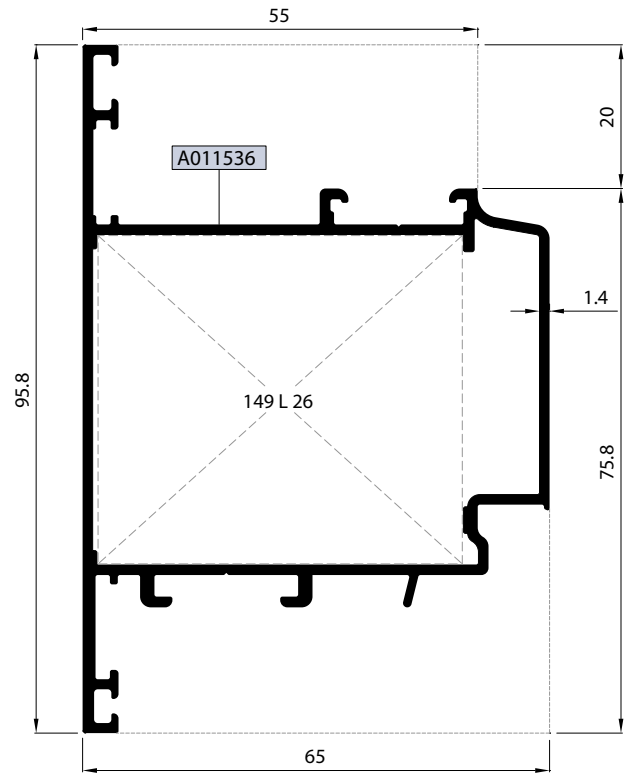
11

12

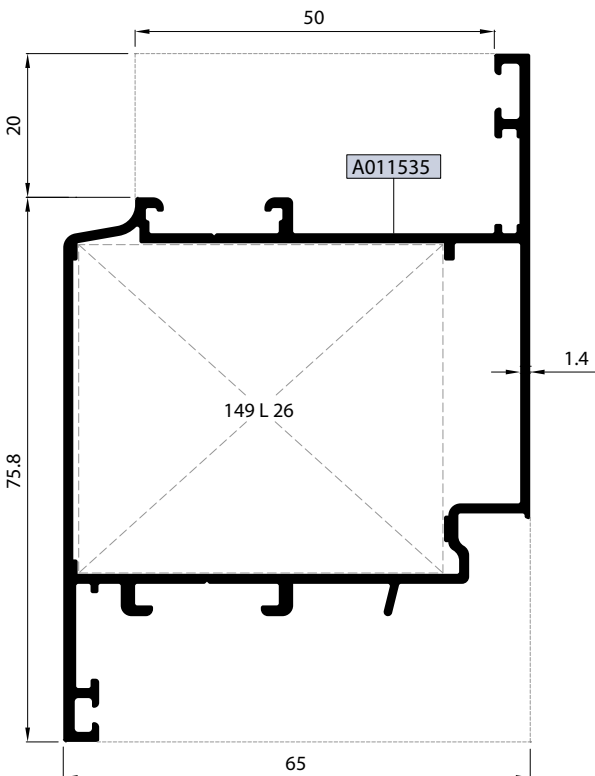
N55 V 03





N55 V 06



N55 V 05

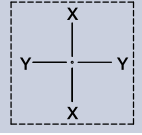


Nr		 L m	KESİM ÖLÇÜSÜ CUTTING SIZE	 AKS. KODU ACS. CODE
N55 V 03	A011533	25 L 26 (A010540)	50,7 mm	149 L 26
N55 V 05	A011535	25 L 26 (A010540)	50,7 mm	149 L 26
N55 V 06	A011536	25 L 26 (A010540)	50,7 mm	149 L 26

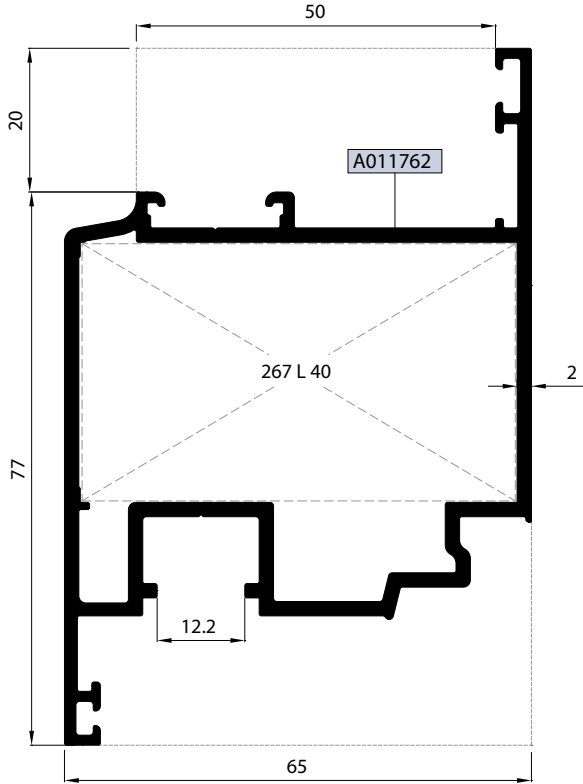
**KANAT PROFİLLERİ (PVC AKSESUAR UYGUN - 9 AKS)**  
**VENT PROFILES (FOR PVC ACCESSORY - 9 AXLE)**

# RW55+

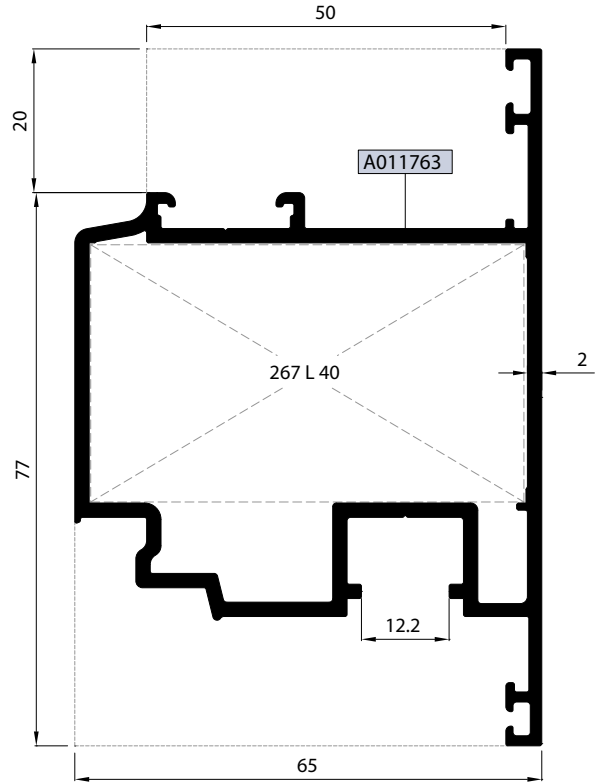
KOD / CODE	AĞIRLIK (kg/m) / WEIGHT	Jxx cm4	Jyy cm4	L m
N55 V 07	1,778	39,635	39,445	6
N55 V 08	1,775	37,195	39,420	6
N55 V 09	1,462	33,530	34,075	6



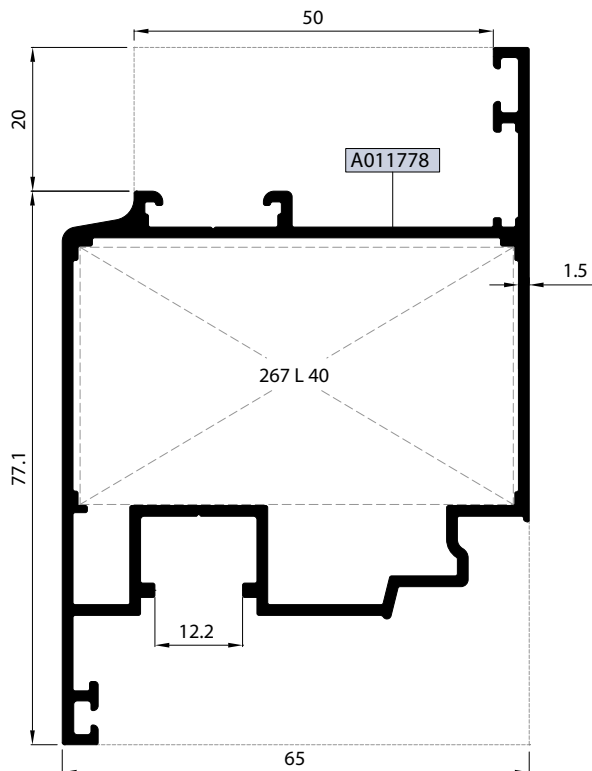
**N55 V 07**



**N55 V 08**



**N55 V 09**



01

02

03

04

05

06

07



08

09

10

11

12

Nr		 L m	KESİM ÖLÇÜSÜ CUTTING SIZE	 AKS. KODU ACS. CODE
N55 V 07	A011762	25 L 40 (A010702)	60,3 mm	267 L 40
N55 V 08	A011763	25 L 40 (A010702)	60,3 mm	267 L 40
N55 V 09	A011778	25 L 40 (A010702)	60,3 mm	267 L 40

KANAT VE ADAPTÖR PROFİLLERİ (PVC AKSESUAR UYGUN - 9 AKS)  
VENT AND ADAPTER PROFILES (FOR PVC ACCESSORY - 9 AXLE)

**RW55+**

KOD / CODE	AĞIRLIK (kg/m) / WEIGHT	Jxx cm4	Jyy cm4	L m	
N55 V 10	1,532	32,980	35,980	6	
N55 V 11	1,610	33,465	20,665	6	
N55 V 12	1,287	28,125	18,380	6	
N55 A 02	1,114	--	---	6	

01

02

03

04

05

06

07

08

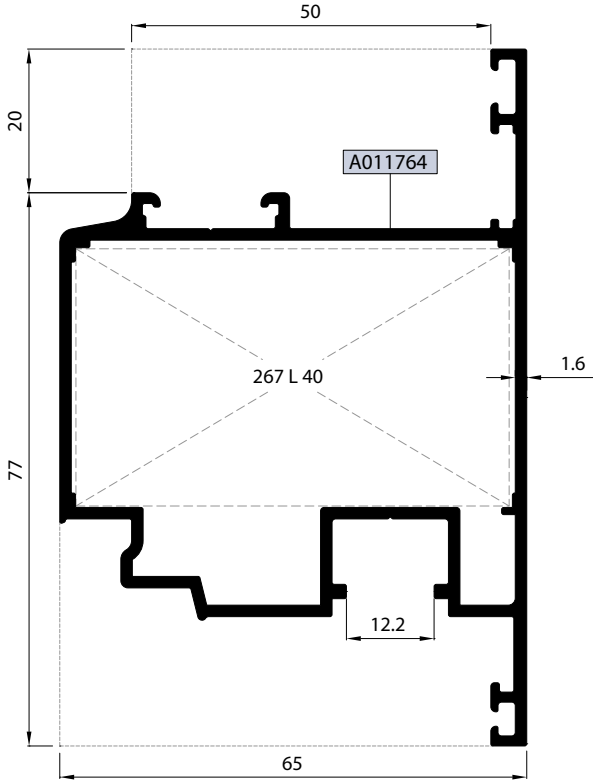
09

10

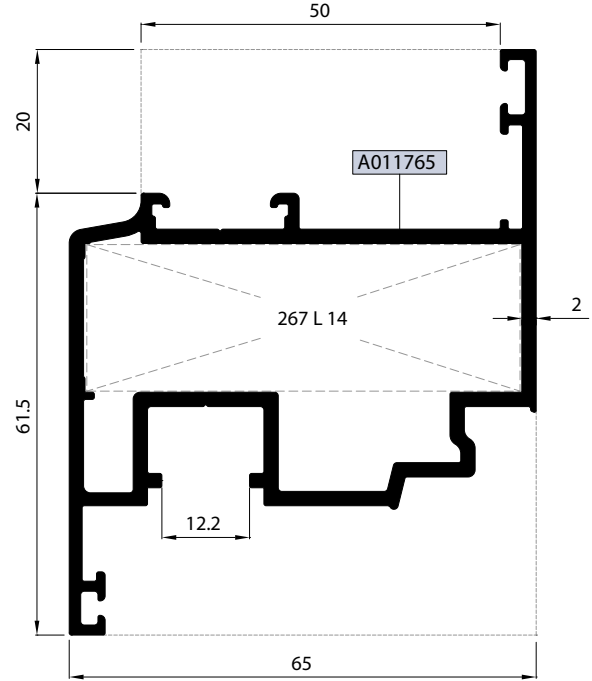
11

12

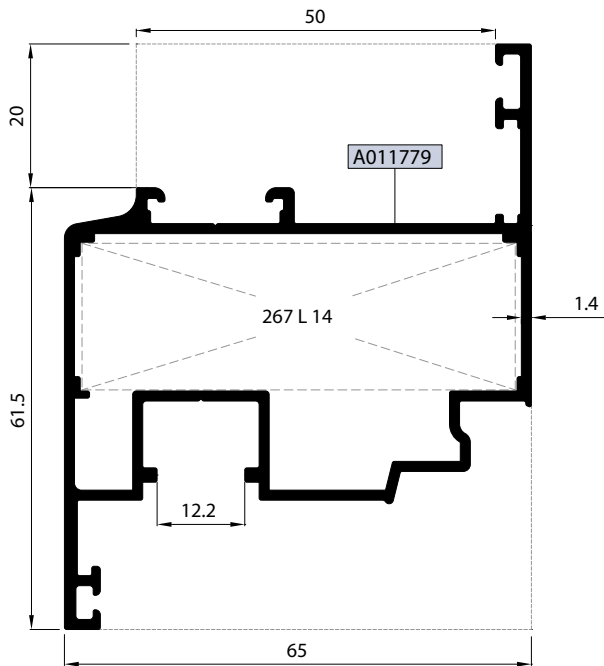
N55 V 10



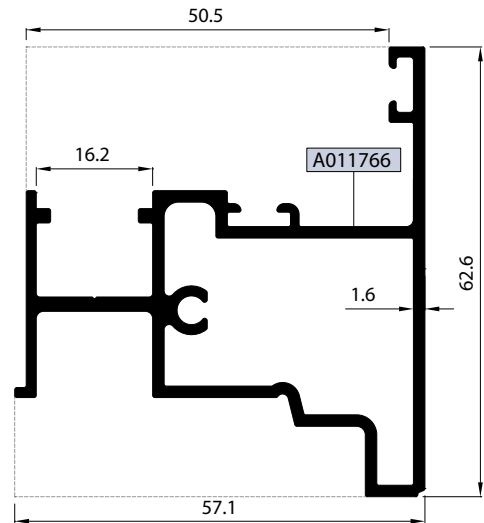
N55 V 11



N55 V 12



N55 A 02



Nr		L m	KESİM ÖLÇÜSÜ CUTTING SIZE	AKS, KODU ACS. CODE
N55 V 10	A011764	25 L 40 (A010702)	60,3 mm	267 L 40
N55 V 11	A011765	25 L 14 (A002059)	60,3 mm	267 L 14
N55 V 12	A011779	25 L 14 (A002059)	60,3 mm	267 L 14

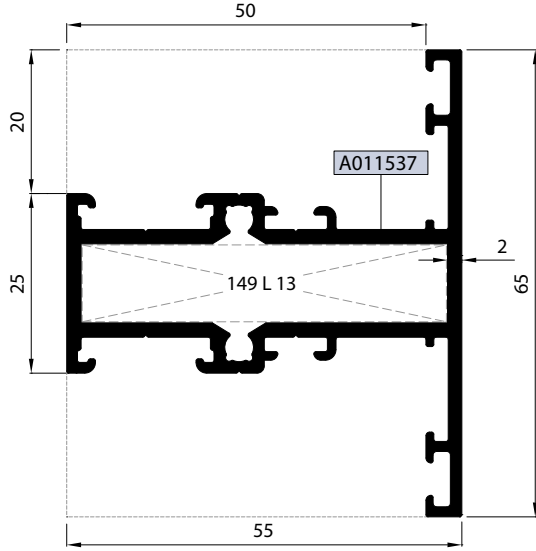


ORTA KAYIT PROFİLLERİ  
MULLION PROFILES

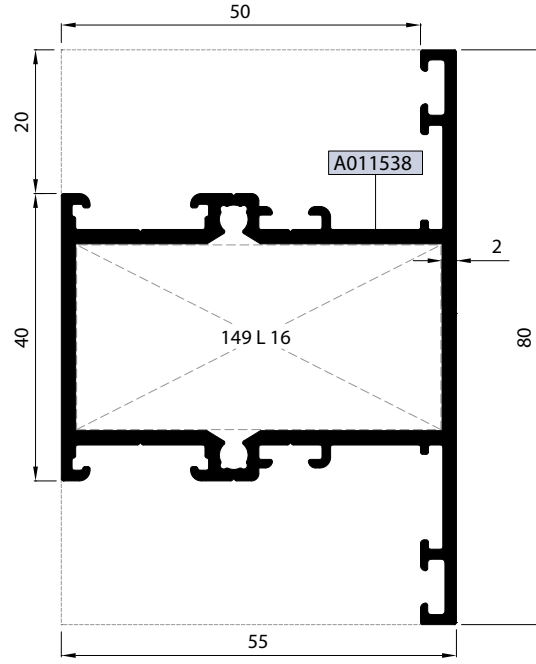
# RW55+

KOD / CODE	AĞIRLIK (kg/m) / WEIGHT	Jxx cm4	Jyy cm4	L m	
N55 M 01	1,246	17,282	7,815	6	
N55 M 02	1,409	21,641	17,869	6	
N55 M 03	1,153	17,663	15,459	6	

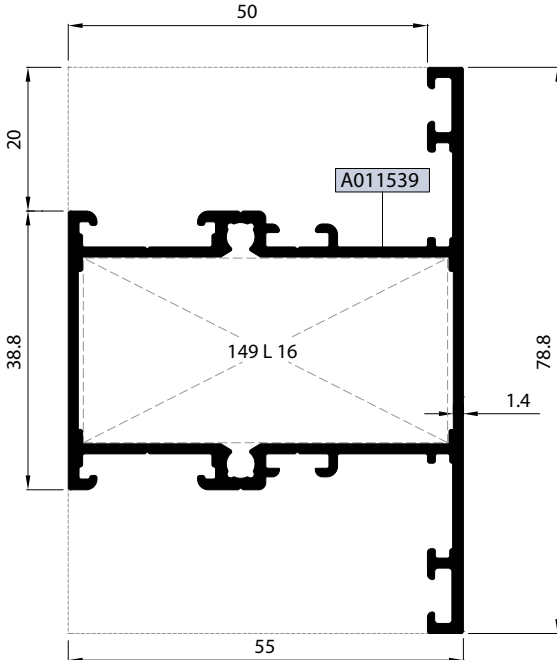
N55 M 01



N55 M 02



N55 M 03



01

02

03

04

05

06

07





08

09

10

11

12

Nr		 L m	KESİM ÖLÇÜSÜ CUTTING SIZE	 AKS. KODU ACS. CODE
N55 M 01	A011537	25 L 13 (A002058)	50,7 mm	149 L 13
N55 M 02	A011538	25 L 16 (A002061)	50,7 mm	149 L 16
N55 M 03	A011539	25 L 16 (A002061)	50,7 mm	149 L 16
Nr		 L m	KESİM ÖLÇÜSÜ CUTTING SIZE	 AKS. KODU ACS. CODE
N55 M 01	A011537	25 J 33	10,7 mm	103 J 33
N55 M 02	A011538	25 J 33	25,7 mm	281 J 33
N55 M 03	A011539	25 J 33	25,7 mm	281 J 33

ETEK PROFİLLERİ  
KICK PLATE PROFILES

RW55+

KOD / CODE	AĞIRLIK (kg/m) / WEIGHT	Jxx cm <sup>4</sup>	Jyy cm <sup>4</sup>	L m	
N55 K 01	1,961	38,390	102,172	6	
N55 K 02	1,487	29,251	80,934	6	
55 K 02	0,795	--	---	6	
T64 A 19	0,381	--	---	6	

01

02

03

04

05

06

07

08

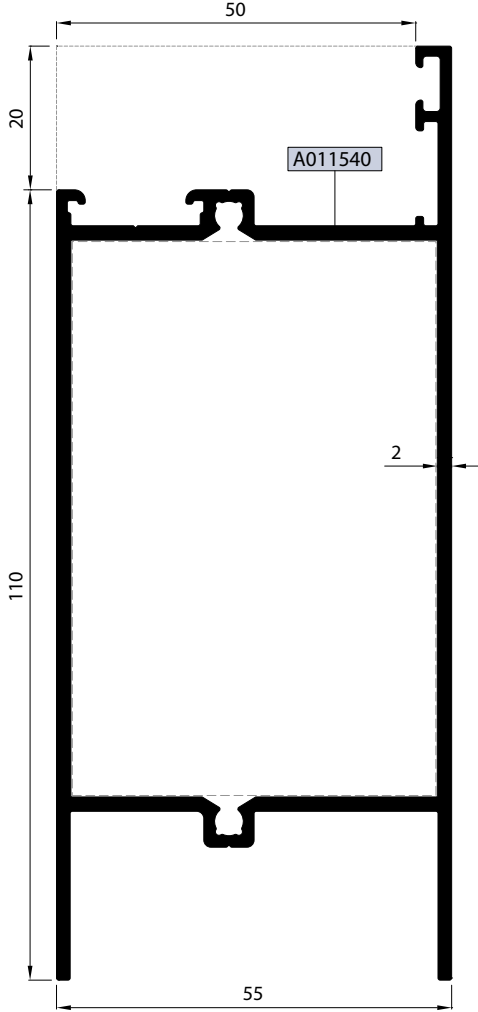
09

10

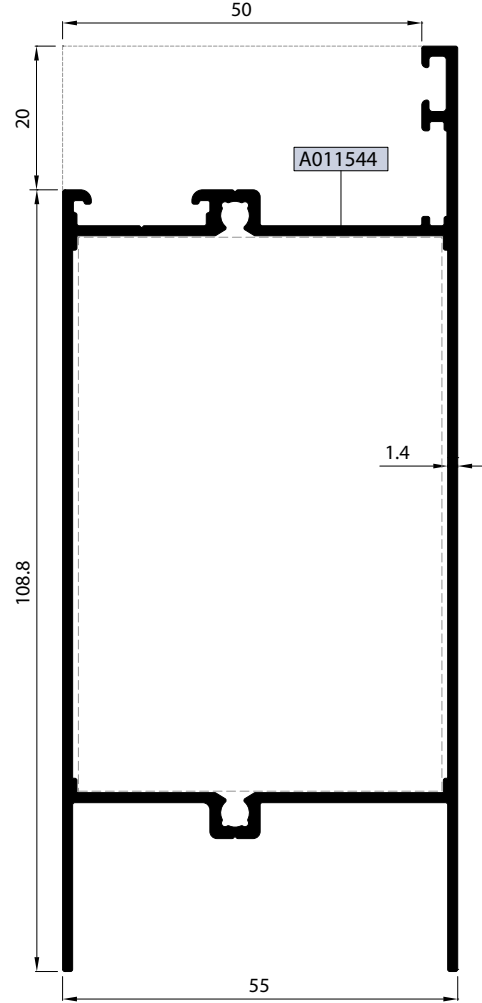
11

12

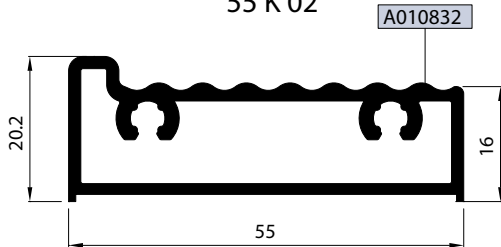
N55 K 01



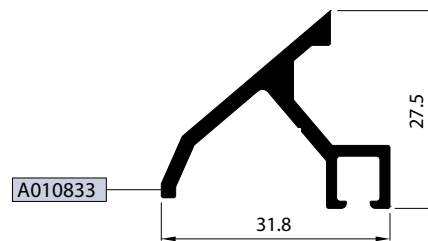
N55 K 02





55 K 02



T64 A 19

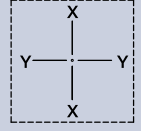


Nr		 L m	KESİM ÖLÇÜSÜ CUTTING SIZE	 AKS. KODU ACS. CODE
N55 K 01	A011540	25 J 33	77,2 mm	309 J 33
N55 K 02	A011544	25 J 33	77,2 mm	309 J 33

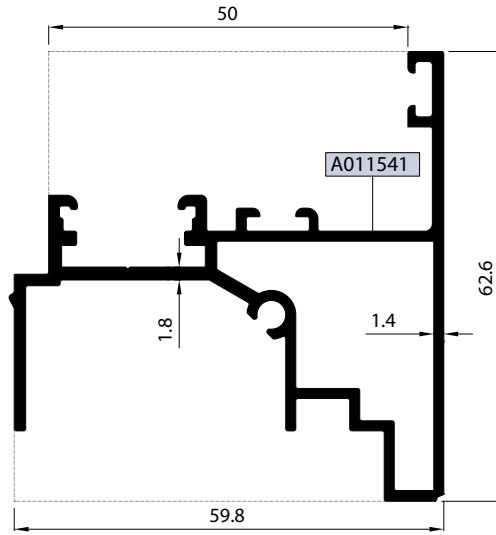
ADAPTÖR VE TİJ PROFİLLERİ  
ADAPTER AND SLIDING ROD PROFILES

# RW55+

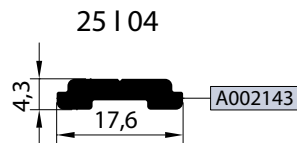
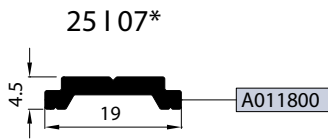
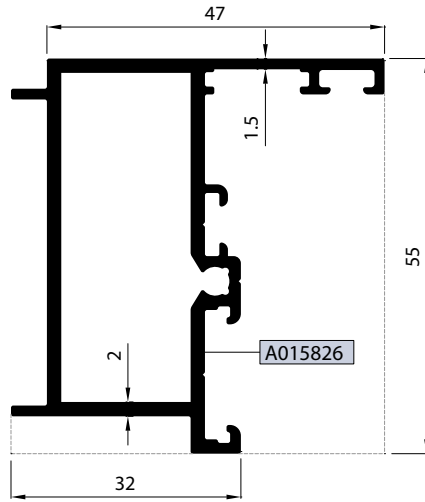
KOD / CODE	AĞIRLIK (kg/m) / WEIGHT	Jxx cm <sup>4</sup>	Jyy cm <sup>4</sup>	L m
N55 A 01	1,062	16,440	7,856	6
N55 A 03	1,056	13,822	6,256	6
25 I 07	0,143	-----	-----	6
25 I 04	0,153	-----	-----	-----



N55 A 01



N55 A 03



\*\*\*Giese kol ve kilitleme aksesuarları sadece 25 I 07 tij profili ile kullanılmalıdır.  
Giese handle and locking accessories should be used with only 25 I 07 rod profile

01

02

03

04

05

06

07

08

09

10

11

12

**CAM ÇITA PROFİLLERİ**  
**GLAZING BEAD PROFILES**

**RW55+**

KOD / CODE	AĞIRLIK (kg/m) / WEIGHT	L m	KOD / CODE	AĞIRLIK (kg/m) / WEIGHT	L m	
25 G 21	0,196	6	25 G 09	0,229	6	
25 G 37	0,206	6	25 G 12	0,270	6	
25 G 11	0,224	6	25 G 13	0,278	6	
25 G 10	0,225	6	25 G 14	0,280	6	

01

02

03

04

05

06

07

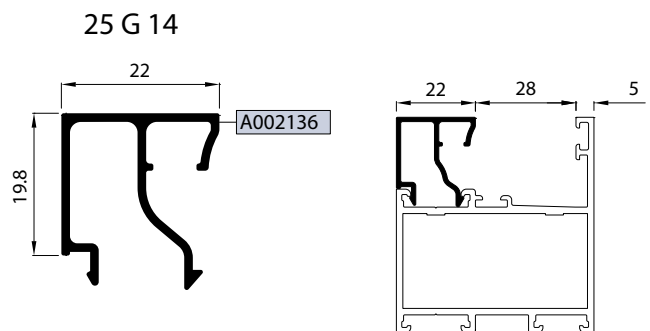
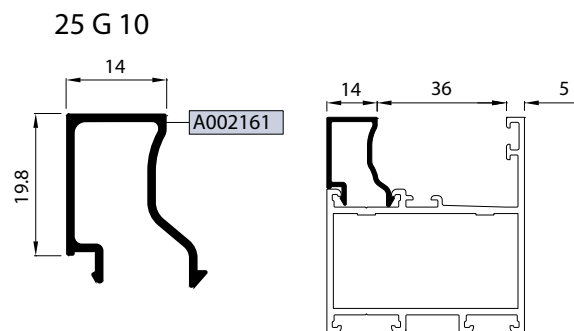
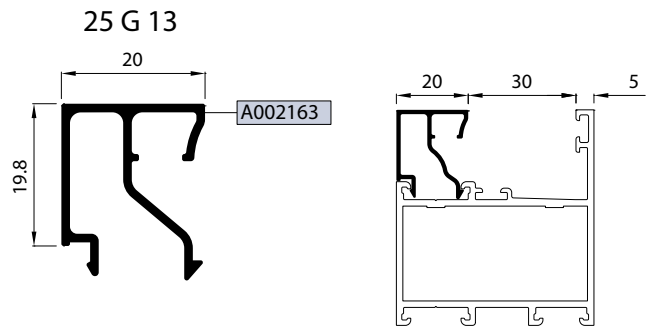
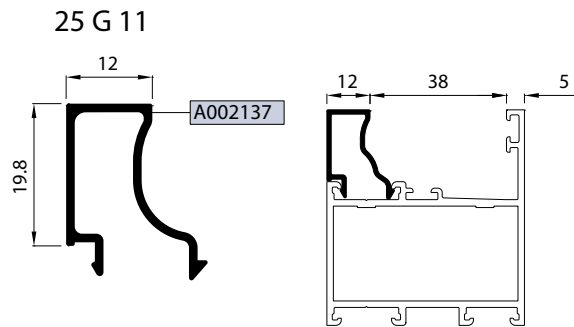
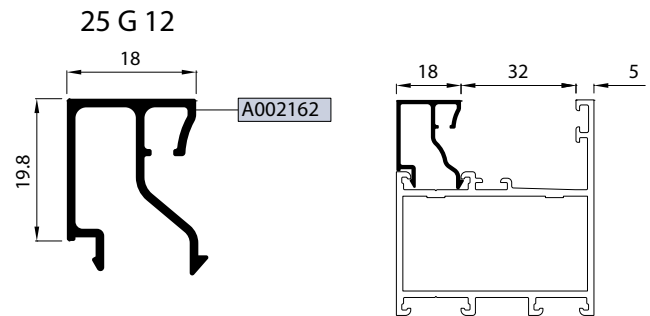
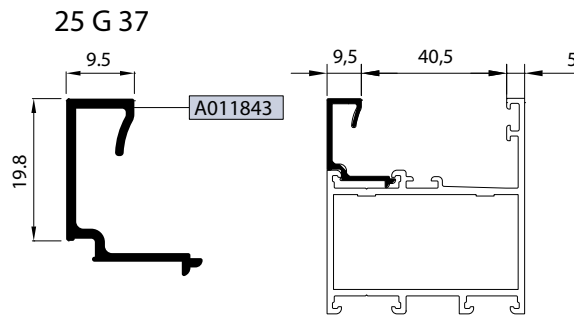
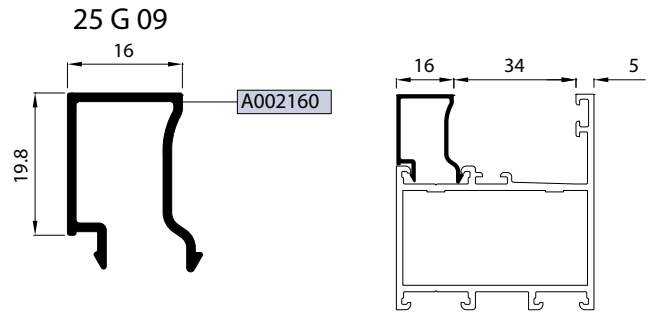
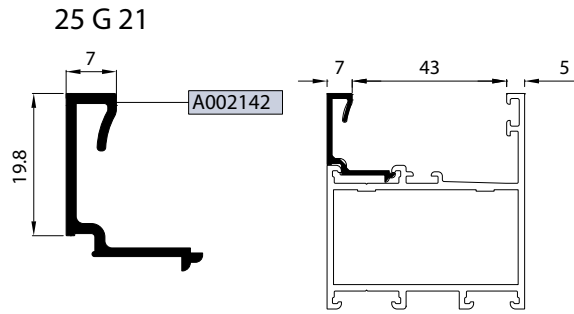
08

09

10

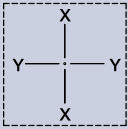
11

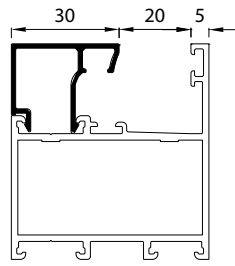
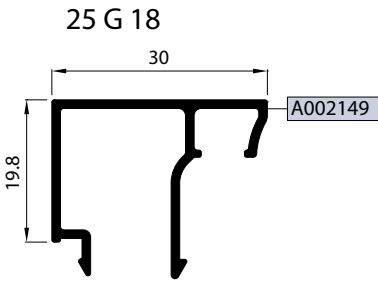
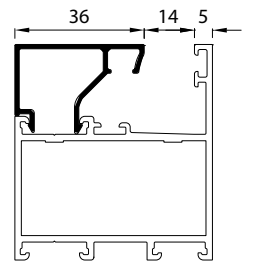
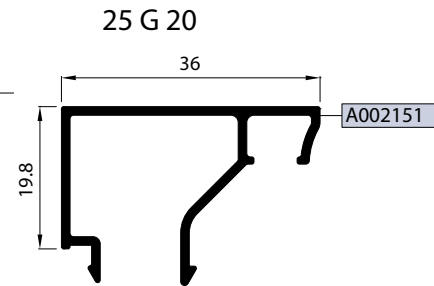
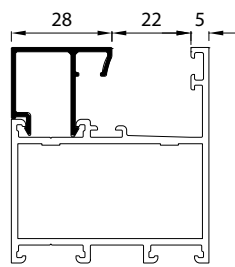
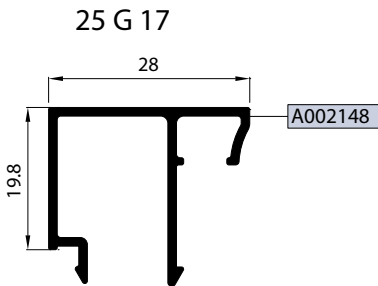
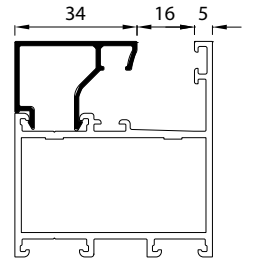
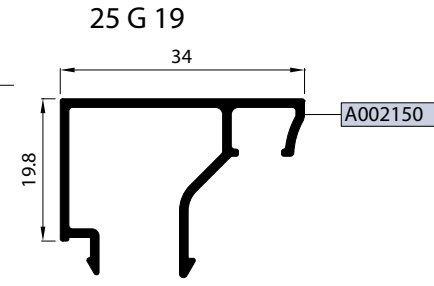
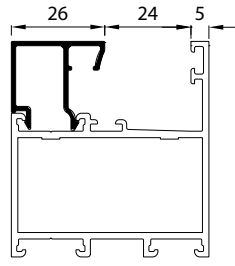
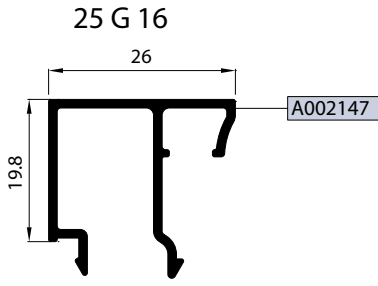
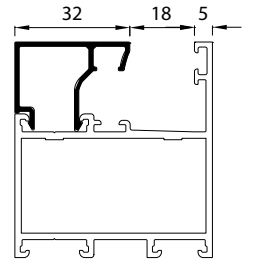
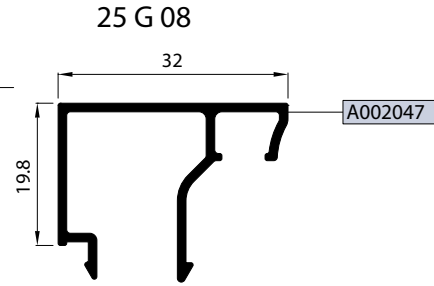
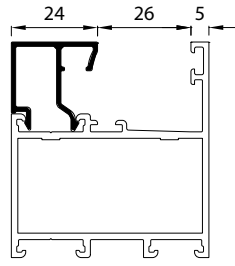
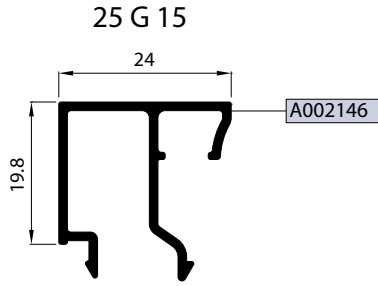
12



CAM ÇITA PROFİLLERİ  
GLAZING BEAD PROFILES

# RW55+

KOD / CODE	AĞIRLIK (kg/m) / WEIGHT	L m	KOD / CODE	AĞIRLIK (kg/m) / WEIGHT	L m	
25 G 15	0,282	6	25 G 08	0,309	6	
25 G 16	0,287	6	25 G 19	0,317	6	
25 G 17	0,292	6	25 G 20	0,327	6	
25 G 18	0,300	6				



01

02

03

04

05

06

07

08

09

10

11

12

01

02

03

04

05

06

07

08

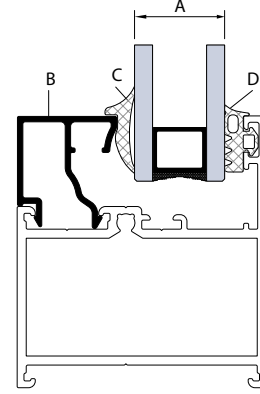
09

10

11

12

B CAM ÇİTASI GLAZING BEAD	C İÇ CAM FİTİLİ GLAZING GASKET (IN)	A CAM KALINLIĞI GLASS THICKNESS	D DIŞ CAM FİTİLİ GLAZING GASKET (OUT)
25 G 20	01.17.05	5 mm	01.11.15
25 G 20	01.17.04	6 mm	01.11.15
25 G 20	01.17.03	7 mm	01.11.15
25 G 19	01.17.04	8 mm	01.11.15
25 G 19	01.17.03	9 mm	01.11.15
25 G 08	01.17.04	10 mm	01.11.15
25 G 08	01.17.03	11 mm	01.11.15
25 G 18	01.17.04	12 mm	01.11.15
25 G 18	01.17.03	13 mm	01.11.15
25 G 17	01.17.04	14 mm	01.11.15
25 G 17	01.17.03	15 mm	01.11.15
25 G 16	01.17.04	16 mm	01.11.15
25 G 16	01.17.03	17 mm	01.11.15
25 G 15	01.17.04	18 mm	01.11.15
25 G 15	01.17.03	19 mm	01.11.15
25 G 14	01.17.04	20 mm	01.11.15
25 G 14	01.17.03	21 mm	01.11.15
25 G 13	01.17.04	22 mm	01.11.15
25 G 13	01.17.03	23 mm	01.11.15
25 G 12	01.17.04	24 mm	01.11.15
25 G 12	01.17.03	25 mm	01.11.15
25 G 09	01.17.04	26 mm	01.11.15
25 G 09	01.17.03	27 mm	01.11.15
25 G 10	01.17.04	28 mm	01.11.15
25 G 10	01.17.03	29 mm	01.11.15
25 G 11	01.17.04	30 mm	01.11.15
25 G 11	01.17.03	31 mm	01.11.15
25 G 37	01.17.05	32 mm	01.11.15
25 G 37	01.17.04	33 mm	01.11.15
25 G 21	01.17.05	34 mm	01.11.15
25 G 21	01.17.04	35 mm	01.11.15
25 G 21	01.17.03	36 mm	01.11.15



CAM MONTAJINDA SADECE BU SİSTEM İÇİN TASARLANAN VE ÜRETİLEN FİTİLLER KULLANILMALIDIR. FARKLI MALZEME KULLANIMLARI İŞLEVSEL VE TASARIMSAL SORUNLARA SEBEP OLABİLİR.  
THE GASKETS USED DURING INSTALLING THE GLASS SHOULD BE ONLY THE ONES CREATED FOR THIS SYSTEM, THE USE OF OTHER MATERIALS MAY CAUSE FUNCTIONAL AND DESIGN PROBLEMS.

TABLODA VERİLEN CAM KALINLIKLARI TEORİK OLUP SİSTEMİN ISI PERFORMANS KRİTERLERİNDEN BAĞIMSIZDIR.  
THE GLASS THICKNESSES IN THE TABLE ARE THEORETICAL AND INDEPENDENT FROM THERMAL PERFORMANCE CRITERIA OF THE SYSTEM.

YUKARIDA VERİLEN TABLODA CAM-FİTİL VE PROFİL İLİŞKİSİ TEORİK OLUP PROFİL VE CAM TOLERANSLARINDAN KAYNAKLI ÖLÇÜ FAKLILIKLARI OLUŞABİLİR.  
THE RELATIONSHIP BETWEEN GLASS-GASKET AND PROFILE PROVIDED IN THE TABLE IS THEORETICAL. IT MAY OCCUR SIZE DIFFERENCES FROM THE TOLERANCES OF PROFILE AND GLASS.

# KÖŞE TAKOZ VE ORTA KAYIT BAĞLANTI PROFİLLERİ CORNER CLEAT AND MULLION CONNECTION PROFILES

# RW55+

## TAKOZLAR (CLEATS)

PROFİL KODU (PROFILE CODE)	25 L 13	25 L 16	25 L 26	25 L 40
FABRİKA KODU (FACTORY CODE)	A002058	A002061	A010540	A010702
AĞIRLIK (WEIGHT)	3,561 kg/m	3,554 kg/m	4,870 kg/m	4,304 kg/m
ÇİZİM (DRAWING)				

PROFİL KODU (PROFILE CODE)	25 J 33	25 J 34	25 J 35	
FABRİKA KODU (FACTORY CODE)	A011542	A011543	A011493	
AĞIRLIK (WEIGHT)	1,172 kg/m	0,388 kg/m	0,530 kg/m	
ÇİZİM (DRAWING)				

KÖŞE TAKOZLARI (CORNER CLEATS)				
Nr		L m	KESİM ÖLÇÜSÜ CUTTING SIZE	AKS. KODU ACS. CODE
N55 F 01	A011528	25 L 13 (A002058)	50,7 mm	149 L 13
N55 F 03	A011530	25 L 16 (A002061)	50,7 mm	149 L 16
N55 V 01	A011531	25 L 16 (A002061)	50,7 mm	149 L 16
N55 V 02	A011532	25 L 26 (A010540)	50,7 mm	149 L 26
N55 V 03	A011533	25 L 26 (A010540)	50,7 mm	149 L 26
N55 V 04	A011534	25 L 16 (A002061)	50,7 mm	149 L 16
N55 V 05	A011535	25 L 26 (A010540)	50,7 mm	149 L 26
N55 V 06	A011536	25 L 26 (A010540)	50,7 mm	149 L 26
N55 V 07	A011762	25 L 40 (A010702)	60,3 mm	267 L 40
N55 V 08	A011763	25 L 40 (A010702)	60,3 mm	267 L 40
N55 V 09	A011778	25 L 40 (A010702)	60,3 mm	267 L 40
N55 V 10	A011764	25 L 40 (A010702)	60,3 mm	267 L 40
N55 V 11	A011765	25 L 16 (A002059)	60,3 mm	267 L 14
N55 V 12	A011779	25 L 16 (A002059)	60,3 mm	267 L 14
N55 M 01	A011537	25 L 13 (A002058)	50,7 mm	149 L 13
N55 M 02	A011538	25 L 16 (A002061)	50,7 mm	149 L 16
N55 M 03	A011539	25 L 16 (A002061)	50,7 mm	149 L 16

ORTA KAYIT BAĞLANTI (MULLION CONNECTION PIECE)				
Nr		L m	KESİM ÖLÇÜSÜ CUTTING SIZE	AKS. KODU ACS. CODE
N55 M 01	A011537	25 J 33	10,7 mm	103 J 33
N55 M 02	A011538	25 J 33	25,7 mm	281 J 33
N55 M 03	A011539	25 J 33	25,7 mm	281 J 33
N55 K 01	A011540	25 J 33	77,2 mm	309 J 33
N55 K 02	A011544	25 J 33	77,2 mm	309 J 33

## STOKTA BULUNAN SİSTEM PROFİLLERİNİN LİSTESİ (LIST OF SYSTEM PROFILES IN STOCK)

Nr		MİN. SİPARİŞ MİKTARI MIN. ORDER QUANTITY
N55 F 03	A011530	75 kg
N55 M 03	A011539	75 kg
N55 K 02	A011544	75 kg

\* STOKTA BULUNMAYAN TÜM PROFİLLER İÇİN MİNİMUM SİPARİŞ MİKTARI 300\*KG'DİR.  
MINIMUM ORDER QUANTITY FOR ALL THE PROFILES THAT ARE NOT IN STOCK IS 300 KG.





# MİMARİ KATALOG

## ARCHITECTURAL CATALOGUE

Alüminyum Kapı Pencere ve Giydirme Cephe Sistemleri  
Aluminium Door Window and Facade Systems

Rescara Sistem Detayları  
Rescara System Details

# RW55+

DETAYLAR

DETAILS

01

02

03

04

05

06

07

08

09

10

11

12

01

02

03

04

05

06

07

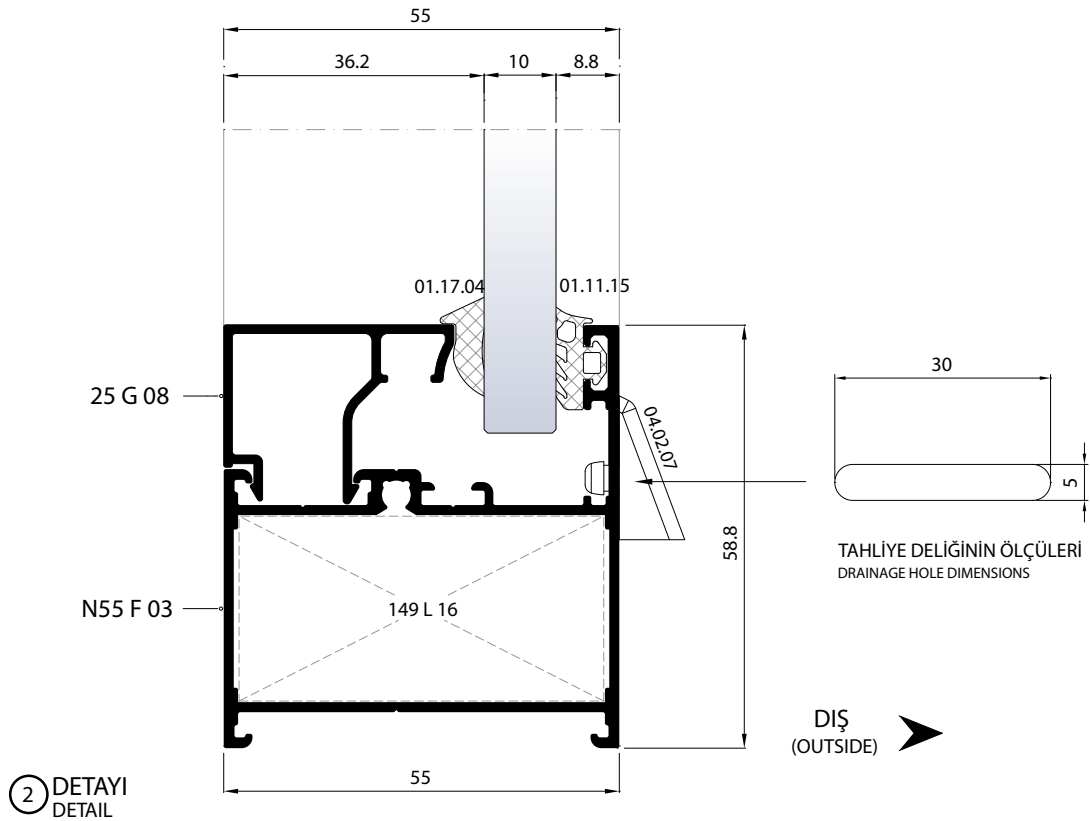
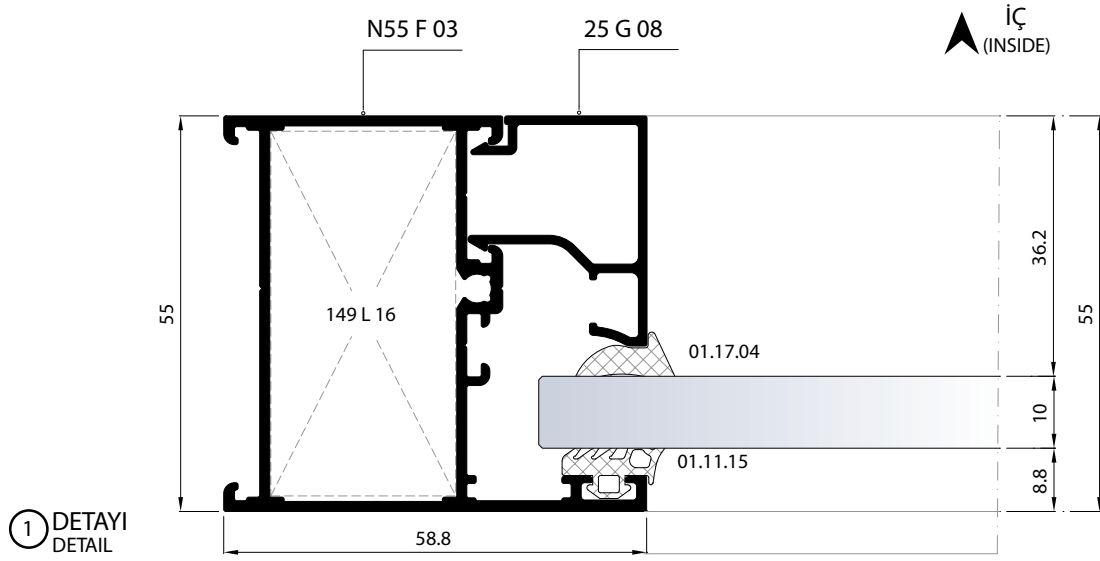
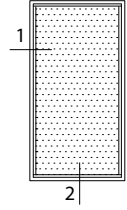
08

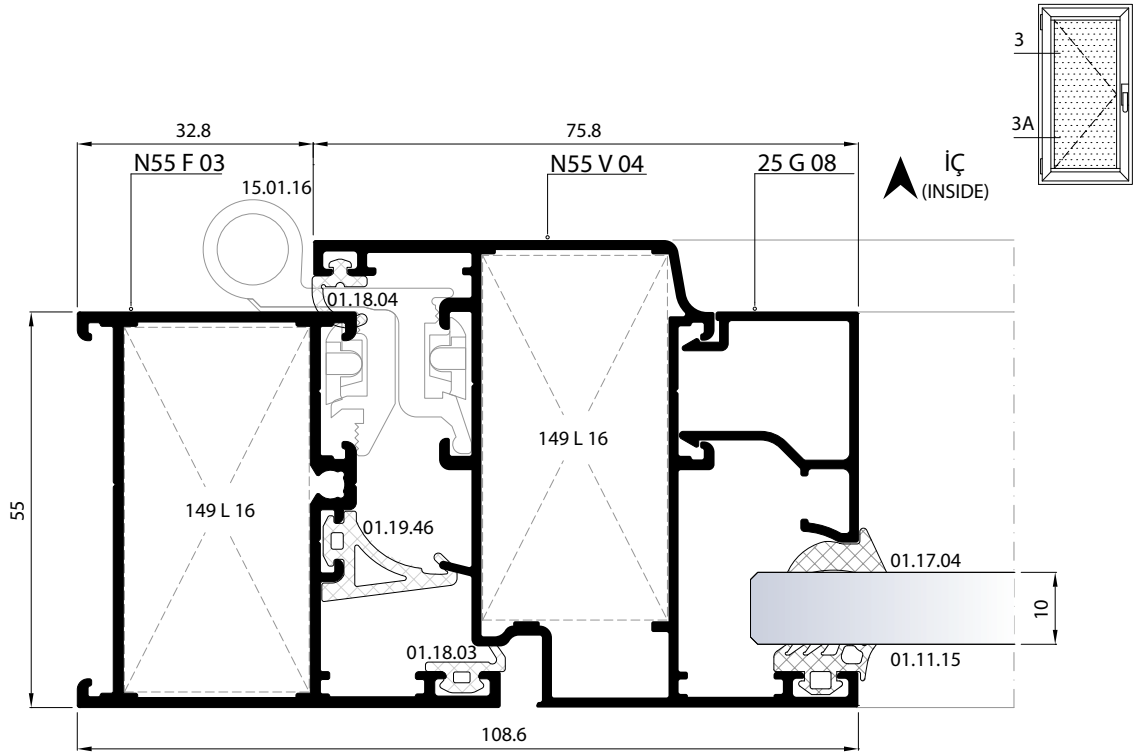
09

10

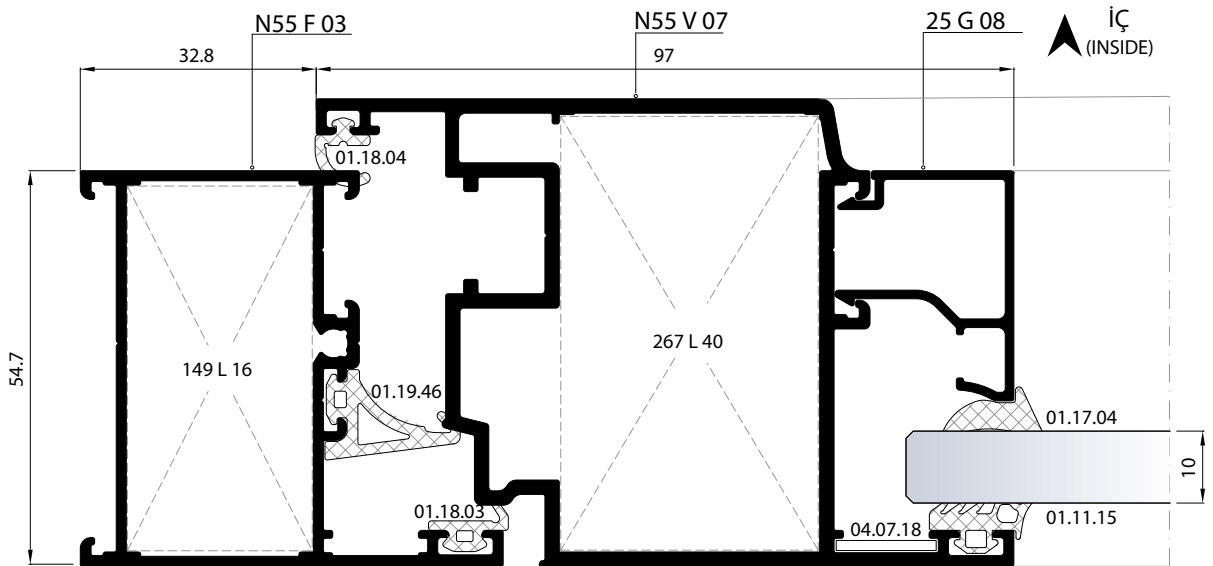
11

12





3 DETAYI  
DETAIL



3A DETAYI  
DETAIL

PVC AÇILIM AKSESUARINA UYGUN KANAT DETAYI  
VENT DETAIL FOR PVC OPENING ACCESSORIES

# DEAYLAR

## DETAILS

01

02

03

04

05

06

07

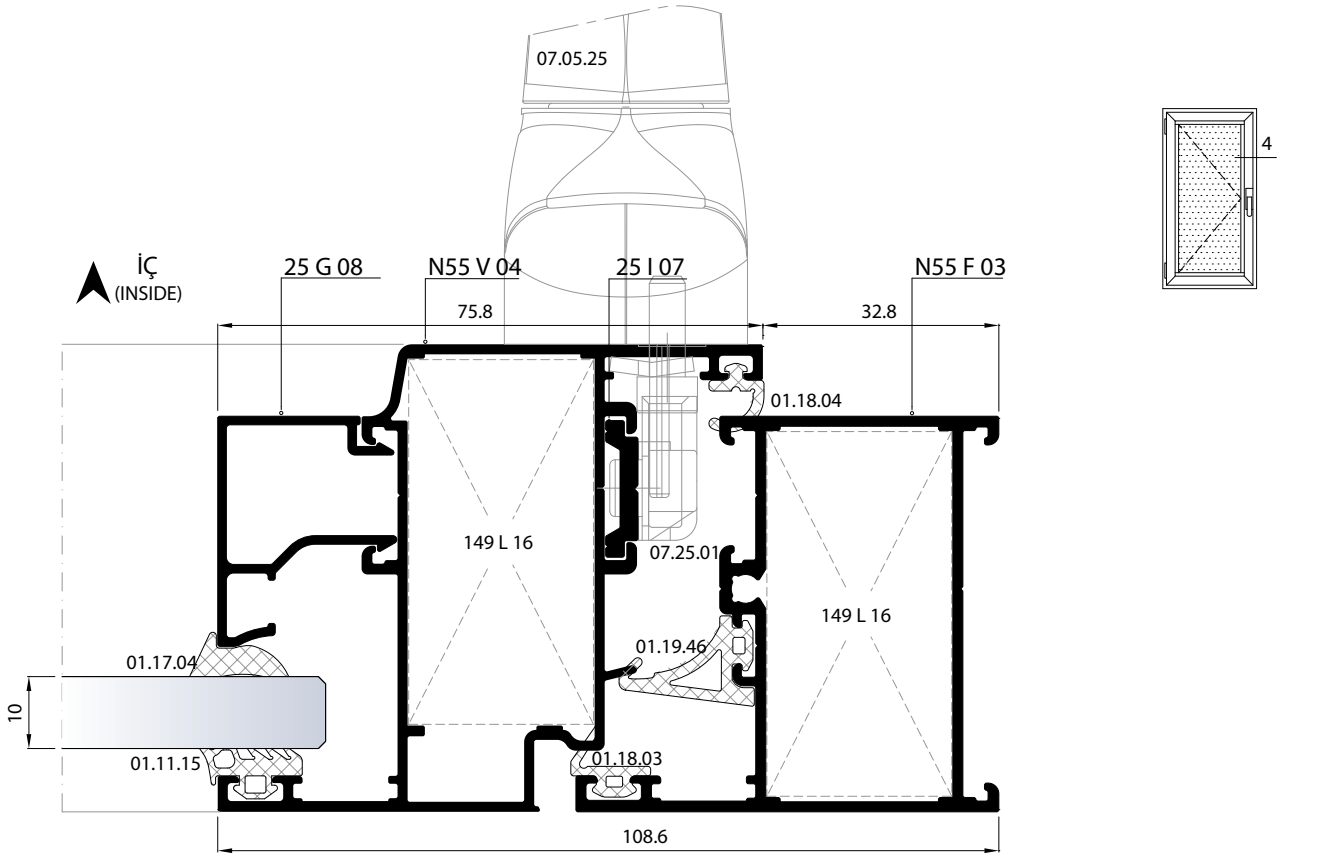
08

09

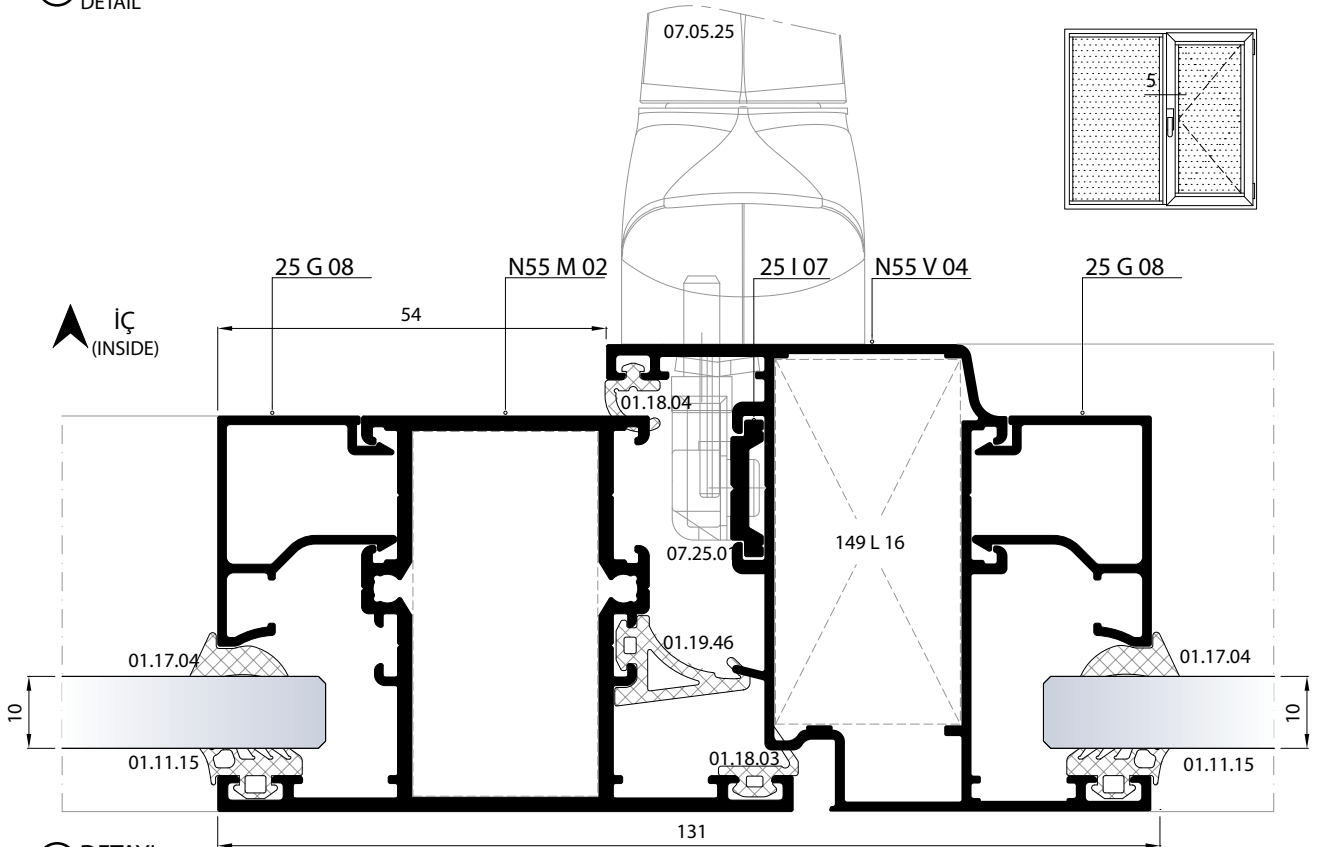
10

11

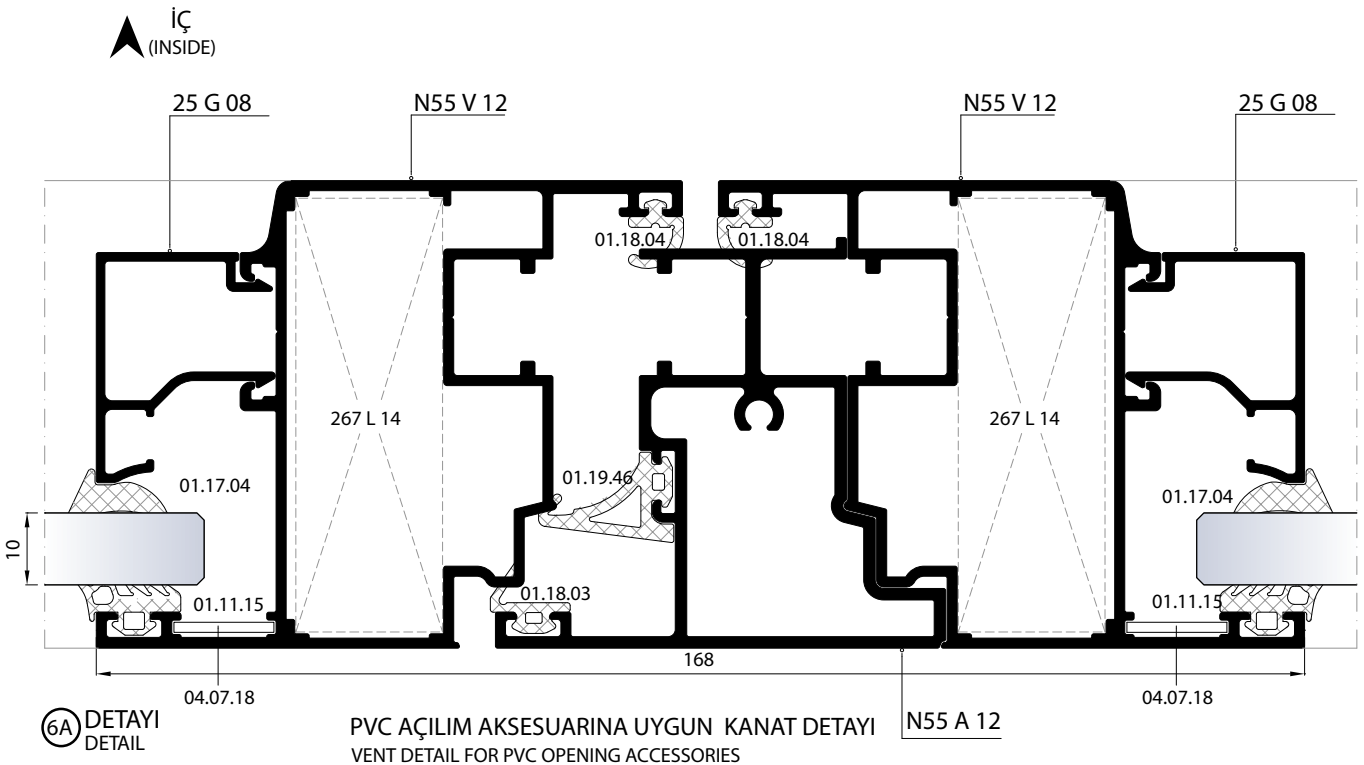
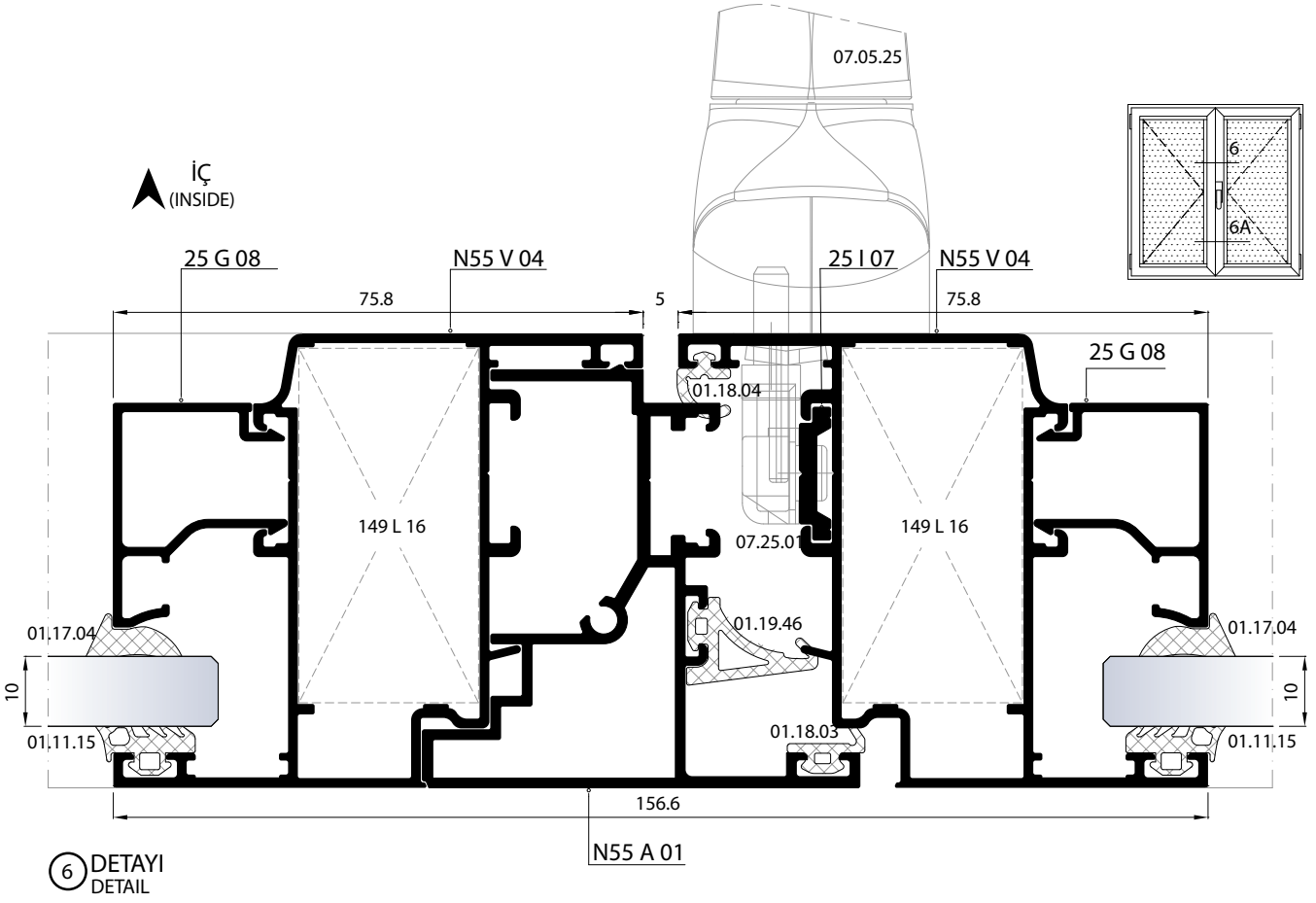
12



4 DETAYI  
DETAIL



5 DETAYI  
DETAIL



01

02

03

04

05

06

07

08

09

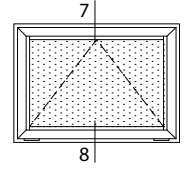
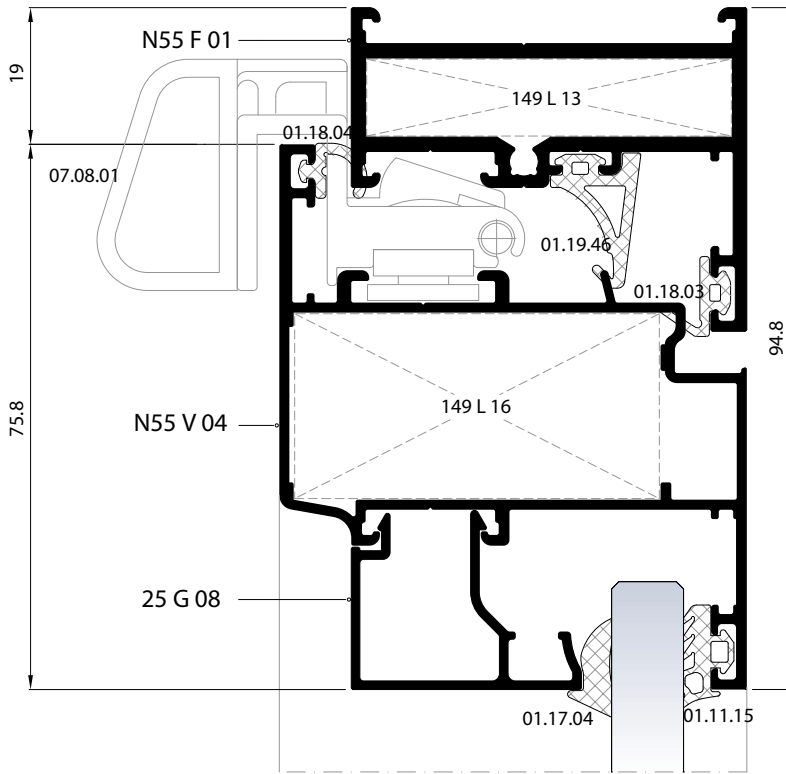
10

11

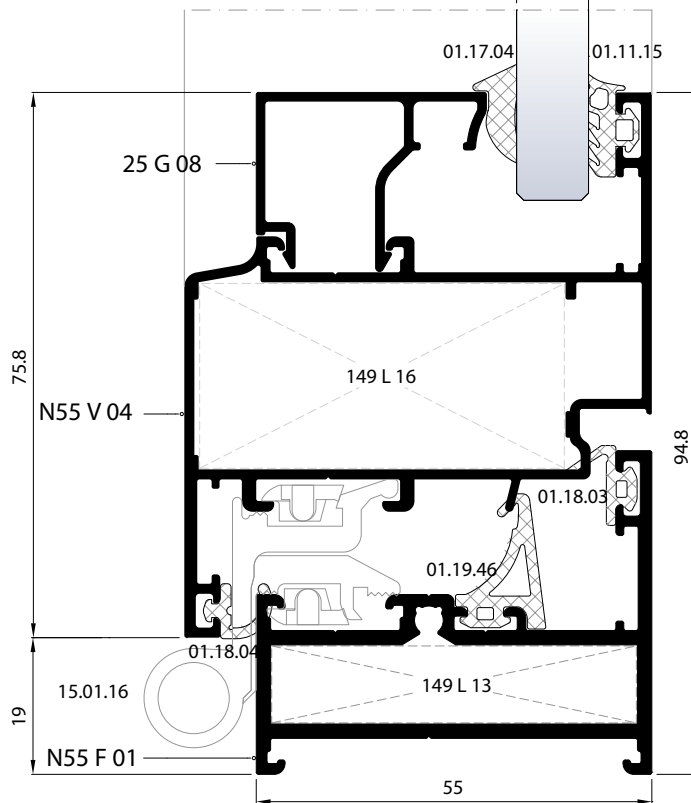
12

# DETAYLAR DETAILS

- 01
- 02
- 03
- 04
- 05
- 06
- 07
- 08
- 09
- 10
- 11
- 12



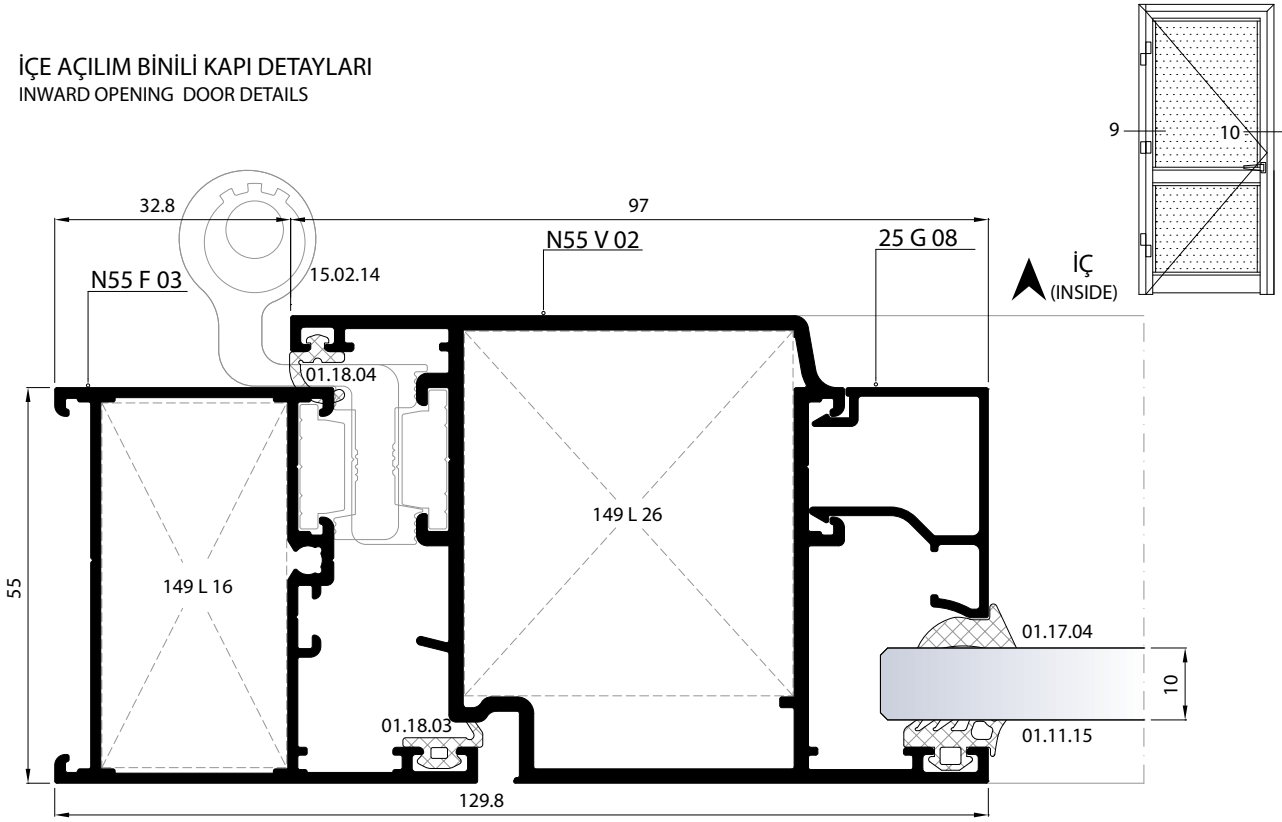
7 DETAYI  
DETAIL



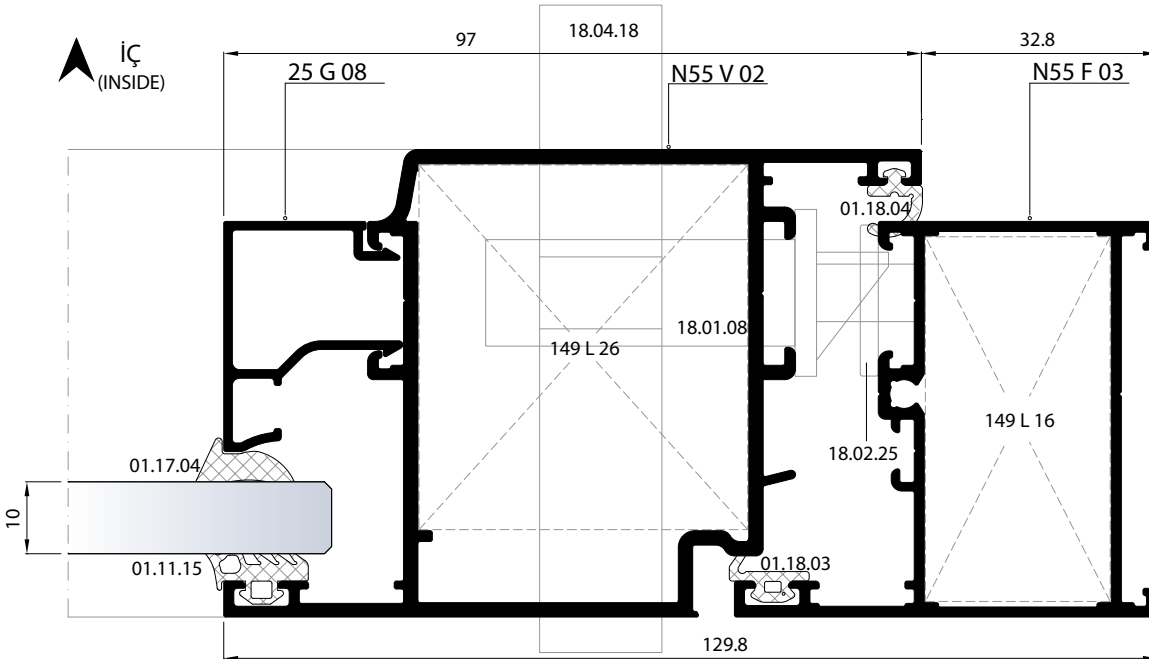
DIŞ  
(OUTSIDE) ➔

8 DETAYI  
DETAIL

İÇE AÇILIM BİNİLİ KAPI DETAYLARI  
INWARD OPENING DOOR DETAILS



9 DETAYI  
DETAIL



10 DETAYI  
DETAIL

01

02

03

04

05

06

07

08

09

10

11

12

# DETAYLAR DETAILS

01

02

03

04

05

06

07

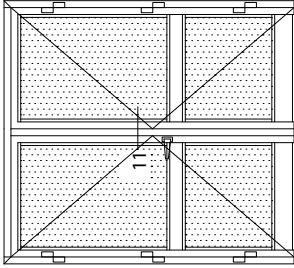
08

09

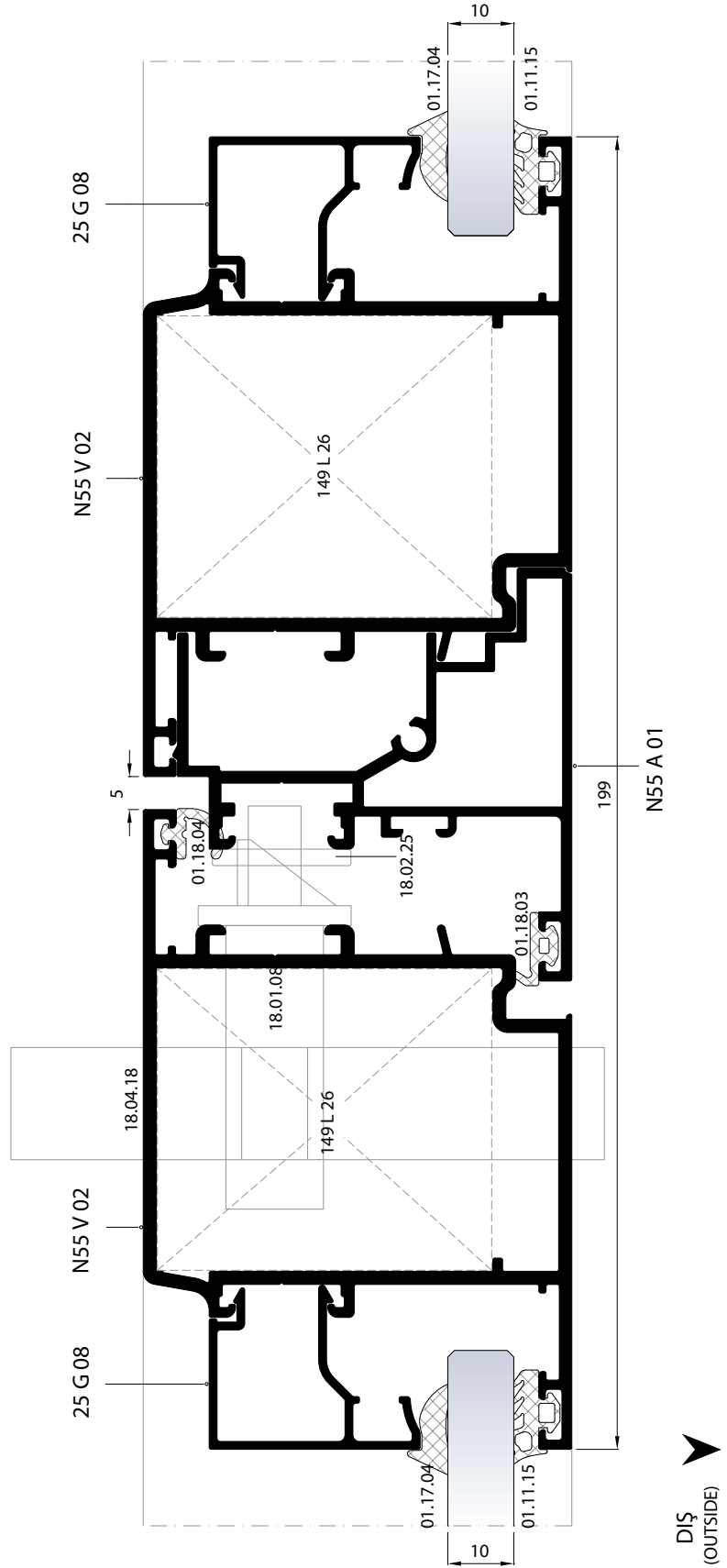
10

11

12

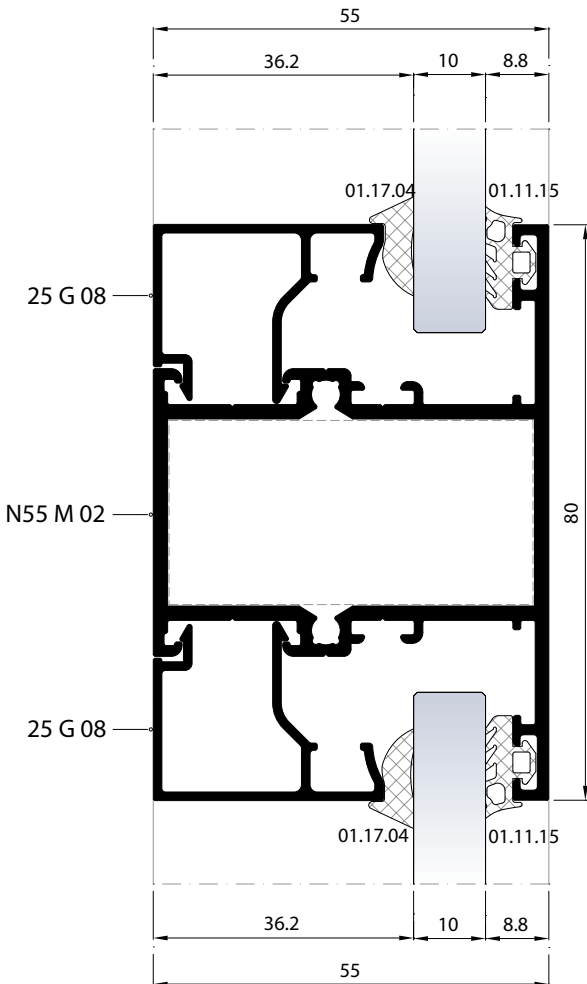
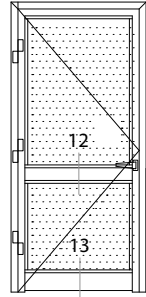


İÇE AÇILIM BİNLİ KAPI DETAYLARI  
INWARD OPENING DOOR DETAILS

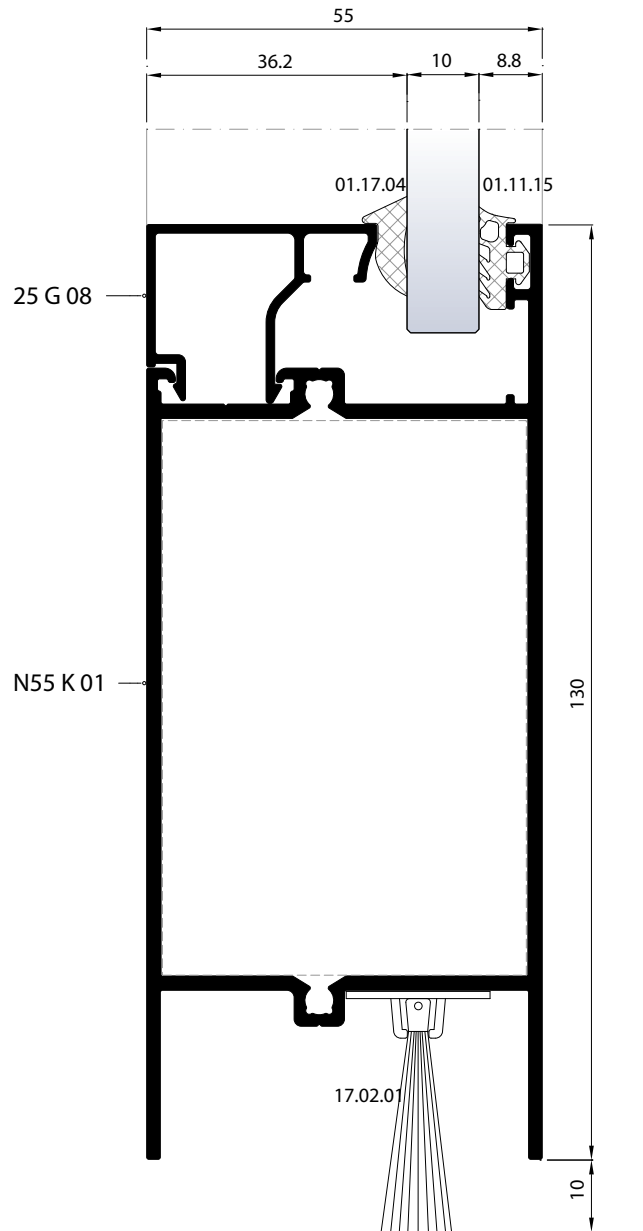


11 DETAYI  
DETAIL





12 DETAYI  
DETAIL



13 DETAYI  
DETAIL

DIŞ  
(OUTSIDE) ➔

01

02

03

04

05

06

07

08

09

10

11

12

# DETAYLAR

## DETAILS

01

İÇE AÇILIM BİNİLİ KAPI DETAYLARI  
INWARD OPENING DOOR DETAILS

02

03

04

05

06

07

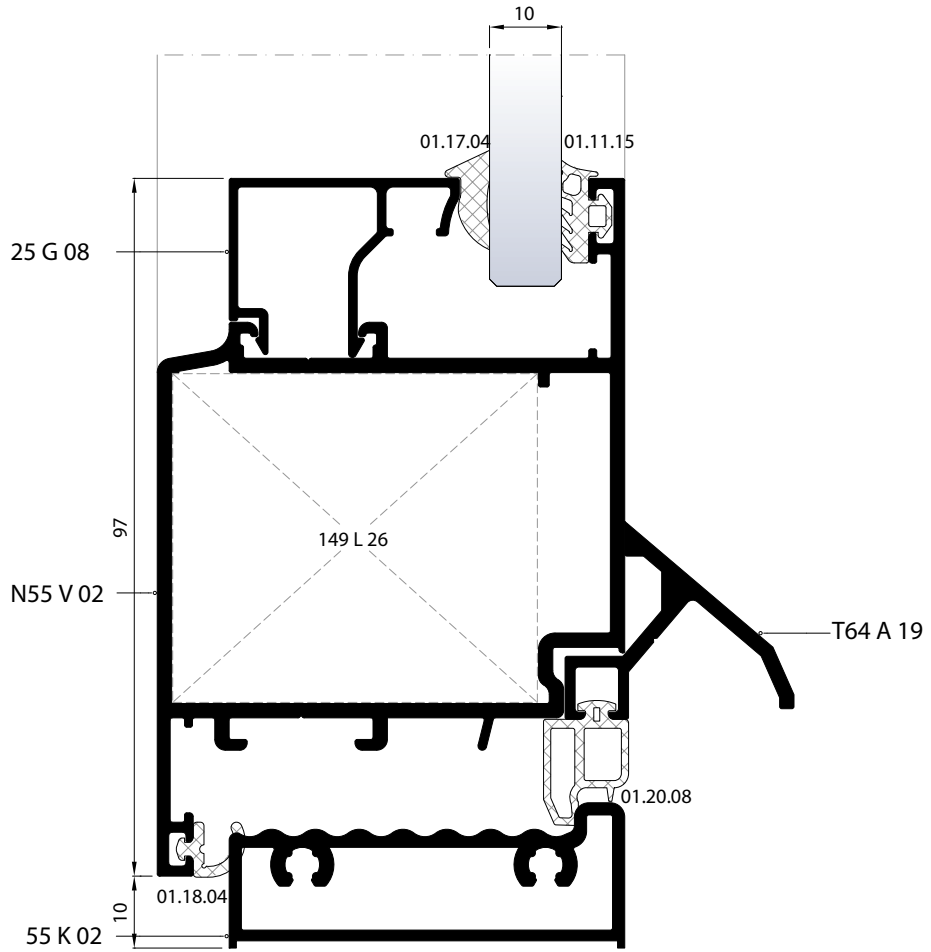
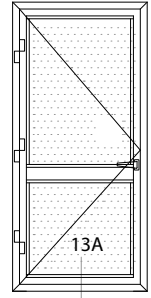
08

09

10

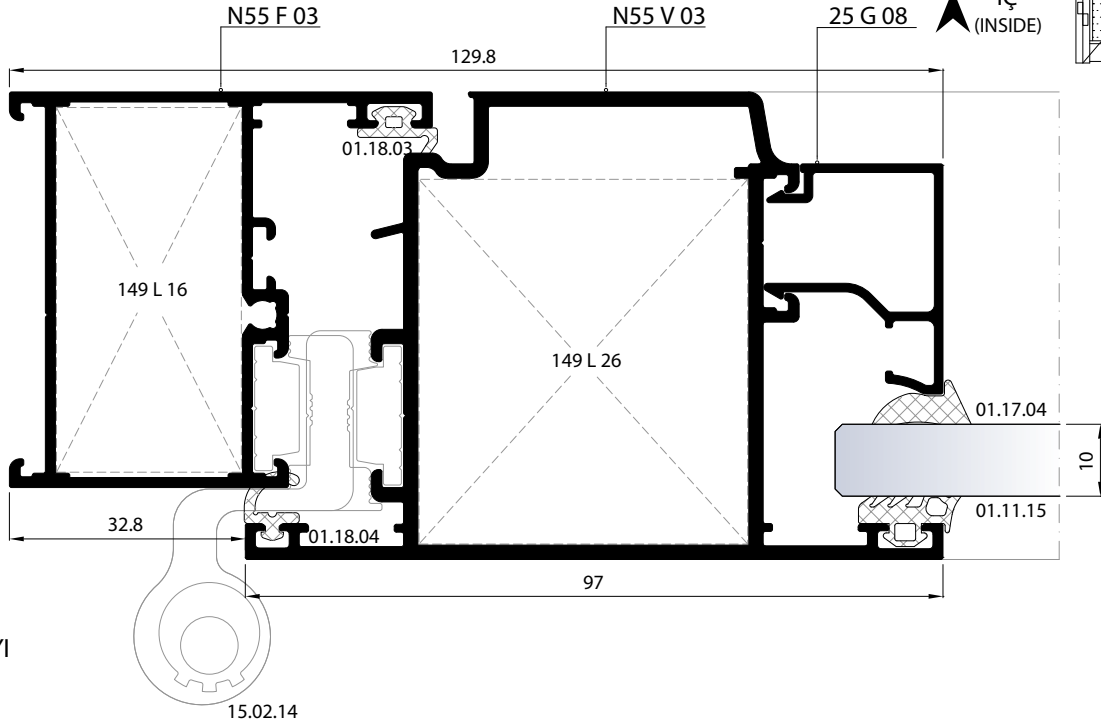
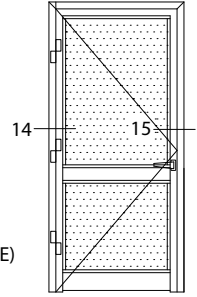
11

12

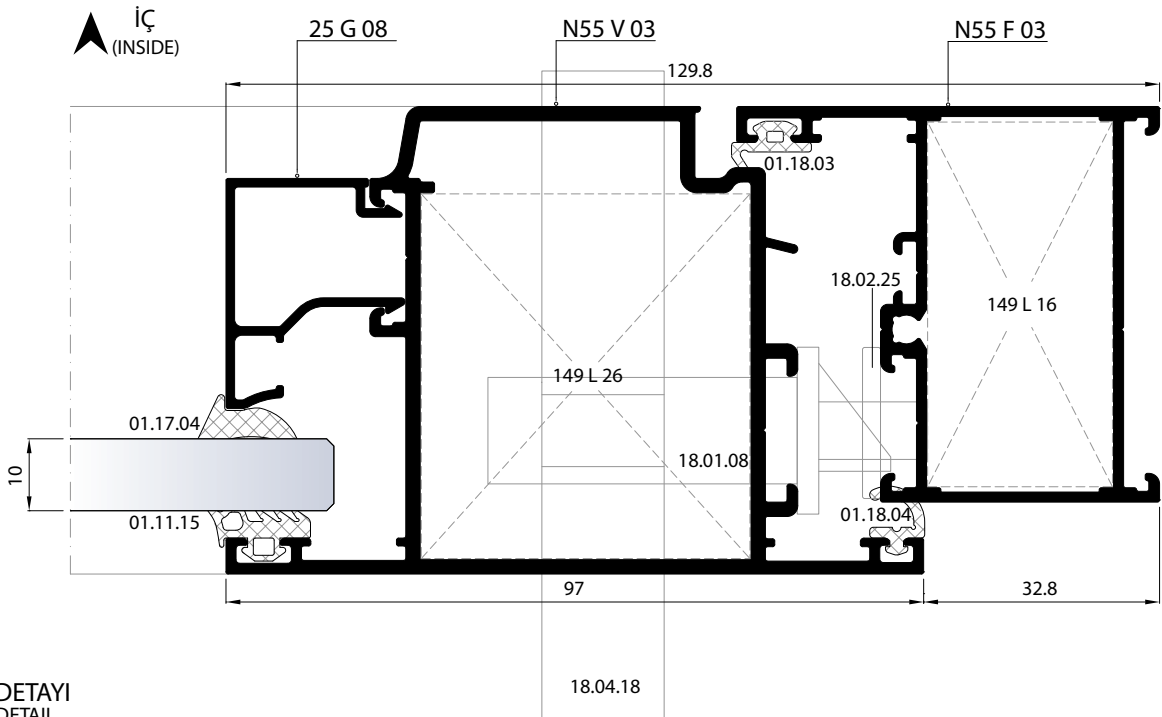


(13A) DETAYI  
DETAIL

DIŐA AÇILIM BİNİLİ KAPI DETAYLARI  
OUTWARD OPENING DOOR DETAILS



14 DETAYI  
DETAIL



15 DETAYI  
DETAIL

- 01
- 02
- 03
- 04
- 05
- 06
- 07
- 08
- 09
- 10
- 11
- 12

# DETAYLAR DETAILS

01

02

03

04

05

06

07

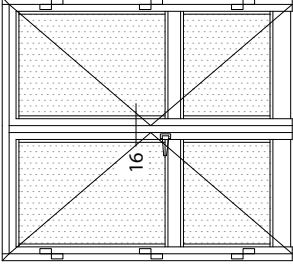
08

09

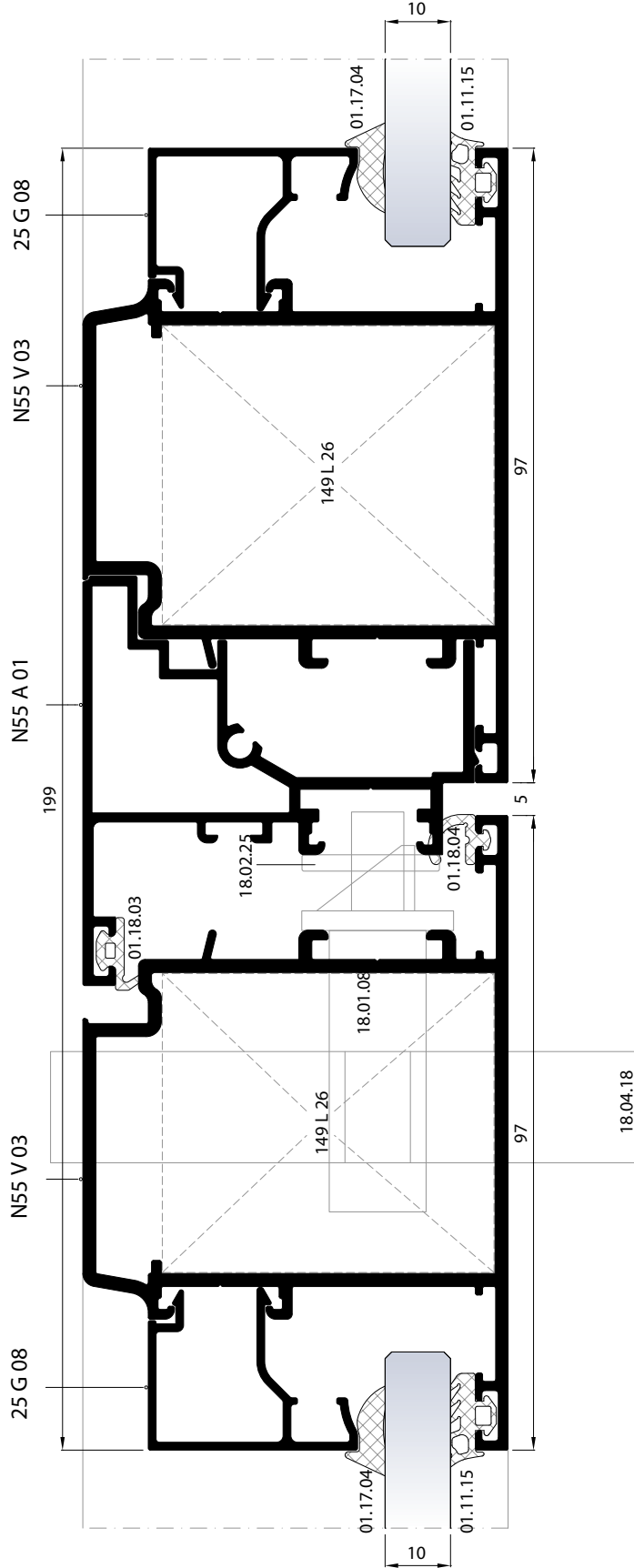
10

11

12



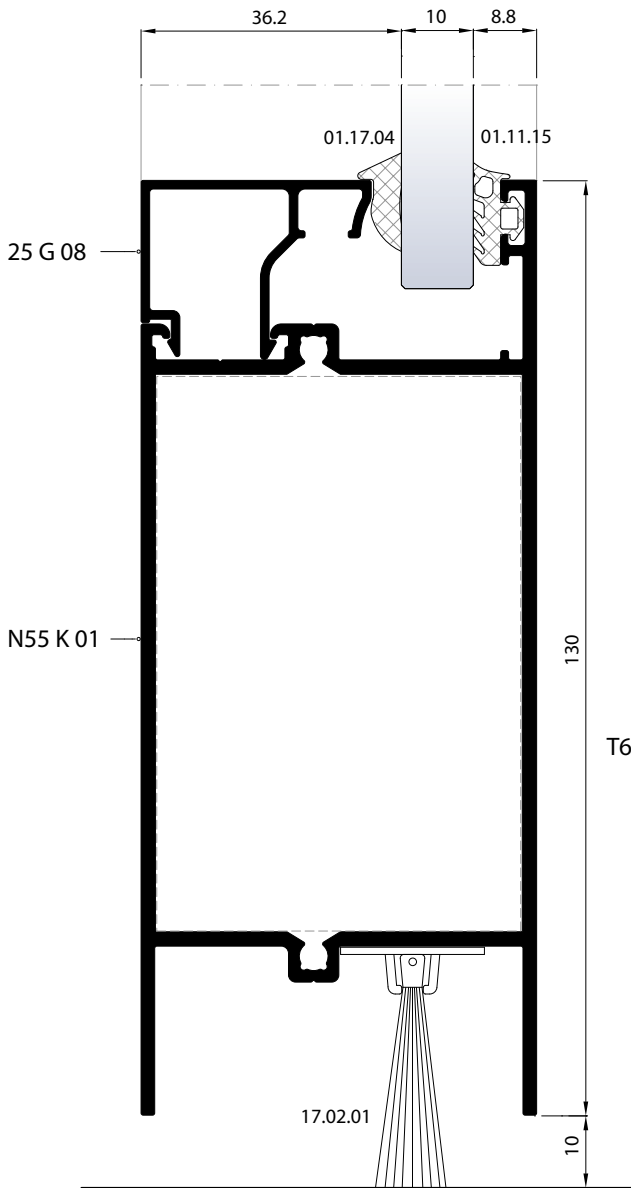
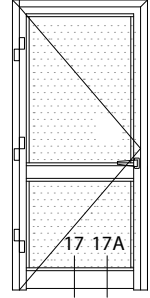
DİŐA AÇILIM BİNİLİ KAPI DETAYLARI  
OUTWARD OPENING DOOR DETAILS



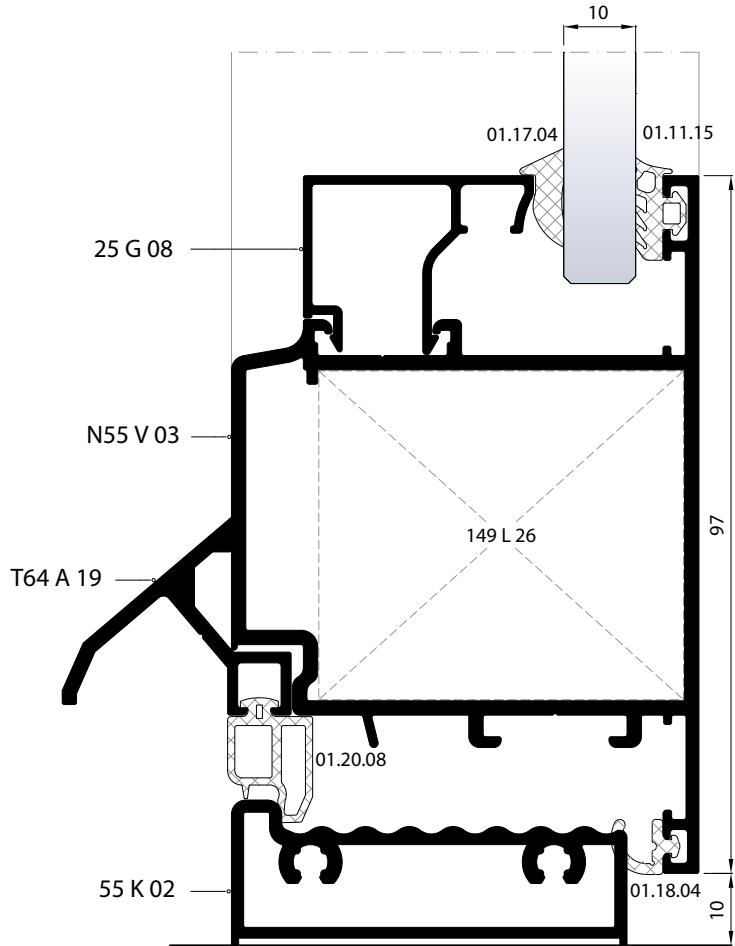
DİŐ  
(OUTSIDE)

16 DETAYI  
DETAIL

DIŞA AÇILIM BİNLİ KAPI DETAYLARI  
OUTWARD OPENING DOOR DETAILS



17 DETAYI  
DETAIL



17A DETAYI  
DETAIL

DIŞ  
(OUTSIDE) ➔

01

02

03

04

05

06

07

08

09

10

11

12



# MİMARİ KATALOG

## ARCHITECTURAL CATALOGUE

Alüminyum Kapı Pencere ve Giydirme Cephe Sistemleri  
Aluminium Door Window and Facade Systems

Rescara Sistem Detayları  
Rescara System Details

# RW55+

AKSESUARLAR

ACCESSORIES

01

02

03

04

05

06

07


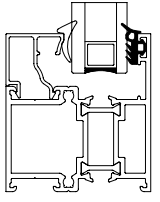

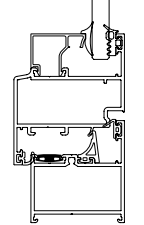

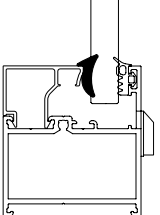

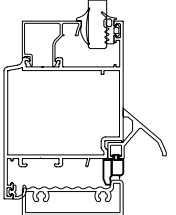

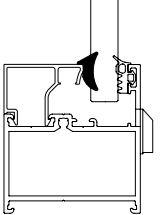

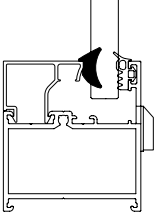

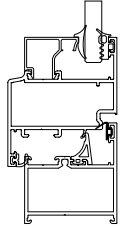

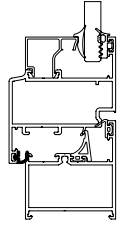

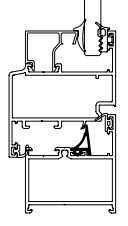
08

09

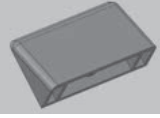
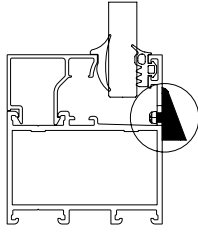
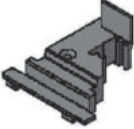
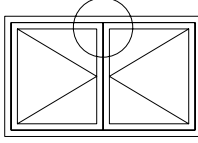
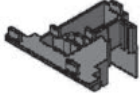
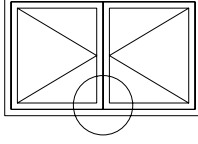





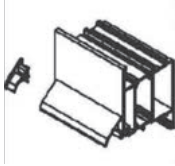
10

11

12

01		<p><b>01.11.15</b> DIŞ CAM FİTİLİ 4 mm OUTSIDE GLAZING GASKET 4 mm</p> <p>Malzeme /Material: EPDM Ağırlık /Weight: 72 gr/m Paket /Package: 208 m / 15 kg</p>				
02					<p><b>01.19.06</b> ÇİTA KANAL FİTİLİ ADAPTER GASKET</p> <p>Malzeme /Material: EPDM Ağırlık /Weight: 82 gr/m Paket /Package: 182 m / 15 kg</p>	
03		<p><b>01.17.03</b> İÇ CAM FİTİLİ 2,8 mm INSIDE GLAZING GASKET 2,8 mm</p> <p>Malzeme /Material: EPDM Ağırlık /Weight: 59 gr/m Paket /Package: 254m / 15 kg</p>			<p><b>01.20.08</b> EŞİK FİTİLİ THRESHOLD GASKET</p> <p>Malzeme /Material: EPDM Ağırlık /Weight: 90 gr/m Paket /Package: 165m / 15 kg</p>	
04						
05		<p><b>01.17.04</b> İÇ CAM FİTİLİ 3,6 mm INSIDE GLAZING GASKET 3,6 mm</p> <p>Malzeme /Material: EPDM Ağırlık /Weight: 71 gr/m Paket /Package: 210m / 15 kg</p>				
06						
07		<p><b>01.17.05</b> İÇ CAM FİTİLİ 4,6 mm INSIDE GLAZING GASKET 4,6 mm</p> <p>Malzeme /Material: EPDM Ağırlık /Weight: 89 gr/m Paket /Package: 168 m / 15 kg</p>				
08						
09		<p><b>01.18.03</b> DIŞ BİNİ FİTİLİ OUTSIDE ACOUSTICAL GASKET</p> <p>Malzeme /Material: EPDM Ağırlık /Weight: 41 gr/m Paket /Package: 365 m / 15 kg</p>				
10						
11		<p><b>01.18.04</b> İÇ BİNİ FİTİLİ INSIDE ACOUSTICAL GASKET</p> <p>Malzeme /Material: EPDM Ağırlık /Weight: 42 gr/m Paket /Package: 357m / 15 kg</p>				
12		<p><b>01.19.46</b> TOZLUK FİTİLİ CENTRAL GASKET</p> <p>Malzeme /Material: EPDM Ağırlık /Weight: 105 gr/m Paket /Package: 142 m / 15 kg</p>				



	<b>04.02.07</b> TAHLİYE KAPAĞI DRAINAGE COVER Malzeme /Material: PVC Renk /Colour : Siyah-Beyaz-Gri Black-White-Grey				
	<b>04.06.56</b> ADAPTÖR KAPAĞI ADAPTER CAP Malzeme /Material : PVC Renk /Colour : Siyah / Black N55A01 İÇİN / FOR N55A01				
	<b>04.06.57</b> ADAPTÖR KAPAĞI ADAPTER CAP Malzeme /Material: PVC Renk /Colour: Siyah / Black N55A01 İÇİN / FOR N55A01				
	<b>04.07.18</b> KÖŞE ÇAVUŞU CORNER CLEAT Malzeme /Material: PVC Renk /Colour: Siyah / Black				
	<b>04.10.16A</b> DAMLALIK YAN KAPAĞI DROPPER SIDE CAP Malzeme /Material: PVC Renk /Colour: Siyah / Black				
	<b>04.10.16B</b> DAMLALIK YAN KAPAĞI DROPPER SIDE CAP Malzeme /Material: PVC Renk /Colour: Siyah / Black				

01

02

03

04

05

06

07

08

09

10

11

12

## PENCERE MENTEŞELERİ / WINDOW HINGES

01



**15.01.16**

GIESSE PENCERE MENTEŞESİ  
GIESSE HINGE FOR WINDOWS

Renk / Colour: Siyah-Beyaz-Gri-Eloksal  
Black-White-Grey-Anodized

75 kg için 2 adet, 85 kg için 3 adet kullanılmalıdır. / Should be used 2 for 75 kg, 3 for 85 kg.  
EN 1935:2002

02



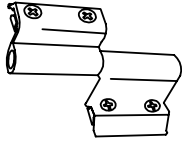
**15.01.03**

RESCARA PENCERE MENTEŞESİ  
RESCARA HINGE FOR WINDOWS

Renk / Colour: Pres-Eloksal  
Press-Anodised

75 kg için 2 adet, 85 kg için 3 adet kullanılmalıdır. / Should be used 2 for 75 kg, 3 for 85 kg.  
EN 1935:2002

03




**15.01.08**

YERLİ PENCERE MENTEŞESİ  
LOCAL HINGE FOR WINDOWS

Renk / Colour: Siyah-Beyaz-Gri-Eloksal  
Black-White-Grey-Anodized

50 kg için 2 adet kullanılmalıdır. / Should be used 2 for 50 kg.  
Max. kanat ölçüsü 900x1300 / Max. vent dimension 900x1300  
TS EN 1935

04



**15.01.12**

YERLİ PENCERE MENTEŞESİ  
LOCAL HINGE FOR WINDOWS

Renk / Colour: Siyah-Beyaz-Gri-Eloksal  
Black-White-Grey-Anodized

TS EN 1935

05

06



**15.01.17**

GIESSE GİZLİ PENCERE MENTEŞESİ (SAĞ)  
GIESSE HIDDEN HINGE FOR WINDOWS (RIGHT)

Malzeme / Material : Paslanmaz Çelik  
Stainless Steel

100 kg için 2 adet kullanılmalıdır. / Should be used 2 for 100 kg.

07



**15.01.18**

GIESSE GİZLİ PENCERE MENTEŞESİ (SOL)  
GIESSE HIDDEN HINGE FOR WINDOWS (LEFT)

Malzeme / Material : Paslanmaz Çelik  
Stainless Steel

100 kg için 2 adet kullanılmalıdır. / Should be used 2 for 100 kg.

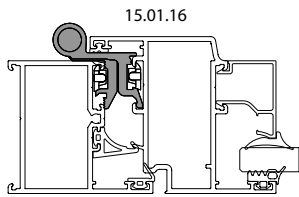
08

09

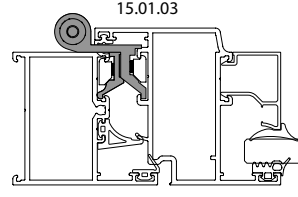
10

11

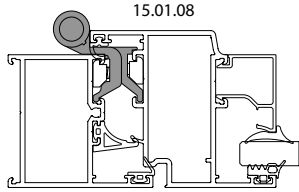
12



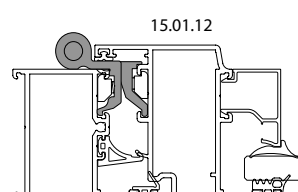
15.01.16



15.01.03



15.01.08



15.01.12

Ölçek/Scale: 1/3

## KAPI MENTEŞELERİ / DOOR HINGES

01

02

03

04

05

06

07

08

09

10

11

12



15.02.14

GIESSE KAPI MENTEŞESİ  
GIESSE HINGE FOR DOORS

Renk / Colour: Siyah-Beyaz-Eloksal  
Black-White-Anodized

100 kg için 2 adet, 120 kg için 3 adet kullanılmalıdır. / Should be used 2 for 100 kg, 3 for 120 kg.  
EN 1935




15.02.09

YERLİ KAPI MENTEŞESİ  
LOCAL HINGE FOR DOORS

Renk / Colour: Siyah-Beyaz-Gri-Eloksal  
Black-White-Grey-Anodized

85 kg için 3 adet kullanılmalıdır. / Should be used 3 for 85 kg.  
Max. kanat ölçüsü 900x2200. / Max. vent dimension 900x2200  
TS EN 1935




15.02.12

YERLİ KAPI MENTEŞESİ  
LOCAL HINGE FOR DOORS

Renk / Colour: Siyah-Beyaz-Gri-Eloksal  
Black-White-Grey-Anodized

100 kg için 3 adet kullanılmalıdır. / Should be used 3 for 100 kg.  
Max. kanat ölçüsü 900x2300. / Max. vent dimension 900x2300  
TS EN 1935



15.02.07

YERLİ KAPI MENTEŞESİ  
LOCAL HINGE FOR DOORS

Renk / Colour: Siyah-Beyaz-Gri-Eloksal  
Black-White-Grey-Anodized

100 kg için 2 adet kullanılmalıdır. / Should be used 2 for 100 kg.  
Max. kanat ölçüsü 900x2200. / Max. vent dimension 900x2200  
TS EN 1935



15.02.20

RESCARA KAPI MENTEŞESİ  
RESCARA HINGE FOR DOORS

Renk / Colour: Siyah-Beyaz-Gri-Pres-Eloksal  
Black-White-Grey-Press-Anodized

120 kg için 2 adet kullanılmalıdır. / Should be used 2 for 120 kg.  
EN 1935

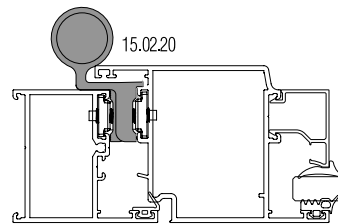
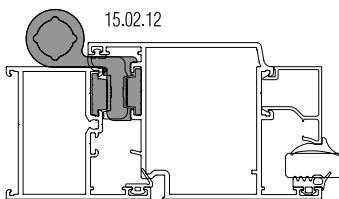
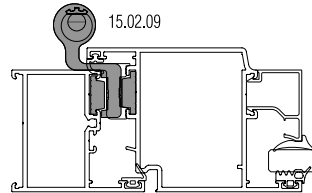
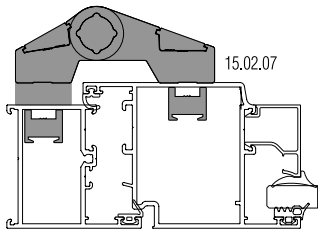


15.02.21

RESCARA KAPI MENTEŞESİ  
RESCARA

Renk / Colour: Siyah-Beyaz-Gri-Pres-Eloksal  
Black-White-Grey-Press-Anodized


160 kg için 2 adet kullanılmalıdır. / Should be used 2 for 160 kg.  
EN 1935



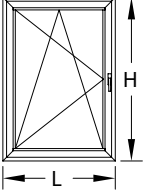

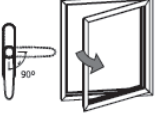
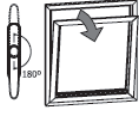



Ölçek/Scale: 1/3

ÇİFT EKSEN MEKANİZMALARI / TILT & TURN MECHANISMS

01					<p>GIESSE FUTURA ÇİFT AÇILIM SETİ 80 kg GIESSE FUTURA TILT &amp; TURN MECHANISM 80 kg</p> <p>Renk / Colour: Siyah-Beyaz-Gri Black-White-Grey</p>
02					
03	KANAT GENİŞLİĞİ SASH WIDTH	KANAT YÜKSEKLİĞİ SASH HEIGHT	KANAT AĞIRLIĞI SASH WEIGHT	GIESSE ÇİFT AÇILIM SETİ GIESSE TILT & TURN MECHANISM	ÇİFT AÇILIM SETİ TILT & TURN MECHANISM
04					Çift Açılım Seti Tip 1 Tilt & Turn Mechanism
05					Çift Açılım Seti Tip 1 + Arka Kilitleme Tilt & Turn Mechanism Style 1 + Additional Tilt & Turn (Back)
06					Çift Açılım Seti Tip 2 Tilt & Turn Mechanism Style 2
07					Çift Açılım Seti Tip 2 + Arka Kilitleme Tilt & Turn Mechanism Style 2+ Additional Tilt & Turn (Back)
08					Çift Açılım Seti Tip 2 + Alt Kilitleme + İlave Makas Tilt & Turn Mechanism Style 2 + Additional Tilt & Turn (Down) + Additional Arm
09					Çift Açılım Seti Tip 2 + Alt Kilitleme + Arka Kilitleme + İlave Makas Tilt & Turn Mechanism Style 2 + Additional Tilt & Turn (Down) + Additional Tilt & Turn (Back) + Additional Arm

01					<p>GIESSE GİZLİ MENTEŞE ÇİFT AÇILIM SETİ 100 kg GIESSE HIDDEN HINGE TILT &amp; TURN MECHANISM 100 kg</p> <p>Renk / Colour: Siyah-Beyaz-Gri Black-White-Grey</p>
02					
03	KANAT GENİŞLİĞİ SASH WIDTH	KANAT YÜKSEKLİĞİ SASH HEIGHT	KANAT AĞIRLIĞI SASH WEIGHT	GIESSE ÇİFT AÇILIM SETİ GIESSE TILT & TURN MECHANISM	GIESSE GİZLİ MENTEŞE ÇİFT AÇILIM SETİ GIESSE HIDDEN HINGE TILT & TURN MECHANISM
04					Gizli Menteşe Çift Açılım Seti Sağ Hidden Hinge Tilt & Turn Mechanism Right
05					Gizli Menteşe Çift Açılım Seti Sol Hidden Hinge Tilt & Turn Mechanism Left
06					Gizli Menteşe Çift Açılım Seti Sağ + İlave Kilit Hidden Hinge Tilt & Turn Mechanism Right + Additional Locking
07					Gizli Menteşe Çift Açılım Seti Sol + İlave Kilit Hidden Hinge Tilt & Turn Mechanism Left + Additional Locking
08					Gizli Menteşe Çift Açılım Seti Sağ + İlave Kilit Hidden Hinge Tilt & Turn Mechanism Right + Additional Locking
09					Gizli Menteşe Çift Açılım Seti Sol + İlave Kilit Hidden Hinge Tilt & Turn Mechanism Left + Additional Locking
10					Gizli Menteşe Çift Açılım Seti Sağ + İlave Kilit (2 Adet) Hidden Hinge Tilt & Turn Mechanism Right + Additional Locking (2 Unit)
11					Gizli Menteşe Çift Açılım Seti Sol + İlave Kilit (2 Adet) Hidden Hinge Tilt & Turn Mechanism Left + Additional Locking (2 Unit)
12					

ÇİFT EKSEN MEKANİZMALARI / TILT & TURN MECHANISM

	<p>RESCARA ÇİFT AÇILIM SETİ 130 kg RESCARA TILT &amp; TURN MECHANISM 130 kg</p> <p>Renk / Colour: Siyah-Beyaz-Gri Black-White-Grey</p>					
						
<p>KANAT GENİŞLİĞİ SASH WIDTH L (mt)</p>	<p>KANAT YÜKSEKLİĞİ SASH HEIGHT H (mt)</p>	<p>KANAT AĞIRLIĞI SASH WEIGHT KG</p>	<p>MEKANİZMA MECHANISM</p>	<p>MAKAS ARM</p>	<p>İLAVE KİLİTLEME ADDITIONAL LOCKING</p>	<p>İLAVE MAKAS ADDITIONAL ARM</p>

01

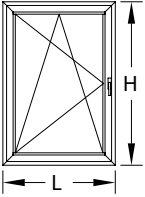

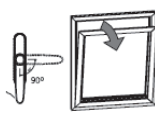
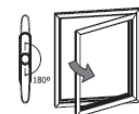



02

03

04

05

06

	<p>RESCARA AKILLI ÇİFT AÇILIM SETİ 130 kg RESCARA TBT TILT &amp; TURN MECHANISM 130 kg</p> <p>Renk / Colour: Siyah-Beyaz-Gri Black-White-Grey</p> <p>KOL ANAHTARLIDIR / HANDLE WITH KEYLOCK</p>					
						
<p>KANAT GENİŞLİĞİ SASH WIDTH L (mt)</p>	<p>KANAT YÜKSEKLİĞİ SASH HEIGHT H (mt)</p>	<p>KANAT AĞIRLIĞI SASH WEIGHT KG</p>	<p>MEKANİZMA MECHANISM</p>	<p>MAKAS ARM</p>	<p>İLAVE KİLİTLEME ADDITIONAL LOCKING</p>	<p>İLAVE MAKAS ADDITIONAL ARM</p>

07

08

09

10

11

12

PVC KANAL İÇİN AÇILIM SETLERİ / OPENING SETS FOR PVC CHANNEL

01



07.05.41

RESCARA AKUSTİK PENCERE KOLU  
RESCARA ACOUSTIC HANDLE

Renk / Colour: Siyah-Beyaz-Gri  
Black-White-Grey

02



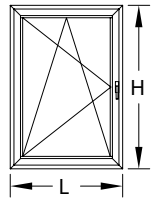
07.05.42

RESCARA AKUSTİK PENCERE KOLU  
RESCARA ACOUSTIC HANDLE

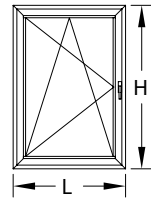
Renk / Colour: Siyah-Beyaz-Gri  
Black-White-Grey

03

04



PVC KANALLI ÇİFT AÇILIM SETİ 80 kg  
TILT & TURN MECHANISM FOR PVC CHANNEL 80 kg  
Renk / Colour: Siyah-Beyaz-Gri  
Black-White-Silvery



PVC KANALLI TEK AÇILIM SETİ 80 kg  
SIDE HUNG OPENING SET FOR PVC CHANNEL 80 kg  
Renk / Colour: Siyah-Beyaz-Gri  
Black-White-Silver



05

06

07

08

09

10

11

12

KANAT GENİŞLİĞİ SASH WIDTH L (m)	KANAT YÜKSEKLİĞİ SASH HEIGHT H (m)	KANAT AĞIRLIĞI SASH WEIGHT KG	SAĞ RIGHT	SOL LEFT	KANAT GENİŞLİĞİ SASH WIDTH L (m)	KANAT AĞIRLIĞI SASH WEIGHT KG	SAĞ RIGHT	SOL LEFT
501-750 mm	951-1450 mm	80 kg	07.30.01	07.30.02	501-600 mm	80 kg	07.27.01	07.27.02
501-750 mm	1451-1950 mm	80 kg	07.30.05	07.30.06	601-800 mm	80 kg	07.27.03	07.27.04
501-750 mm	1951-2450 mm	80 kg	07.30.07	07.30.08	801-900 mm	80 kg	07.27.05	07.27.06
751-1000 mm	951-1450 mm	80 kg	07.30.09	07.30.10	901-1000 mm	80 kg	07.27.07	07.27.08
751-1000 mm	1451-1950 mm	80 kg	07.30.13	07.30.14	1001-1100 mm	80 kg	07.27.09	07.27.10
751-1000 mm	1951-2450 mm	80 kg	07.30.15	07.30.16	1101-1200 mm	80 kg	07.27.11	07.27.12
1001-1200 mm	951-1450 mm	80 kg	07.30.17	07.30.18	1201-1300 mm	80 kg	07.27.13	07.27.14
1001-1200 mm	1451-1950 mm	80 kg	07.30.21	07.30.22	1301-1400 mm	80 kg	07.27.15	07.27.16
1001-1200 mm	1951-2450 mm	80 kg	07.30.23	07.30.24	1401-1600 mm	80 kg	07.27.17	07.27.18
1201-1450 mm	951-1450 mm	80 kg	07.30.25	07.30.26	1601-1800 mm	80 kg	07.27.19	07.27.20
1201-1450 mm	1451-1950 mm	80 kg	07.30.29	07.30.30	1801-2000 mm	80 kg	07.27.21	07.27.22
1201-1450 mm	1951-2450 mm	80 kg	07.30.31	07.30.32	2000-2200 mm	80 kg	07.27.23	07.27.24
1451-1600 mm	951-1450 mm	80 kg	07.30.33	07.30.34				
1451-1600 mm	1451-1950 mm	80 kg	07.30.37	07.30.38				
1451-1600 mm	1951-2450 mm	80 kg	07.30.39	07.30.40				

\* KOL SETE DAHİL DEĞİLDİR. KOL SEÇENEKLERİ; 07.05.07 - 07.05.42  
HANDLE IS NOT INCLUDED IN THE SET. HANDLE OPTIONS: 07.05.07 - 07.05.42

\*\*PVC KANALLI TEK AÇILIM SETİ İÇİN KANAT GENİŞLİĞİ 600MM OLMALIDIR.


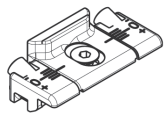



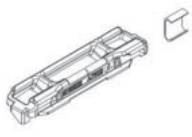





DAHA BÜYÜK ÖLÇÜLER İÇİN TEKNİK OFİS İLE İRTİBAK EDİLMELİDİR.

PERIMETRIC GROOVE (16MM) SIDE HUNG OPENING KIT FOR 600MM. FOR L>1000MM PLEASE CONTACT TECHNICAL OFFICE.

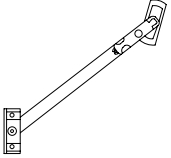
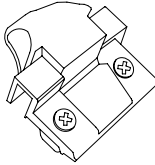




## PENCERE KOLLARI / WINDOW HANDLES

<p><b>07.05.25</b> GIESSE İSPANYOLET KOL (ÇİFT DİLLİ) GIESSE HANDLE FOR WINDOWS (DOUBLE RAIL) Renk / Colour: Siyah-Beyaz-Gri Black-White-Grey</p> <p>UNICBI EN ISO / IEC 17050</p>	<p><b>07.05.33</b> GIESSE ANAHTARLI İSPANYOLET KOL (ÇİFT DİLLİ) GIESSE KEY HANDLE FOR WINDOWS (DOUBLE RAIL) Renk / Colour: Siyah-Beyaz-Gri Black-White-Grey</p>	01
<p><b>07.25.01</b> GIESSE TIJ BAĞLANTI PARÇASI GIESSE CONNECTION ROD Renk / Colour: Siyah / Black Malzeme /Material: Polyamid - Polyamide</p> <p>07.05.25, 07.05.33 ve 07.05.34 Kol için / For Handle 07.05.25, 07.05.33 and 07.05.34</p>	<p><b>07.05.34</b> GIESSE SÖKÜLEBİLİR KOL GÖVDESİ (ÇİFT DİLLİ) GIESSE REMOVABLE HANDLE BODY (DOUBLE RAIL) Renk / Colour: Siyah-Beyaz-Gri Black-White-Grey</p>	02
<p><b>07.05.29</b> RESCARA GLOBAL ANAHTARLI PENCERE KOLU (TEK DİLLİ) RESCARA GLOBAL KEY HANDLE FOR WINDOWS (SINGLE RAIL) Renk / Colour: Siyah-Beyaz-Gri Black-White-Grey</p> <p>EN 1670</p>	<p><b>07.05.35</b> GIESSE SÖKÜLEBİLİR KOL GIESSE REMOVABLE HANDLE BODY (SINGLE RAIL) Renk / Colour: Siyah Black</p>	03
<p><b>07.13.07</b> RESCARA KOL BAĞLANTI PARÇASI RESCARA CONNECTION PART FOR HANDLE Malzeme /Material: Zamak Zamak</p> <p>07.05.28, 07.05.29 Kol için / For Handle 07.05.28, 07.05.29</p>	<p><b>07.05.30</b> RESCARA GLOBAL SÖKÜLEBİLİR KOL GÖVDESİ RESCARA GLOBAL REMOVABLE HANDLE BODY (DOUBLE RAIL) Renk / Colour: Siyah-Beyaz-Gri Black-White-Grey</p> <p>EN 1670</p>	04
<p><b>07.05.28</b> RESCARA GLOBAL PENCERE KOLU (TEK DİLLİ) RESCARA GLOBAL HANDLE FOR WINDOWS (SINGLE RAIL) Renk / Colour: Siyah-Beyaz-Gri Black-White-Grey</p> <p>EN 1670</p>	<p><b>07.05.31</b> RESCARA SÖKÜLEBİLİR KOL RESCARA REMOVABLE HANDLE BODY (SINGLE RAIL) Renk / Colour: Siyah Black</p> <p>EN 1670</p>	05
<p><b>07.05.32</b> RESCARA GLOBAL PENCERE KOLU (ÇİFT DİLLİ) RESCARA GLOBAL HANDLE FOR WINDOWS (DOUBLE RAIL) Renk / Colour: Siyah-Beyaz-Gri Black-White-Grey</p> <p>EN 1670, 13126-8</p>	<p><b>07.13.08</b> RESCARA KOL BAĞLANTI PARÇASI RESCARA CONNECTION PART FOR HANDLE Renk / Colour: Siyah / Black Malzeme /Material: PVC</p> <p>07.05.30, 07.05.32 Kol için / For Handle 07.05.30, 07.05.32</p>	06
		07
		08
		09
		10
		11
		12

## İSPANYOLET KİLİTLEME PARÇALARI / LOCKING KITS

01	 <p><b>07.13.03</b> PİM LOCK PIN Malzeme /Material: Zamak Zamak</p>	 <p><b>07.13.06</b> GIESSE PİM GIESSE ADJUSTABLE LOCKING PAWL Malzeme /Material: Zamak Zamak</p>
02		
03		
04	 <p><b>07.09.07</b> GIESSE AYARLI PİM KARŞILIĞI GIESSE ADJUSTABLE SINGLE STRIKER Malzeme /Material: Zamak Zamak</p>	 <p><b>07.09.08</b> GIESSE ARKA KİLİTLEME GIESSE BURGLAR BOLT Malzeme /Material: Zamak Zamak</p>
05		
06	 <p><b>18.07.01</b> GIESSE SÜRGÜ SETİ GIESSE BOLT FOR LEAF Malzeme /Material: Zamak ve Polyamid Zamak and Polyamide</p>	 <p><b>07.09.11</b> RESCARA SABİT KARŞILIK RESCARA FIXED STRIKER Malzeme /Material: Zamak Zamak</p>
07	<p>Pasif kanat için / For secondary sash</p>	
08	 <p><b>18.06.01</b> GIESSE KARŞILIK GIESSE STRIKER Malzeme /Material: Paslanmaz çelik ve zamak Stainless steel and zamak</p>	 <p><b>07.09.12</b> RESCARA AYARLI KARŞILIK RESCARA ADJUSTABLE STRIKER Malzeme /Material: Zamak Zamak</p>
09		
10	 <p><b>07.09.13</b> RESCARA ARKA KİLİTLEME RESCARA BURGLAR BOLT Malzeme /Material: Zamak Zamak</p>	 <p><b>07.21.02</b> GIESSE KÖŞE DÖNME GIESSE CORNER DRIVE Malzeme /Material: Zamak Zamak</p>
11		
12	 <p><b>07.21.03</b> RESCARA KÖŞE DÖNME RESCARA CORNER DRIVE Malzeme /Material: Zamak Zamak</p>	 <p><b>07.06.78</b> RESCARA MICROVENTİLASYON RESCARA MICROVENTILATION Malzeme /Material: Zamak Zamak</p>



 <p><b>07.07.02</b> VASİSTAS MAKAS ARM FOR BOTTOM-HUNG WINDOWS Renk / Colour: Siyah-Beyaz-Gri Black-White-Grey</p>	 <p><b>07.08.01</b> RESCARA VASİSTAS MANDAL RESCARA DEVICE FOR CLOSING BOTTOM-HUNG WINDOWS Renk / Colour: Siyah-Beyaz-Gri Black-White-Grey</p>
 <p><b>07.07.08</b> SINIRLAYICI MAKAS LIMITER Malzeme /Material: Gümüş / Paslanmaz Çelik Silver / Stainless Steel</p>	 <p><b>07.07.09</b> GIESSE VASİSTAS MAKAS GIESSE ARM FOR BOTTOM-HUNG WINDOWS Renk / Colour: Siyah-Beyaz-Gri Black-White-Grey</p>
 <p><b>07.07.11</b> GIESSE VASİSTAS PENCERE SETİ GIESSE BOTTOM HUNG WINDOW SET Kol ve menteşe sete dahil değildir. Handle and hinge is not included in the set.</p>	 <p><b>11.02.34</b> RESCARA KANAT DESTEK TAKOZU RESCARA VENT SUPPORT PIECE Renk / Colour: Siyah / Black Malzeme /Material: PVC</p>

01

02

03

04

05

06

07

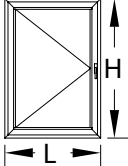







08

09

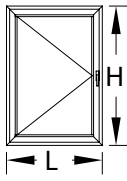







10

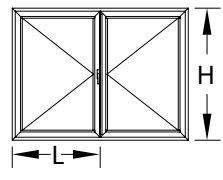





11

12

ÇİFT DİLLİ KOL VE KİLİTLEME SETİ SEÇİM TABLOSU DOUBLE RAILED HANDLE AND LOCKING KIT TABLE			TEMEL SET MAIN SET		İLAVE ÜRÜNLER ADDITIONAL PRODUCTS	
KOD CODE	AÇIKLAMA DESCRIPTION	ÜRÜN RESMİ PRODUCT IMAGE	H<1200mm L<1000mm	1200mm < H < 2700 mm	1000mm < L < 1400mm	
07.05.25	GIESSE ÇİFT DİLLİ KOL GIESSE DOUBLE RAIL HANDLE		1			
07.25.01	GIESSE KOL BAĞLANTISI GIESSE ROD CONNECTION PIECES		1			
07.13.06	GIESSE AYARLI PİM GIESSE ADJUSTABLE LOCKING PAWL		2	2	2	
07.09.11	RESCARA SABİT KARŞILIK RESCARA FIXED STRIKER		2	2	2	
07.09.07	GIESSE AYARLI PİM KARŞILIĞI GIESSE ADJUSTABLE SINGLE STRIKER				2	
07.21.02	GIESSE KÖŞE DÖNME GIESSE CORNER DRIVE				2	
11.02.34	RESCARA KANAT DESTEK TAKOZU RESCARA VENT SUPPORT PIECE		1			

\*\*\* Giesse kol ve kilitleme aksesuarları 25 I 07 tij profili ile kullanılmalıdır.  
Giesse handle and locking accessories should be used with 25 I 07 rod profile.

01		TEK DİLLİ KOL VE KİLİTLEME SETİ SEÇİM TABLOSU SINGLE RAILED HANDLE AND LOCKING KIT TABLE		02	
					
		ÜRÜN RESMİ PRODUCT IMAGE		TEMEL SET MAIN SET	
KOD CODE		AÇIKLAMA DESCRIPTION		İLAVE ÜRÜNLER ADDITIONAL PRODUCTS	
				H<1200mm L<1000mm 1200mm < H < 2700 mm 1000mm < L < 1400 mm	
03	07.05.28 07.05.29	RESCARA TEK DİLLİ KOL RESCARA SINGLE RAIL HANDLE		1	
04	07.13.07	RESCARA KOL BAĞLANTI PARÇASI RESCARA CONNECTION PART FOR HANDLE		1	
05	07.13.06	GIESSE AYARLI PİM GIESSE ADJUSTABLE LOCKING PAWL		2	2
06	07.09.11	RESCARA SABİT KARŞILIK RESCARA FIXED STRIKER		2	2
06	07.09.12	RESCARA AYARLI KARŞILIK RESCARA ADJUSTABLE STRIKER			2
07	07.21.03	RESCARA KÖŞE DÖNME RESCARA CORNER DRIVE			2
	11.02.34	RESCARA KANAT DESTEK TAKOZU RESCARA VENT SUPPORT PIECE		1	

08		ÇİFT/TEK AÇILIM PASİF KANAT AKSESUAR SEÇİM TABLOSU SECONDARY SASH LOCKING KIT TABLE		09	
					
		ÜRÜN RESMİ PRODUCT IMAGE		TEMEL SET MAIN SET	
KOD CODE		AÇIKLAMA DESCRIPTION		İLAVE ÜRÜNLER ADDITIONAL PRODUCTS	
				H<1200mm L<1000mm 1200mm < H < 2700 mm 1000mm < L < 1400 mm	
10	18.07.01	GIESSE SÜRGÜ SETİ GIESSE BOLT FOR LEAF		1	
11	18.06.01	GIESSE KARŞILIK GIESSE STRIKER		2	
12	07.21.02	GIESSE KÖŞE DÖNME PARÇASI GIESSE CORNER DRIVE			2
	07.09.07	GIESSE AYARLI PİM KARŞILIĞI GIESSE ADJUSTABLE SINGLE STRIKER			2
	07.09.08	GIESSE ARKA KİLİTLEME GIESSE BURGLAR BOLT		1	

\*\*\* Giesse kol ve kilitleme aksesuarları 25 I 07 tij profili ile kullanılmalıdır.  
Giesse handle and locking accessories should be used with 25 I 07 rod profile.

AKSESUARLAR / KAPI KOL VE KİLİTLERİ  
ACCESSORIES / DOOR HANDLE & LOCKS KITS

KAPI KOLLARI / DOOR HANDLES



**07.14.06**

GIESSE KAPI KOLU  
GIESSE DOOR HANDLE

Renk / Colour: Siyah-Beyaz-Gri  
Black-White-Grey



**07.14.07**

RESCARA GLOBAL KAPI KOLU  
RESCARA GLOBAL DOOR HANDLE

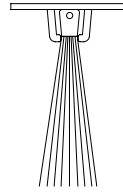
Renk / Colour: Siyah-Beyaz-Gri  
Black-White-Grey



**07.14.08**

RESCARA MULETA KAPI KOLU  
RESCARA GLOBAL DOOR HANDLE

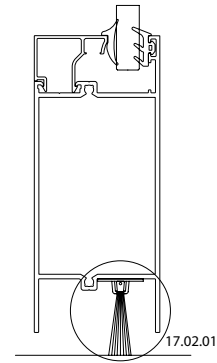
Renk / Colour: Siyah-Beyaz-Gri  
Black-White-Grey



**17.02.01**

KAPI ALTI FIRÇASI  
BRUSH FOR DOORS

Malzeme / Material: Polipropilen  
Polypropylene



Ölçek/Scale: 1/3

01

02

03

04

05

06

07

08

09

10

11

12

## KAPI KOLLARI / DOOR HANDLES

01



**07.17.19**

AKBANK KAPI KOLU  
DOOR HANDLE

Renk / Colour: Siyah-Beyaz-Gri-Eloksal  
Black-White-Grey-Anodized

Ölçüler / Dimensions: H:200 cm

02

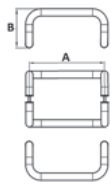


**07.13.10**

AKBANK KOL APARATI  
DOOR HANDLE

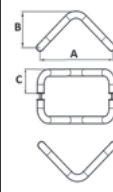
Renk / Colour: Siyah-Beyaz-Gri-Eloksal  
Black-White-Grey-Anodized

03



KIVRIK KOL  
DOOR HANDLE

Renk / Colour: Siyah-Beyaz-Gri-Eloksal  
Black-White-Grey-Anodized



V KOL  
DOOR HANDLE

Renk / Colour: Siyah-Beyaz-Gri-Eloksal  
Black-White-Grey-Anodized

04

05

06

07

08

09

10

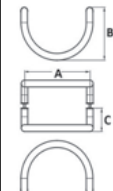
11

12



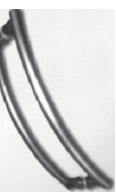
U KOL  
DOOR HANDLE

Renk / Colour: Siyah-Beyaz-Eloksal  
Black-White-Anodized



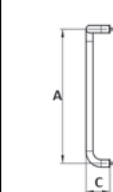
YARIM AY KOL  
DOOR HANDLE

Renk / Colour: Siyah-Beyaz-Eloksal  
Black-White-Anodized



YAY KOL  
DOOR HANDLE

Renk / Colour: Siyah-Beyaz-Eloksal  
Black-White-Anodized



BASTON KOL  
DOOR HANDLE

Renk / Colour: Siyah-Beyaz-Eloksal  
Black-White-Anodized

KOD CODE	Ø (mm)	A (mm)	B (mm)
07.17.10	25	200	130
07.17.11	25	300	130
07.17.02	25	400	130
07.17.27	25	500	160

KOD CODE	Ø (mm)	A (mm)	B (mm)	C (mm)
07.17.06	25	200	130	80
07.17.29	25	250	130	80
07.17.30	25	300	130	80
07.17.31	30	400	160	100


KOD CODE	Ø (mm)	A (mm)	B (mm)
07.17.08	25	200	80
07.17.35	25	300	80
07.17.36	30	400	100

KOD CODE	Ø (mm)	A (mm)	B (mm)	C (mm)
07.17.32	25	200	130	80
07.17.20	25	300	130	80
07.17.33	30	350	160	100

KOD CODE	Ø (mm)	A (mm)	B (mm)
07.17.37	80	400	350
07.17.22	80	500	450
07.17.38	80	600	550
07.17.39	80	700	650
07.17.40	80	800	750

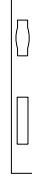
KOD CODE	Ø (mm)	A (mm)	B (mm)	C (mm)
07.17.23	25	900	180	80
07.17.34	25	1000	180	80

## KAPI KİLİTLERİ / DOOR LOCKS




**18.01.09**

MAKARALI KİLİT  
MORTISE LOCK (WITH ROLLER)



**18.02.24**

MAKARALI KİLİT KARŞILIĞI  
STRIKER FOR ROLLER LOCK



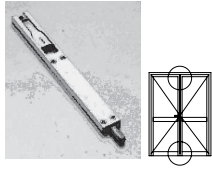
**18.01.08**

DİLLİ KİLİT  
MORTISE LOCK



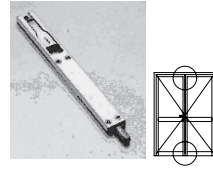
**18.02.25**

DİLLİ KİLİT KARŞILIĞI  
STRIKER FOR MORTISE LOCK



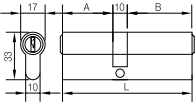
**18.03.01**

KAPI SÜRGÜSÜ (UZUN)  
BOLT FOR DOORS (LONG)



**18.03.06**

KAPI SÜRGÜSÜ (KISA)  
BOLT FOR DOORS (SHORT)



**18.04.18**

BAREL  
CYLINDER

A	B	L
26	50	86

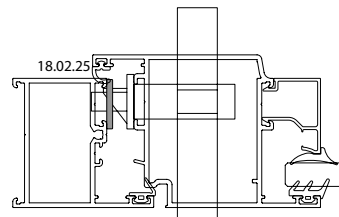
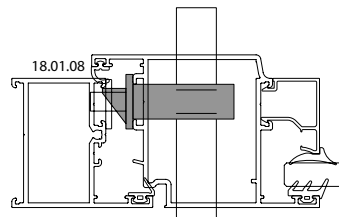
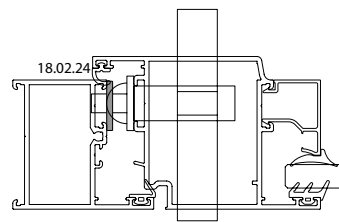
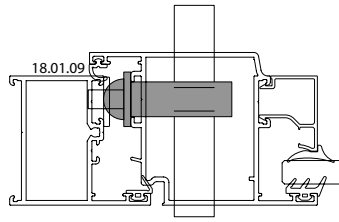
Malzeme /Material: Krom-Nikel  
Chrome-Nickel



**18.05.02**

BAREL AYNASI  
CYLINDER COVER

Renk / Colour: Siyah-Beyaz-Gri  
Black-White-Grey



Ölçek/Scale: 1/3

01

02

03

04

05

06

07

08

09

10

11

12