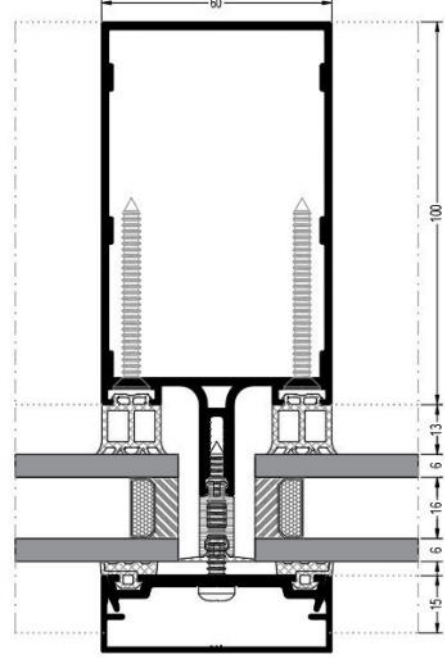


MİMARİ KATALOG ARCHITECTURAL CATALOGUE

Alüminyum Kapı Pencere ve Giydirme Cephe Sistemleri
Aluminium Window Doors and Facade Systems



REF 60



TEKNİK ÖZELLİKLERİ / TECHNICAL PROPERTIES

PROFİL GENİŞLİĞİ / PROFILE WIDTH	60mm
DİKME DERİNLİKLERİ / MULLION DEPTHS	80 / 100 / 120 / 140 mm
KAYIT DERİNLİKLERİ / TRANSOM DEPTHS	68 / 88 / 108 / 128 / 148 mm
PROFİL ET KALINLIĞI / PROFILE WALL THICKNESS	1,6 / 1,8 / 2mm
MİN. - MAX. CAM KALINLIĞI / MIN. - MAX. GLASS THICKNESS	20mm / 57mm
ISI BARIYERLERİ / THERMAL INSULATION BAR	14 / 24 / 34 mm

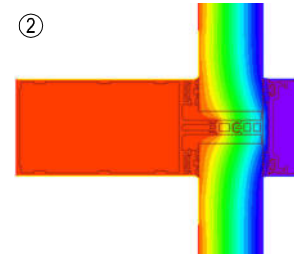
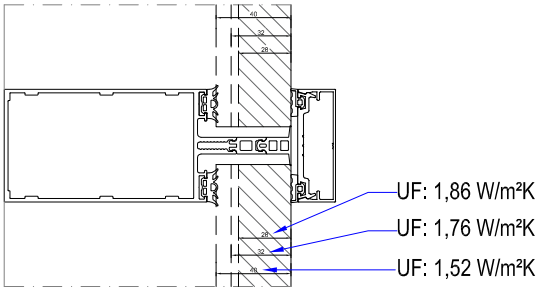
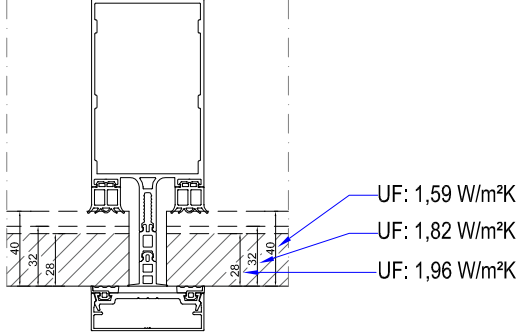
KULLANIM SEÇENEKLERİ / APPLICATION ALTERNATIVES

KAPAKLI CEPHE (REF60c) / FACADE WITH CAP (REF60c)	*
SİLİKON CEPHE (REF60s) / STRUCTURAL GLAZING (REF60s)	*
YARI KAPAKLI CEPHE (REF60ss) / SEMI STRUCTURAL GLAZING (REF60ss)	*
YÜKSEK YALITIMLI KAPAKLI CEPHE (REF60cHI) / HIGH INSULATED FACADE WITH CAP (REF60cHI)	*
YÜKSEK YALITIMLI SİLİKON CEPHE (REF60sHI) / HIGH INSULATED STRUCTURAL GLAZING (REF60sHI)	*
İÇE ÇİFT EKSEN AÇILIM KAPAKLI CEPHE (REF60TT) / TILT&TURN OPENING FACADE WITH CAP (REF60TT)	*
YATAY-YATAY TAŞIYICILI CEPHE SİSTEMİ (REF60T) / TRANSOM-TRANSOM CURTAIN WALL SYSTEM (REF60T)	*
ÇELİK TAŞIYICILI CEPHE SİSTEMİ (REF60T) / STEEL REINFORCEMENT CURTAIN WALL SYSTEM (REF60cST)	*

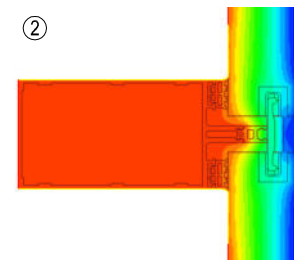
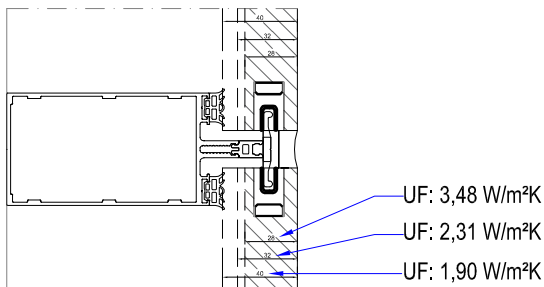
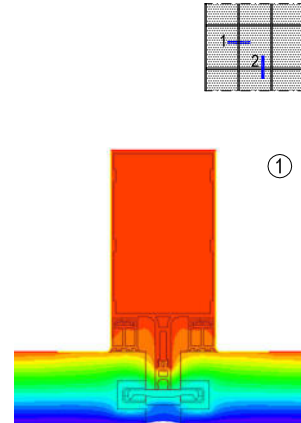
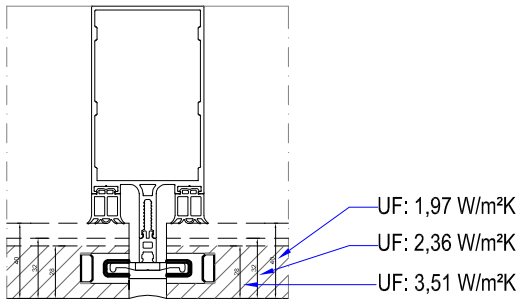
1. ALÜMİNYUM ALAŞIM / ALUMINIUM ALLOY	EN AW 6060 T66
2. MEKANİK ÖZELLİKLER / MECHANICAL PROPERTIES	EN 755-2
KOPMA AKMA MUKAVEMETİ / YIELD-FLOW STRENGTH	215 N/mm ² -60 N/ mm
UZAMA A50 / ELONGATION A50	%6 (min.)
SERTLİK / HARDNESS	70 HRB
3.ÖLÇÜ TOLERANSLARI / DIMENSIONAL TOLLERANCES	EN 12020- 2
4. ISI BARIYERİ /THERMAL INSULATION BARS	PA 66 GF 25
5.YÜZEY İŞLEMLER / SURFACE TREATMENT	
5.1 ELOKSAL / ANODIC OXIDATION	EN 17611 / QUALANOD
KALINLIK / THICKNESS OF ANODIC OXIDATION	15-20 MICRON EN ISO 2360
5.2 TOZ BOYA / POWDER COATING	QUALICOAT-SEASIDE
KALINLIK / THICKNESS OF POWDER COATING	MIN 60 MICRON
6. TÜM FİTİLLER / ALL GASKETS	EPDM / POLİPROPİLEN
<p>*SİSTEM İMALATINDA SADECE BU SİSTEM İÇİN TASARLANAN VE ÜRETİLEN ; SİSTEM KATALOĞUNDA İLAN EDİLEN FİTİLLER KULLANILMALIDIR. FARKLI FİTİL KULLANIMLARI İŞLEVSEL VE TASARIMSAL SORUNLARA SEBEP OLABİLİR.</p> <p>THE GASKETS USED DURING ASSEMBLING AND INSTALLING THE COMPONENTS SHOULD BE ONLY THE ONES CREATED FOR THIS SYSTEM AND DISPLAYED IN THIS PRODUCT CATALOGUE. THE USE OF OTHER GASKETS OR/AND BRUSHES IT MAY CAUSE FUNCTIONAL AND DESIGN PROBLEMS.</p>	
7. AKSESUARLAR / ACCESSORIES	
<p>*İMALATTA KULLANILAN TÜM AKSESUARLAR SİSTEMİN YÜKSEK PERFORMANS İLE ÇALIŞABİLMESİ İÇİN SADECE BU SİSTEME ÖZEL OLARAK TASARLANMIŞTIR. KATALOGDA İLAN EDİLENDEN FARKLI AKSESUAR KULLANIMLARI SİSTEMİN DOĞRU ÇALIŞMASINI ENGELLEYEBİLİR.</p> <p>ALL THE ACCESSORIES USED FOR THE MANUFACTURING, MOUNTING, FUNCTIONING AND INSTALLATION OF THIS SYSTEM ARE SPECIFICALLY STUDIED FOR THIS SYSTEM IN ORDER TO INSURE PERFORMANCES AND A CORRECT FUNCTIONNING OF THE MODELS. THE USE OF OTHERS ACCESSORIES DIFFERENTS FROM THE ONES DISPLAYED IN THIS CATALOGUE IT MAY EFFECT OR/AND MAKE DANGEROUS THE FUNCTIONNING OF THE COMPONENT.</p>	

ISI YALITIM DEĞERLERİ (UF) / THERMAL INSULATION VALUES (UF):

KAPAKLI CEPHE (FACADE WITH CAP)

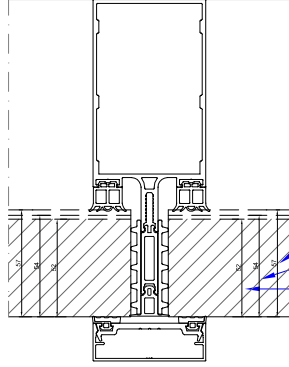
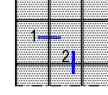


SİLİKON CEPHE (STRUCTURAL GLAZING)

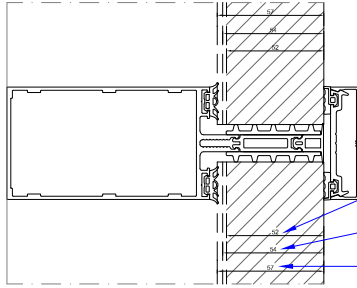
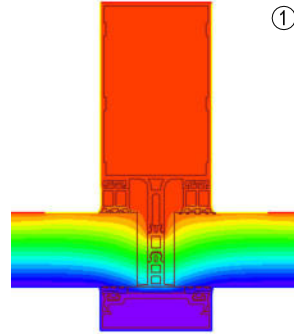


ISI YALITIM DEĞERLERİ (UF) / THERMAL INSULATION VALUES (UF):

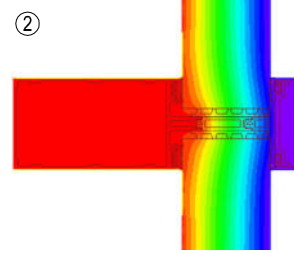
YÜKSEK YALITIMLI KAPAKLI CEPHE (HIGH INSULATED FACADE WITH CAP)



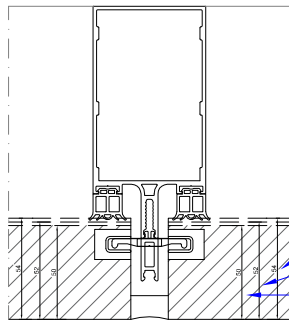
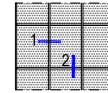
UF: 0,839 W/m²K
UF: 0,894 W/m²K
UF: 0,919 W/m²K



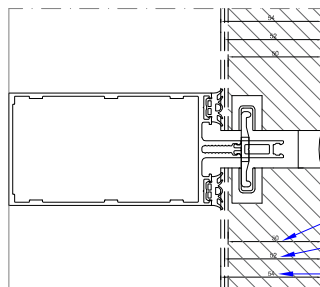
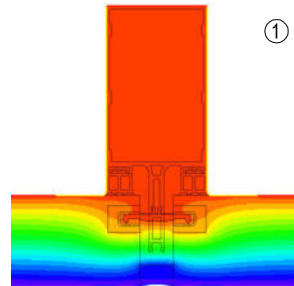
UF: 0,923 W/m²K
UF: 0,893 W/m²K
UF: 0,841 W/m²K



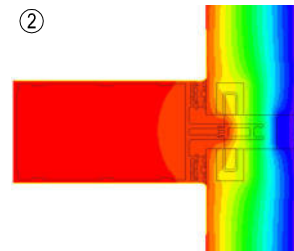
YÜKSEK YALITIMLI SİLİKON CEPHE (HIGH INSULATED STRUCTURAL GLAZING FACADE)



UF: 1,26 W/m²K
UF: 1,27 W/m²K
UF: 1,34 W/m²K

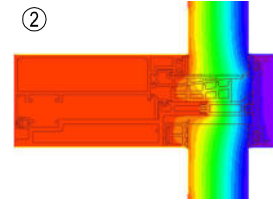
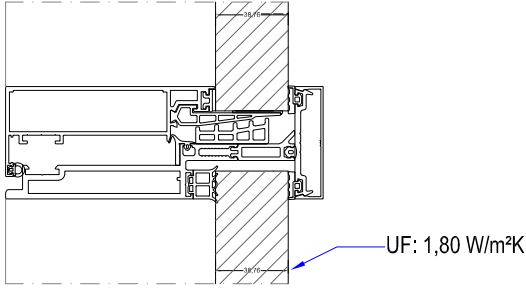
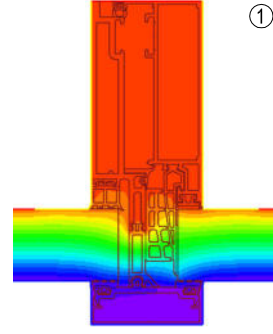
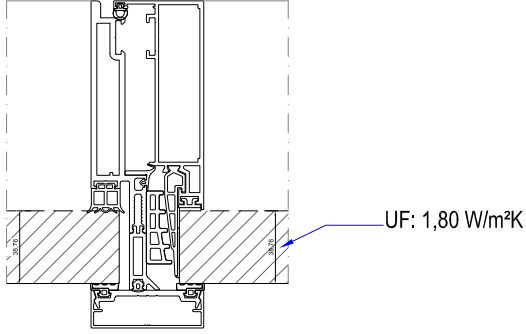
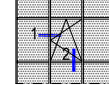


UF: 1,37 W/m²K
UF: 1,30 W/m²K
UF: 1,26 W/m²K

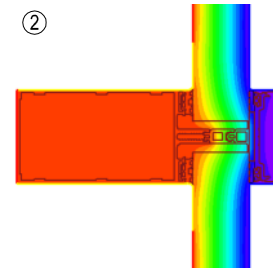
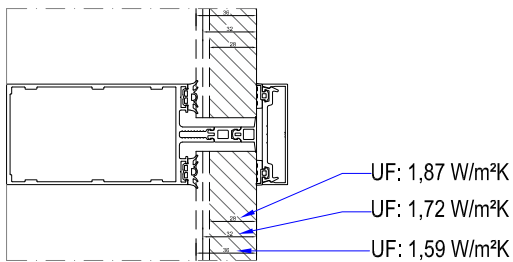
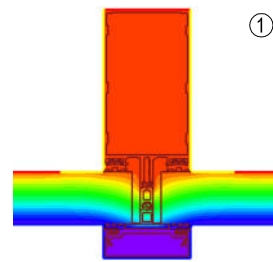
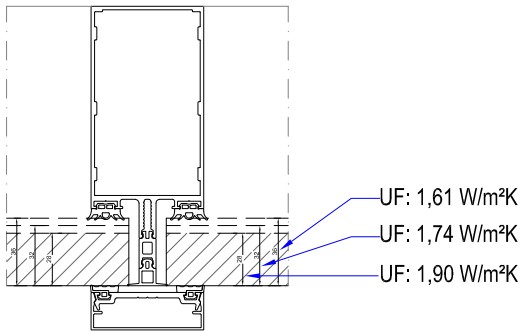
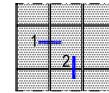


ISI YALITIM DEĞERLERİ (UF) / THERMAL INSULATION VALUES (UF):

İÇE ÇİFT EKSEN AÇILIM KAPAKLI CEPHE (TILT&TURN OPENING FACADE WITH CAP)



YATAY-YATAY TAŞIYICILI CEPHE SİSTEMİ (TRANSOM-TRANSOM CURTAIN WALL SYSTEM)


















MİMARİ KATALOG
ARCHITECTURAL CATALOGUE




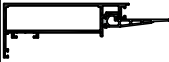


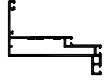

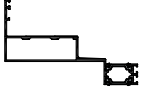
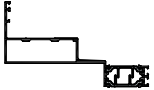
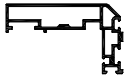




Alüminyum Kapı Pencere ve Giydirme Cephe Sistemleri
Aluminium Window Doors and Facade Systems
















REF60













PROFİLLER

PROFILES

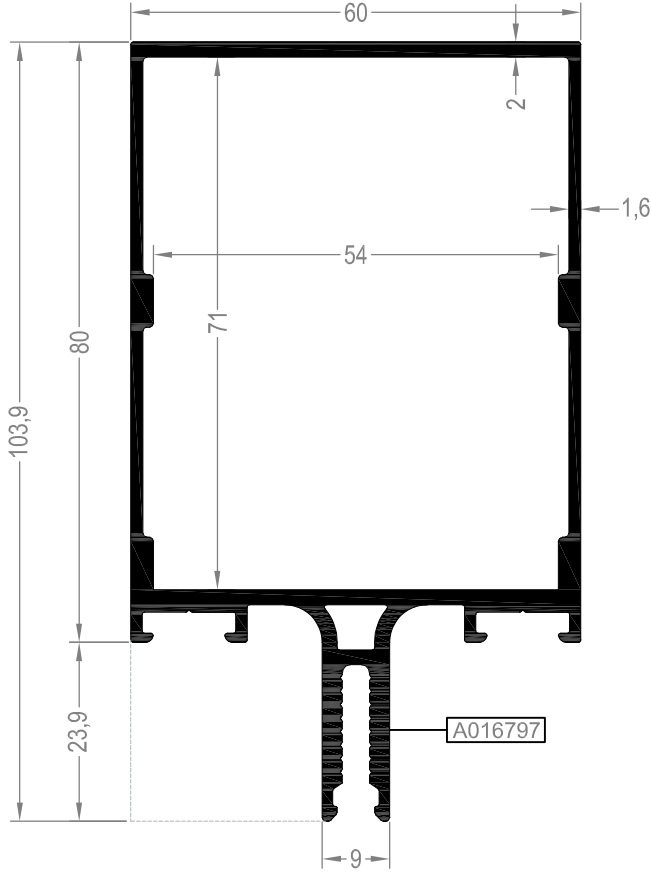
	PROFİL RESMİ DRAWING	PROFİL TANIMI PROFILE DESCRIPTION	RESCARA KODU RESCARA CODE	KALIP KODU MOLD CODE	AĞIRLIK (kg/m) WEIGHT (kg/m)	SAYFA PAGE
1		DÜŞEY PROFİL MULLION PROFILE	REF60 1001	A016797	1,936	C - 1
2		DÜŞEY PROFİL MULLION PROFILE	REF60 1002	A016798	2,238	C - 1
3		DÜŞEY PROFİL MULLION PROFILE	REF60 1003	A016799	2,433	C - 2
4		DÜŞEY PROFİL MULLION PROFILE	REF60 1004	A016620	2,938	C - 2
5		DÜŞEY PROFİL MULLION PROFILE	REF60 1006	A017886	3,793	C - 3
6		DÜŞEY PROFİL MULLION PROFILE	REF60 1007	A017887	4,368	C - 3
7		YATAY PROFİL TRANSOM PROFILE	REF60 2001	A016800	1,739	C - 4
8		YATAY PROFİL TRANSOM PROFILE	REF60 2002	A016801	1,979	C - 4
9		YATAY PROFİL TRANSOM PROFILE	REF60 2003	A016802	2,227	C - 5
10		YATAY PROFİL TRANSOM PROFILE	REF60 2004	A016803	2,441	C - 5
11		YATAY PROFİL TRANSOM PROFILE	REF60 2005	A016617	2,794	C - 6
12		YATAY PROFİL TRANSOM PROFILE	REF60 2006	A016681	0,769	C - 6
13		YATAY PROFİL TRANSOM PROFILE	REF60 2008	A017888	3,024	C - 7
14		YATAY PROFİL TRANSOM PROFILE	REF60 2009	A017889	3,385	C - 7
15		ÇELİK TAŞIYICI DÜŞEY PROFİL MULLION PROFILES WITH STEEL REINFORCEMENT	REF60 1005	----	----	C - 8






	PROFİL RESMİ DRAWING	PROFİL TANIMI PROFILE DESCRIPTION	RESCARA KODU RESCARA CODE	KALIP KODU MOLD CODE	AĞIRLIK (kg/m) WEIGHT (kg/m)	SAYFA PAGE
16		ÇELİK TAŞIYICI YATAY PROFİL TRANSOM PROFILES WITH STEEL REINFORCEMENT	REF60 2007	----	----	C - 8
17		ÇELİK TAŞIYICI KAPAK PROFİL CAP PROFILES WITH STEEL REINFORCEMENT	REF60 6006	----	----	C - 9
18		ÇELİK TAŞIYICI KAPAK PROFİL CAP PROFILES WITH STEEL REINFORCEMENT	REF60 6007	----	----	C - 9
19		KANAT PROFİLİ VENT PROFILE	AREF603001	A016881	1,962	C - 10
20		ADAPTÖR PROFİLİ ADAPTER PROFILE	REF60 5201	A016826	0,088	C - 10
21		KASA PROFİLİ FRAME PROFILE	REF60 4005	A016807	2,248	C - 10
22		KASA PROFİLİ FRAME PROFILE	REF60 4001	A016804	1,257	C - 11
23		KASA PROFİLİ FRAME PROFILE	AREF604002	A016805 A016806	1,799	C - 11
24		KASA PROFİLİ FRAME PROFILE	AREF604003	A016805 A016806	1,697	C - 12
25		KASA PROFİLİ FRAME PROFILE	AREF604004	A016805 A016806	1,697	C - 12
26		KANAT PROFİLİ VENT PROFILE	E50 V 04	A011864	1,337	C - 13
27		KANAT PROFİLİ VENT PROFILE	AE50V05*	A016453 A016454	1,423	C - 13
28		ADAPTÖR PROFİLİ ADAPTER PROFILE	R50 A 10	A011807	0,116	C - 13
29		CAM DESTEK PROFİLİ GLASS SUPPORT PROFILE	E50 S 07	A016456	0,274	C - 13
30		TIJ PROFİLİ ROD PROFILE	25 I 07	A011800	0,143	C - 13

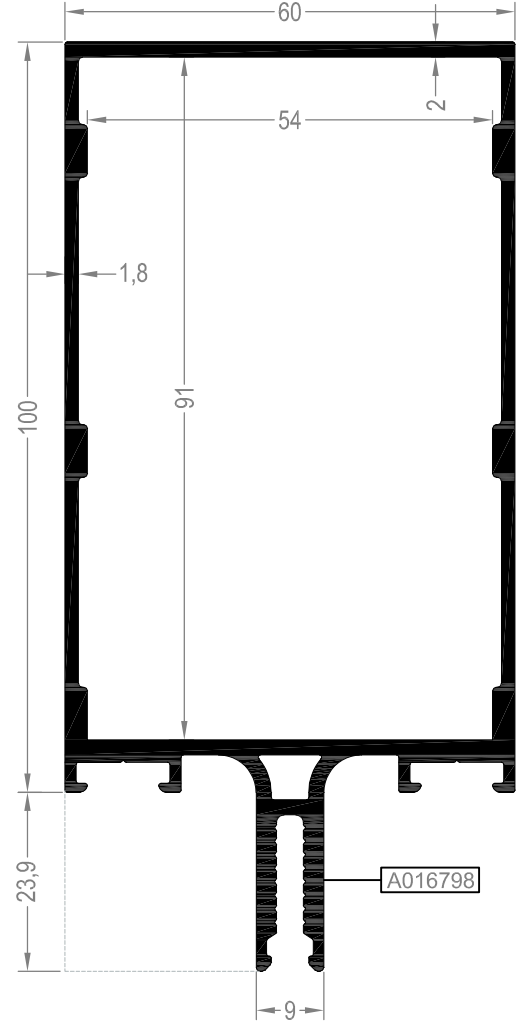
	PROFİL RESMİ DRAWING	PROFİL TANIMI PROFILE DESCRIPTION	RESCARA KODU RESCARA CODE	KALIP KODU MOLD CODE	AĞIRLIK (kg/m) WEIGHT (kg/m)	SAYFA PAGE
31		BASKI KAPAK PROFİLİ CAP PROFILE	REF60 6001	A016618	0,520	C - 14
32		BASKI KAPAK PROFİLİ CAP PROFILE	REF60 6002	A016619	0,395	C - 14
33		BASKI KAPAK PROFİLİ CAP PROFILE	REF60 6003	A016621	0,327	C - 14
34		BASKI KAPAK PROFİLİ CAP PROFILE	REF60 6004	A016809	1,284	C - 14
35		BASKI KAPAK PROFİLİ CAP PROFILE	REF60 6005	A016810	0,986	C - 14
36		CAM TAKOZU GLAZING GLEAT	REF60 5101	A016827	0,304	C - 15
37		CAM TAKOZU GLAZING GLEAT	REF60 5102	A016817	0,525	C - 15
38		CAM TAKOZU GLAZING GLEAT	REF60 5103	A016818	0,733	C - 15
39		CAM TAKOZU GLAZING GLEAT	REF60 5104	A0168179	0,484	C - 15
40		CAM TAKOZU GLAZING GLEAT	REF60 5105	A016820	0,696	C - 15
41		CAM TAKOZU GLAZING GLEAT	REF60 5106	A016624	0,369	C - 16
42		CAM TAKOZU GLAZING GLEAT	REF60 5107	A016821	0,612	C - 16
43		CAM TAKOZU GLAZING GLEAT	REF60 5108	A016822	0,409	C - 16
44		CAM TAKOZU GLAZING GLEAT	REF60 5109		0,460	C - 16
45		CAM ÇİTASI GLAZING BEAD	REF60 8001	A016814	0,308	C - 17






	PROFİL RESMİ DRAWING	PROFİL TANIMI PROFILE DESCRIPTION	RESCARA KODU RESCARA CODE	KALIP KODU MOLD CODE	AĞIRLIK (kg/m) WEIGHT (kg/m)	SAYFA PAGE
46		CAM ÇITASI GLAZING BEAD	REF60 8002	A016815	0,243	C - 17
47		CAM ÇITASI GLAZING BEAD	REF60 8003	A016625	0,137	C - 17
48		CAM ÇITASI GLAZING BEAD	REF60 8004	A016816	0,172	C - 17
49		KANAT PROFİLİ VENT PROFILE	REF60 3002		0,347	C - 17
50		KANAT PROFİLİ VENT PROFILE	REF60 3003	A016808	0,414	C - 17
51		BAĞLANTI PROFİLİ CONNECTION PROFILE	REF60 7001	A016622	4,414	C - 18
52		BAĞLANTI PROFİLİ CONNECTION PROFILE	REF60 7002	A016623	0,950	C - 18
53		BAĞLANTI PROFİLİ CONNECTION PROFILE	REF60 7003	A016811	0,431	C - 18
54		BAĞLANTI PROFİLİ CONNECTION PROFILE	REF60 7004	A016812	1,247	C - 19
55		BAĞLANTI PROFİLİ CONNECTION PROFILE	REF60 7005	A016882	1,380	C - 19
56		BAĞLANTI PROFİLİ CONNECTION PROFILE	REF60 7006	A016883	1,699	C - 19
57		BAĞLANTI PROFİLİ CONNECTION PROFILE	REF60 7007	A016813	2,111	C - 19
58						
59						
60						

DÜŞEY PROFİLLER MULLION PROFILES



REF60 1001		
	AĞIRLIK WEIGHT (kg/m)	1,936
	MALZEME MATERIAL	Alüminyum
	UZUNLUK LENGTH (m)	6
	Jx (cm ⁴)	76,714
	Jy (cm ⁴)	33,003

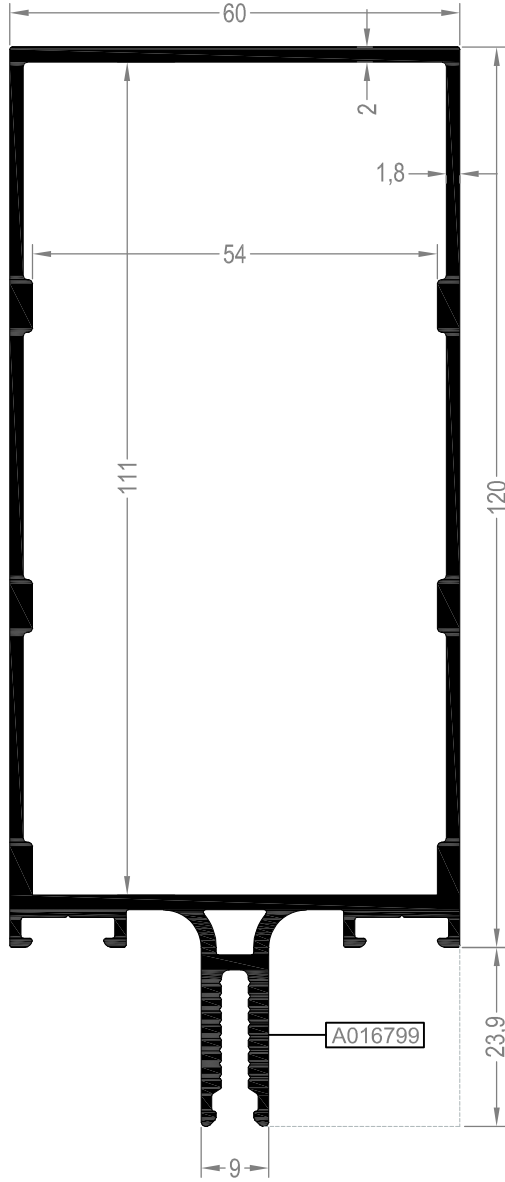


REF60 1002		
	AĞIRLIK WEIGHT (kg/m)	2,238
	MALZEME MATERIAL	Alüminyum
	UZUNLUK LENGTH (m)	6
	Jx (cm ⁴)	131,564
	Jy (cm ⁴)	42,209

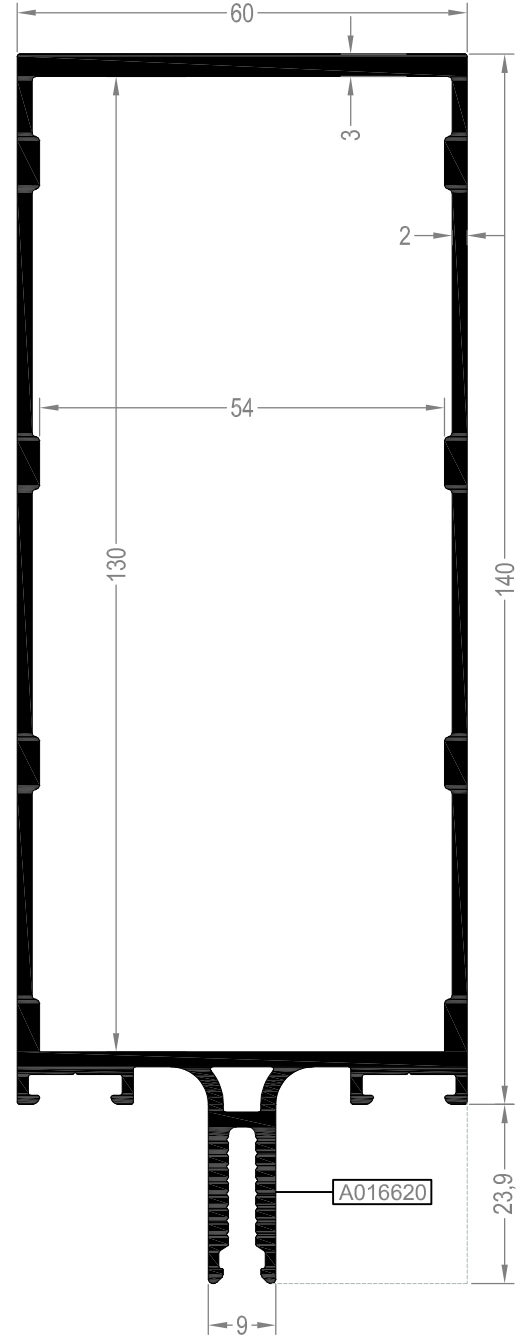
PROFİLLER PROFILES

REF60

DÜŞEY PROFİLLER
MULLION PROFILES

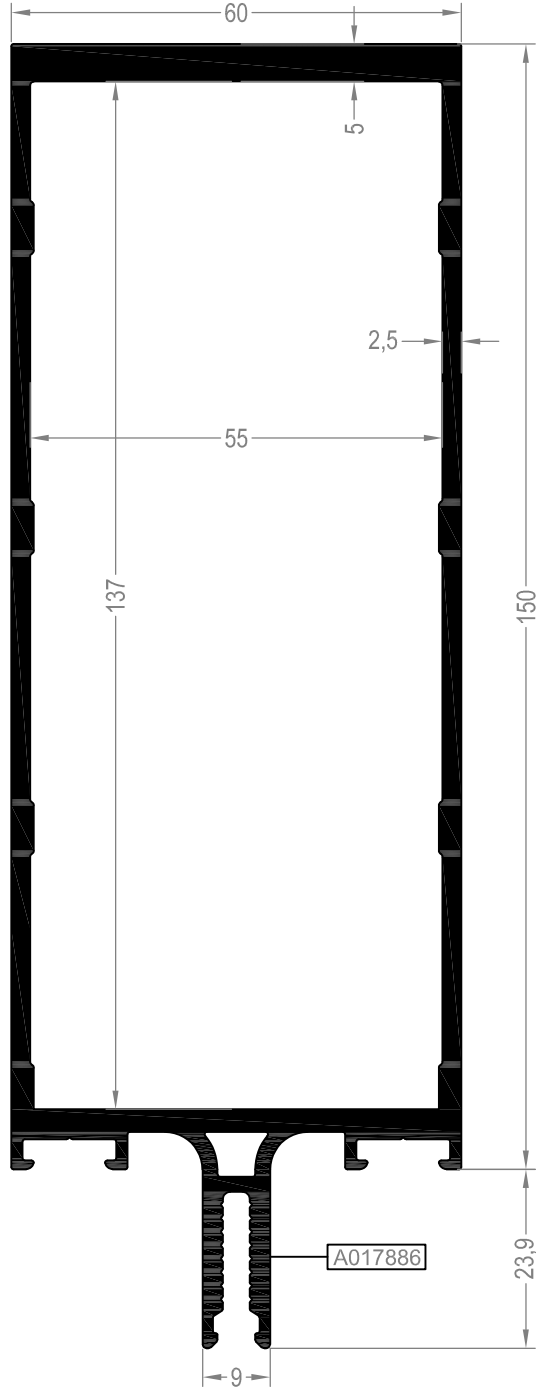


REF60 1003		
	AĞIRLIK WEIGHT (kg/m)	2,433
	MALZEME MATERIAL	Alüminyum
	UZUNLUK LENGTH (m)	6
	Jx (cm ⁴)	195,415
	Jy (cm ⁴)	48,308

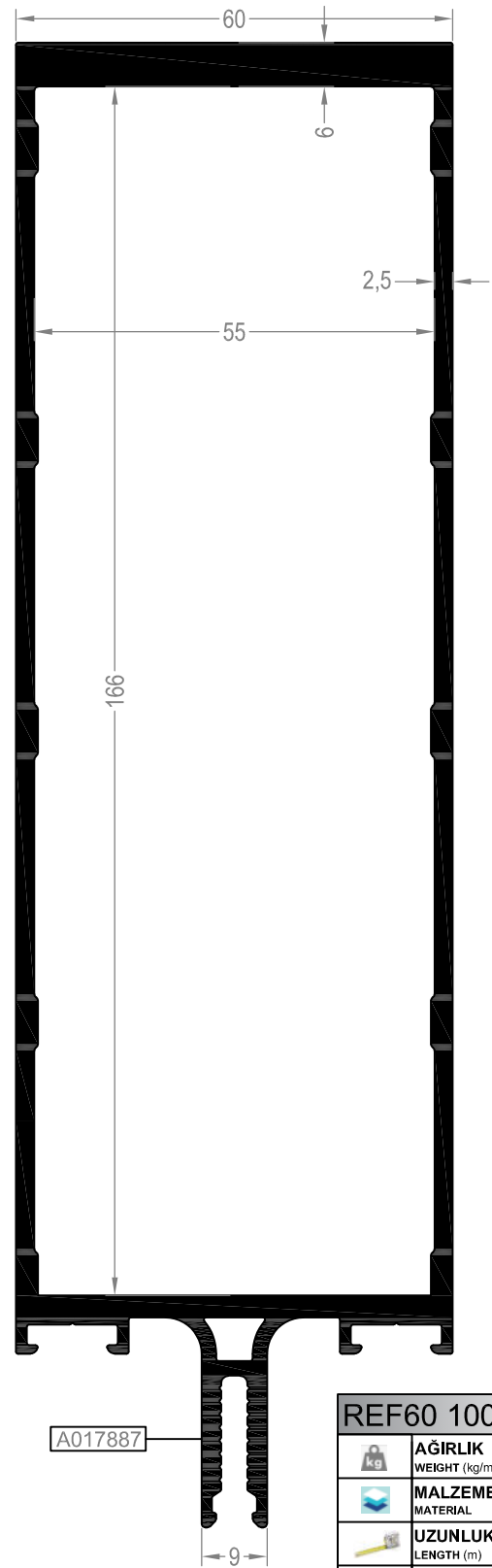


REF60 1004		
	AĞIRLIK WEIGHT (kg/m)	2,938
	MALZEME MATERIAL	Alüminyum
	UZUNLUK LENGTH (m)	6
	Jx (cm ⁴)	326,610
	Jy (cm ⁴)	60,403

DÜŞEY PROFİLLER MULLION PROFILES



REF60 1006		
	AĞIRLIK WEIGHT (kg/m)	3,793
	MALZEME MATERIAL	Alüminyum
	UZUNLUK LENGTH (m)	6
	Jx (cm ⁴)	486,109
	Jy (cm ⁴)	76,469

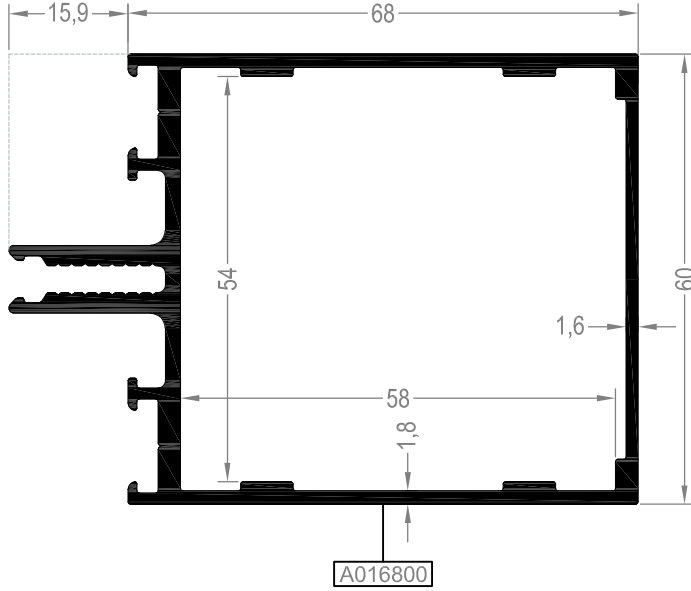






REF60 1007		
	AĞIRLIK WEIGHT (kg/m)	4,368
	MALZEME MATERIAL	Alüminyum
	UZUNLUK LENGTH (m)	6
	Jx (cm ⁴)	787,443
	Jy (cm ⁴)	90,771

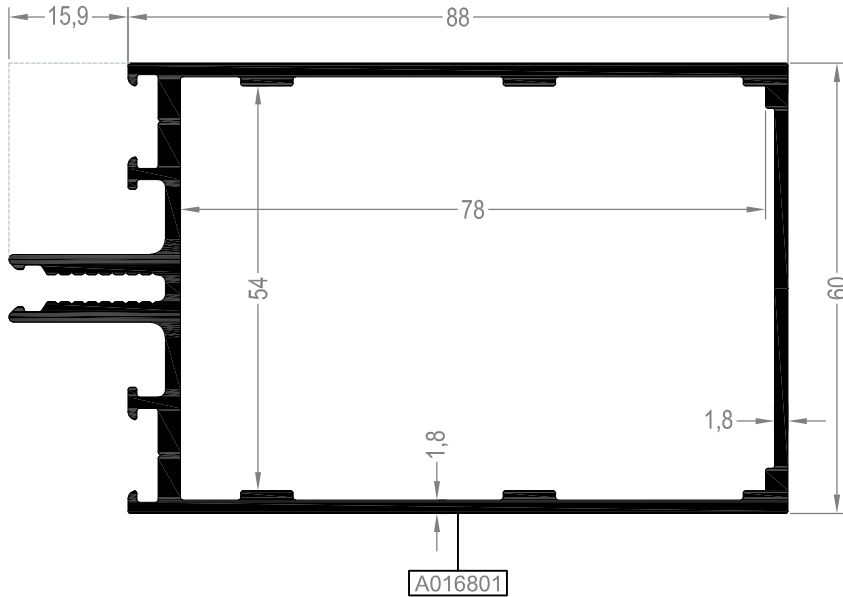
PROFİLLER PROFILES





REF60

YATAY PROFİLLER
TRANSOM PROFILES



REF60 2001		
	AĞIRLIK WEIGHT (kg/m)	1,739
	MALZEME MATERIAL	Alüminyum
	UZUNLUK LENGTH (m)	6
	Jx (cm ⁴)	46,281
	Jy (cm ⁴)	31,372

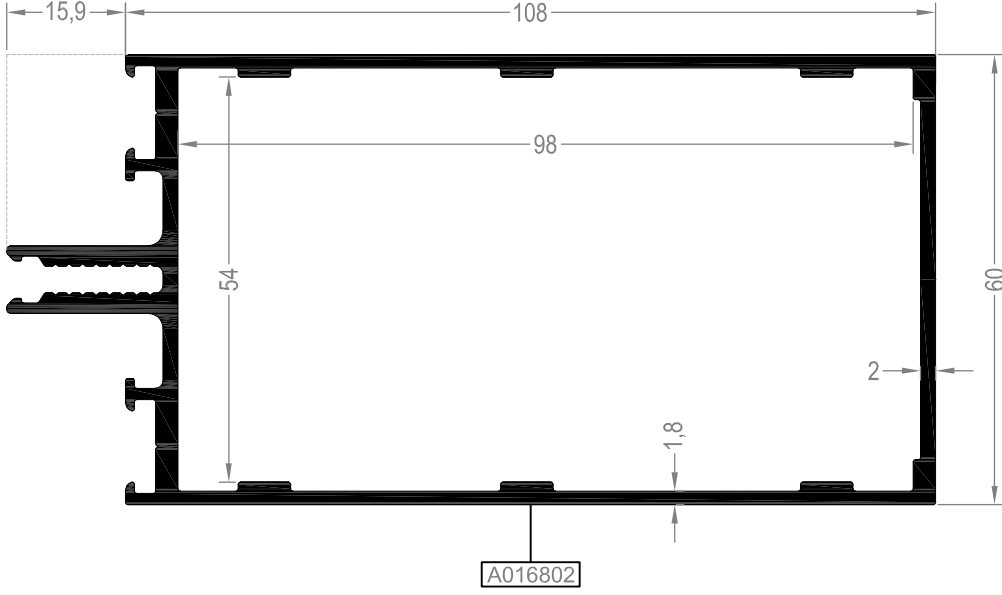







REF60 2002		
	AĞIRLIK WEIGHT (kg/m)	1,979
	MALZEME MATERIAL	Alüminyum
	UZUNLUK LENGTH (m)	6
	Jx (cm ⁴)	86,278
	Jy (cm ⁴)	38,201

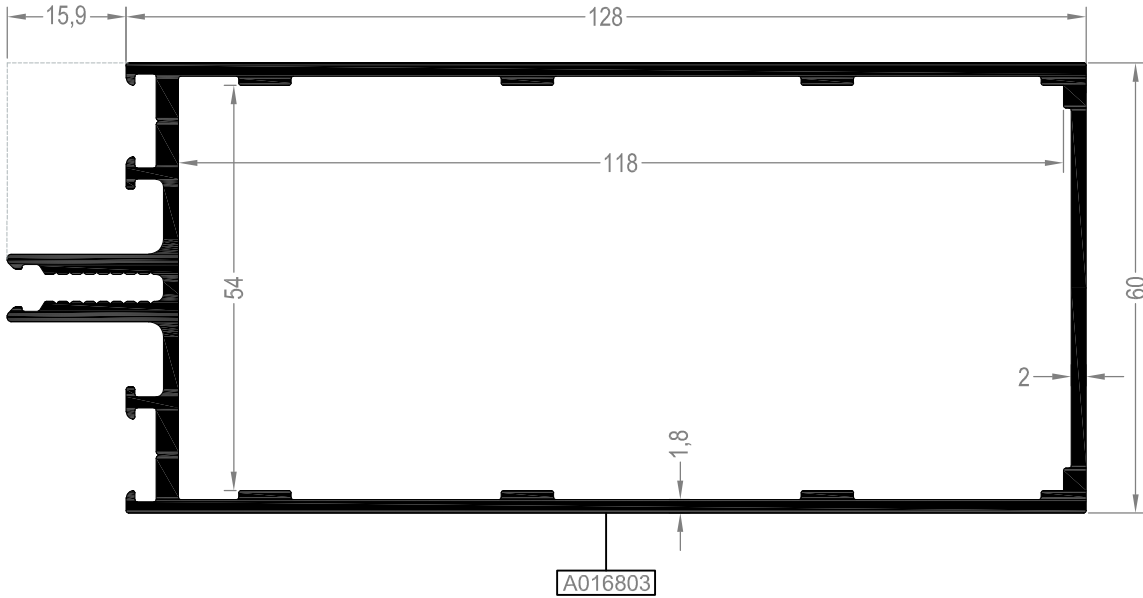
PROFİLLER PROFILES






REF60

YATAY PROFİLLER
TRANSOM PROFILES

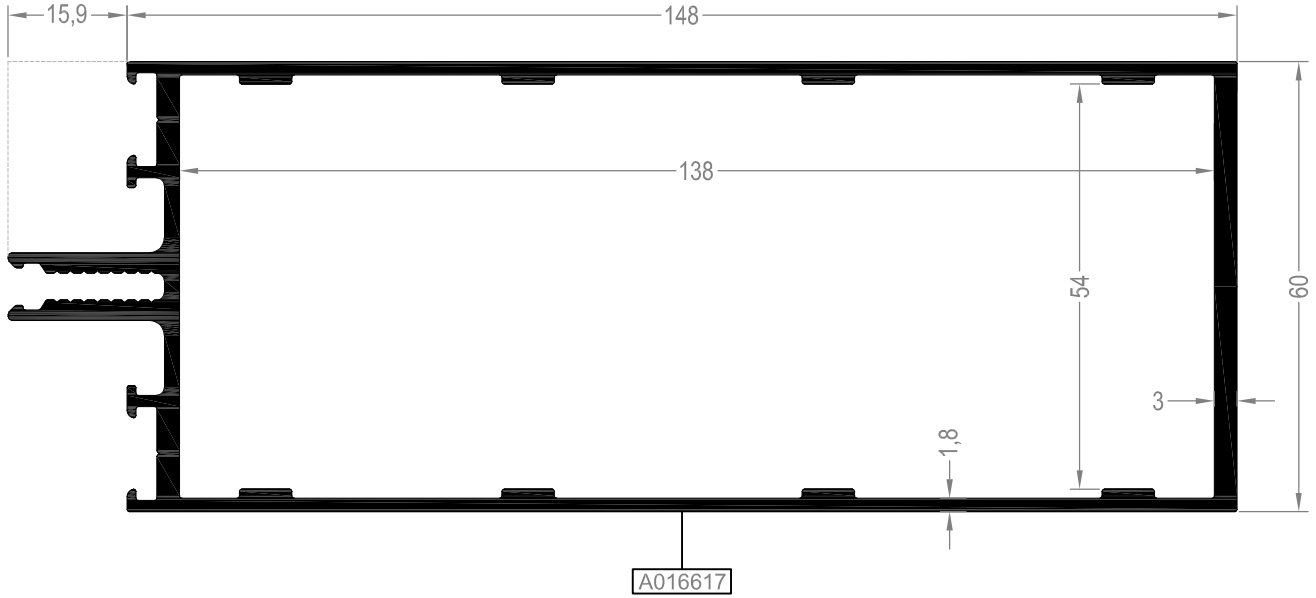






REF60 2003		
 AĞIRLIK WEIGHT (kg/m)		2,227
 MALZEME MATERIAL		Alüminyum
 UZUNLUK LENGTH (m)		6
 Jx (cm ⁴)		143,220
 Jy (cm ⁴)		45,219

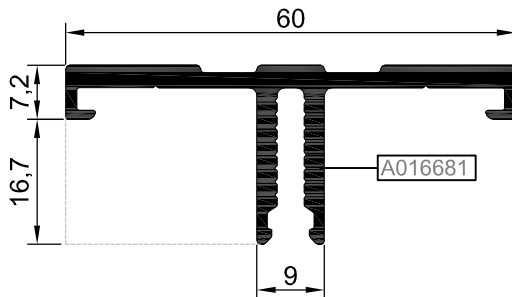






REF60 2004		
 AĞIRLIK WEIGHT (kg/m)		2,441
 MALZEME MATERIAL		Alüminyum
 UZUNLUK LENGTH (m)		6
 Jx (cm ⁴)		213,330
 Jy (cm ⁴)		51,864

YATAY PROFİLLER
TRANSOM PROFILES



REF60 2005		
	AĞIRLIK WEIGHT (kg/m)	2,794
	MALZEME MATERIAL	Alüminyum
	UZUNLUK LENGTH (m)	6
	Jx (cm ⁴)	333,016
	Jy (cm ⁴)	59,619

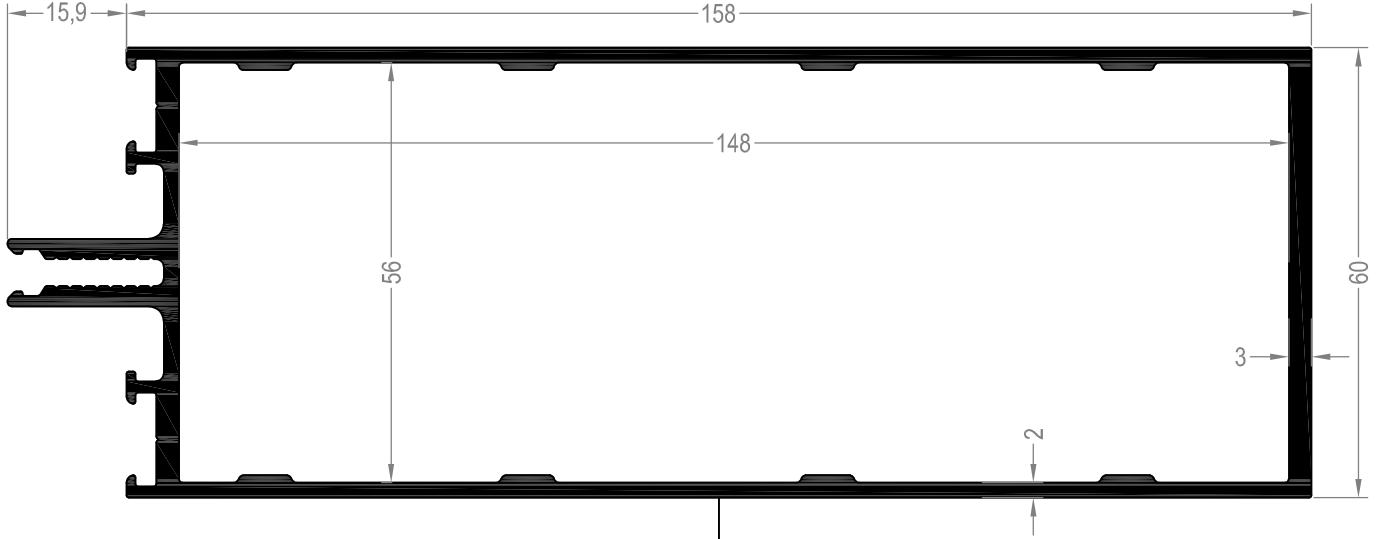


REF60 2006		
	AĞIRLIK WEIGHT (kg/m)	0,769
	MALZEME MATERIAL	Alüminyum
	UZUNLUK LENGTH (m)	6
	Jx (cm ⁴)	6,882
	Jy (cm ⁴)	1,095

PROFİLLER PROFILES

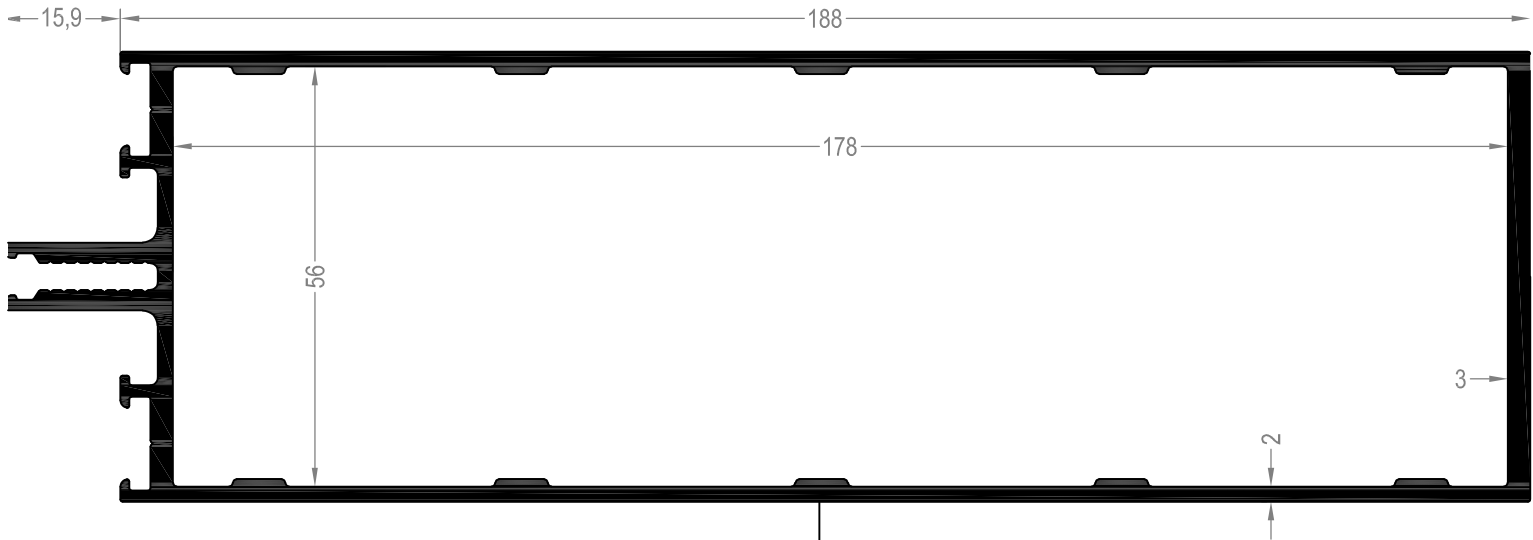
REF60

YATAY PROFİLLER
TRANSOM PROFILES



REF60 2008		
	AĞIRLIK WEIGHT (kg/m)	3,024
	MALZEME MATERIAL	Alüminyum
	UZUNLUK LENGTH (m)	6
	Jx (cm ⁴)	395,125
	Jy (cm ⁴)	66,551

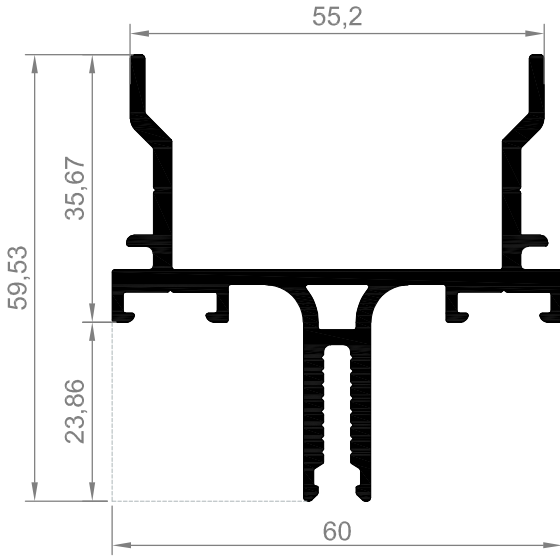
A017888







REF60 2009		
	AĞIRLIK WEIGHT (kg/m)	3,385
	MALZEME MATERIAL	Alüminyum
	UZUNLUK LENGTH (m)	6
	Jx (cm ⁴)	603,961
	Jy (cm ⁴)	77,655

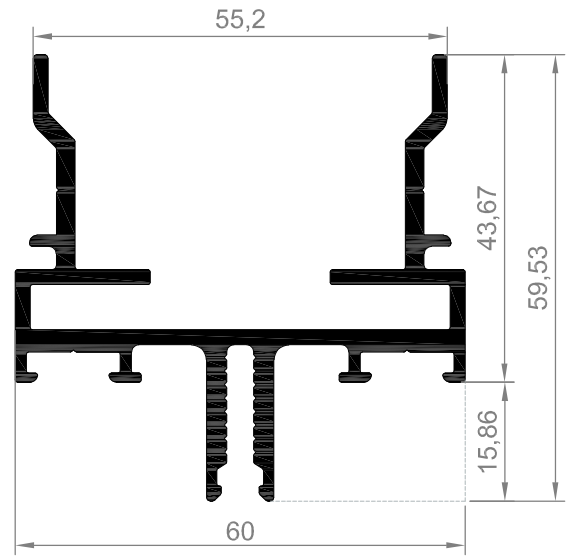
A017889

ÇELİK TAŞIYICI DÜŞEY VE YATAY PROFİLLER MULLION AND TRANSOM PROFILES WITH STEEL REINFORCEMENT







**Kalıp aktif değildir. Sipariş üzerine yapılacaktır.
The die is not active. It will be produced by order.

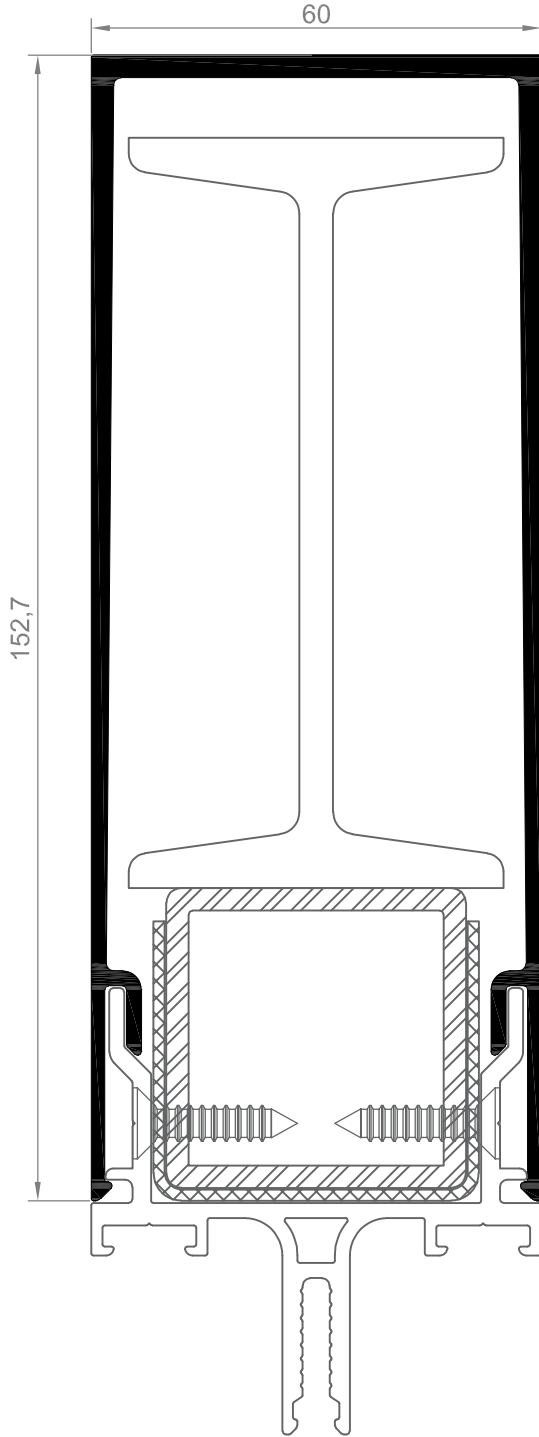
**REF60 1005		
	AĞIRLIK WEIGHT (kg/m)	—
	MALZEME MATERIAL	Alüminyum
	UZUNLUK LENGTH (m)	6
	Jx (cm ⁴)	—
	Jy (cm ⁴)	—








**Kalıp aktif değildir. Sipariş üzerine yapılacaktır.
The die is not active. It will be produced by order.

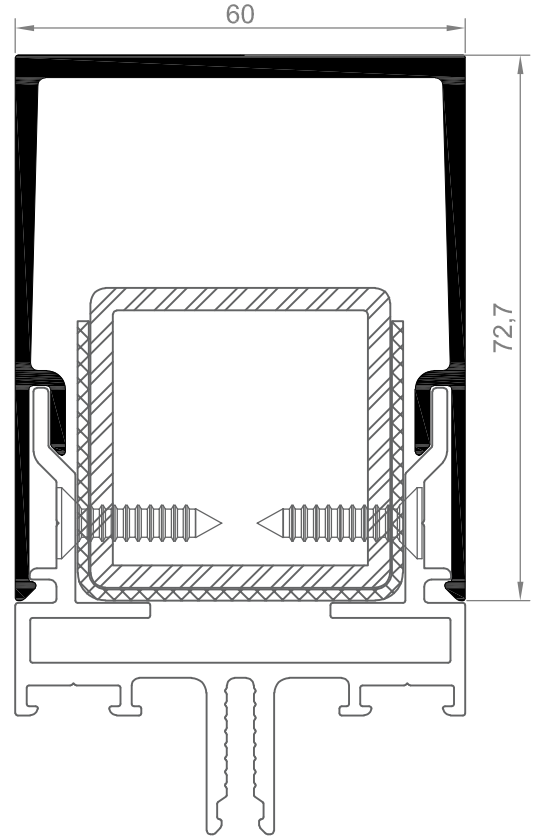
**REF60 2007		
	AĞIRLIK WEIGHT (kg/m)	—
	MALZEME MATERIAL	Alüminyum
	UZUNLUK LENGTH (m)	6
	Jx (cm ⁴)	—
	Jy (cm ⁴)	—

ÇELİK TAŞIYICI KAPAK PROFİLLERİ CAP PROFILES WITH STEEL REINFORCEMENT








**Kalıp aktif değildir. Sipariş üzerine yapılacaktır.
The die is not active. It will be produced by order.

** REF60 6006		
	AĞIRLIK WEIGHT (kg/m)	---
	MALZEME MATERIAL	Alüminyum
	UZUNLUK LENGTH (m)	6
	Jx (cm ⁴)	---
	Jy (cm ⁴)	---



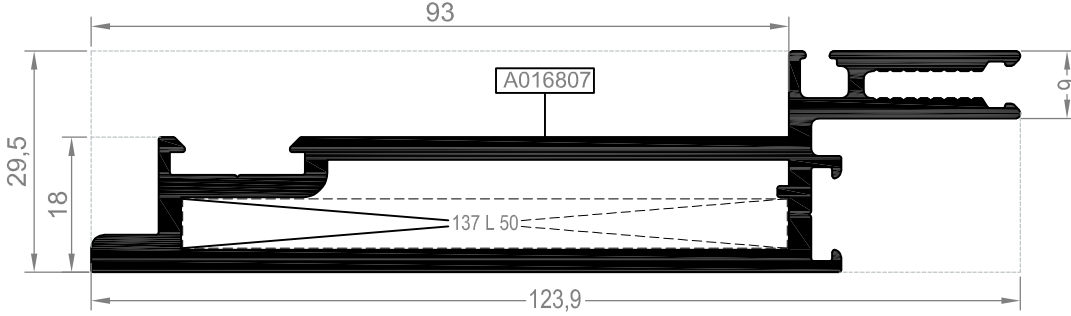
**Kalıp aktif değildir. Sipariş üzerine yapılacaktır.
The die is not active. It will be produced by order.

** REF60 6007		
	AĞIRLIK WEIGHT (kg/m)	---
	MALZEME MATERIAL	Alüminyum
	UZUNLUK LENGTH (m)	6
	Jx (cm ⁴)	---
	Jy (cm ⁴)	---

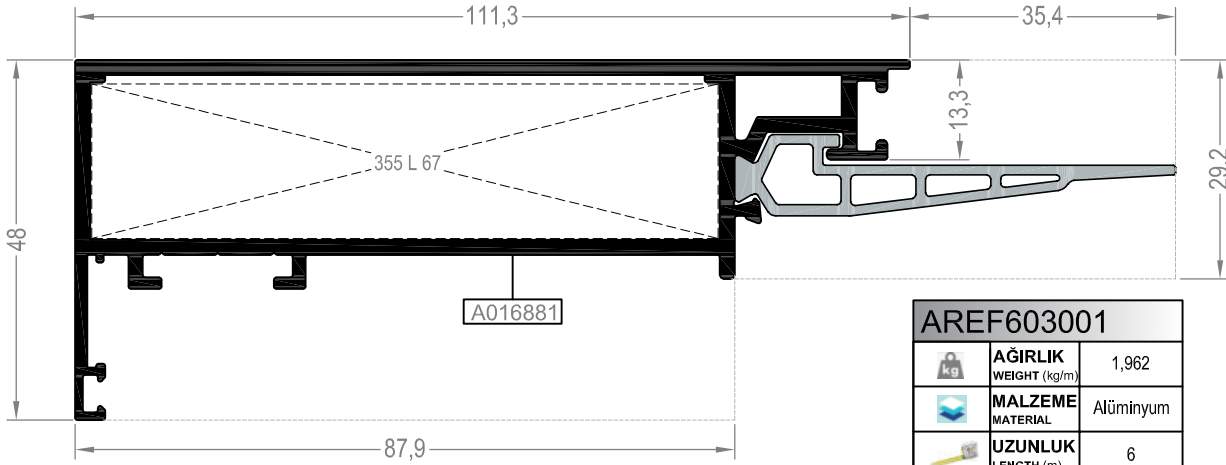
PROFİLLER PROFILES

REF60

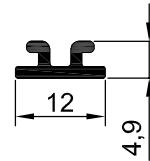
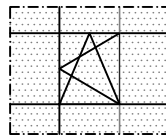
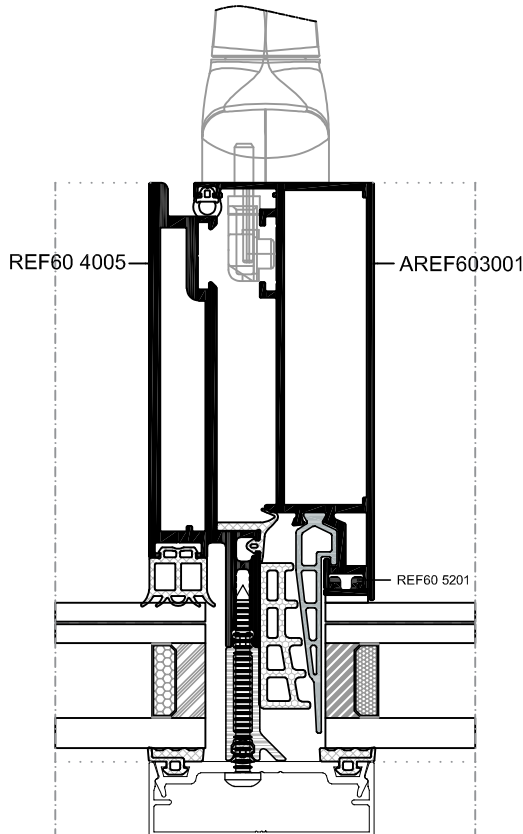
KASA, KANAT VE TİJ PROFİLLERİ
FRAME, VENT AND SLIDING ROD PROFILES



REF60 4005		
	AĞIRLIK WEIGHT (kg/m)	2,248
	MALZEME MATERIAL	Alüminyum
	UZUNLUK LENGTH (m)	6
	Jx (cm ⁴)	102,324
	Jy (cm ⁴)	6,699



AREF603001		
	AĞIRLIK WEIGHT (kg/m)	1,962
	MALZEME MATERIAL	Alüminyum
	UZUNLUK LENGTH (m)	6
	Jx (cm ⁴)	83,558
	Jy (cm ⁴)	9,562



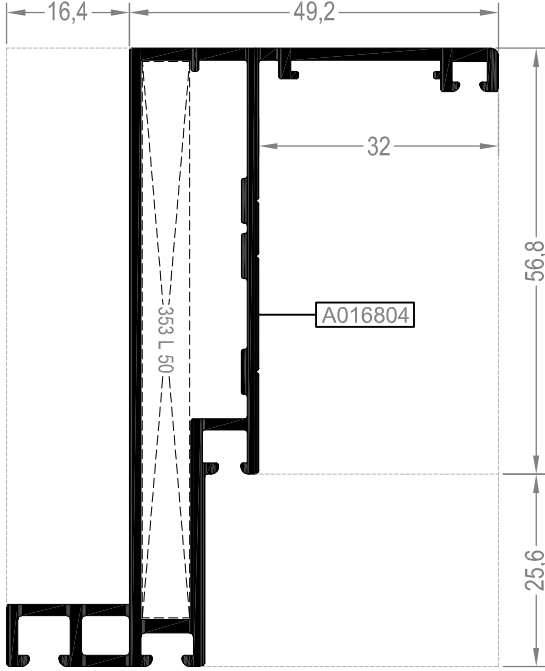
REF60 5201		
	AĞIRLIK WEIGHT (kg/m)	0,088
	MALZEME MATERIAL	Alüminyum
	UZUNLUK LENGTH (m)	6

***REF60 5201 KODLU PROFİLLER BONDING İŞLEMİNE UYGUN ÖZEL ELOKSALLI
SİPARİŞ EDİLMELİDİR.

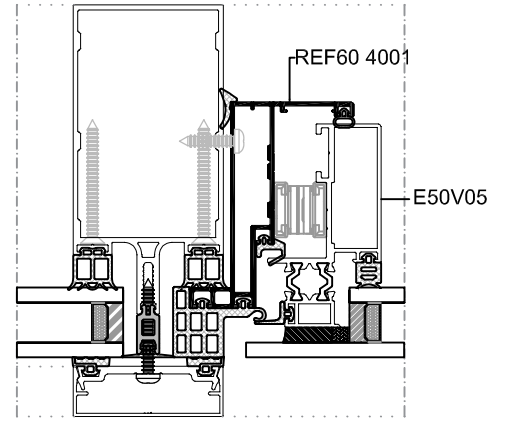
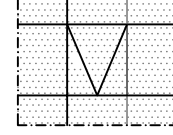
THE PROFILES REF60 5201 MUST BE ORDERED WITH SPECIAL ANODIZED SUITABLE FOR
BONDING PROCESS.

Ölçek/Scale: 1/3

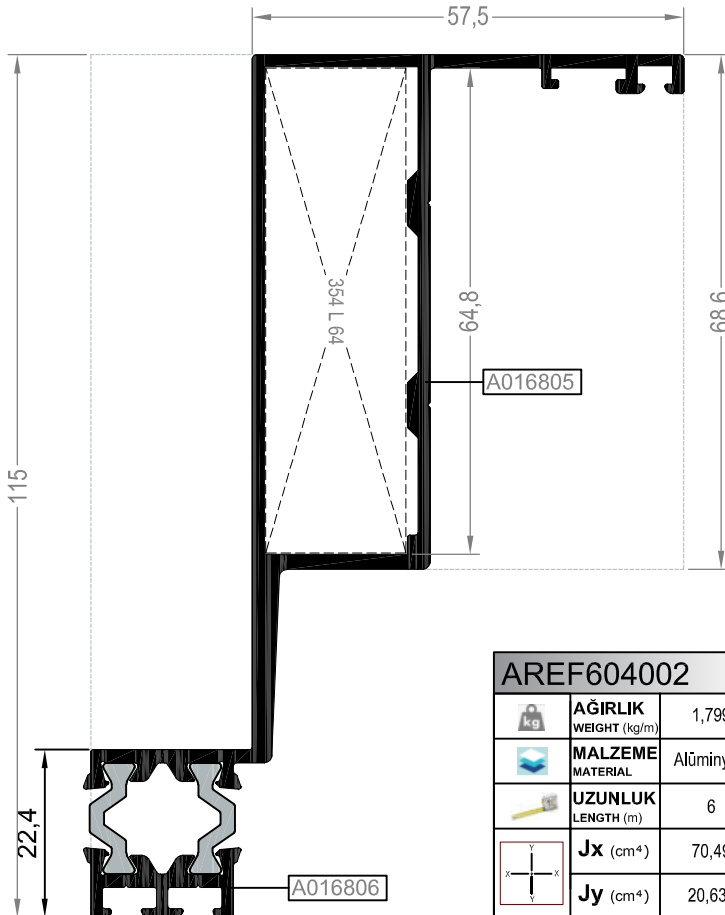
KASA PROFİLLERİ FRAME PROFILES



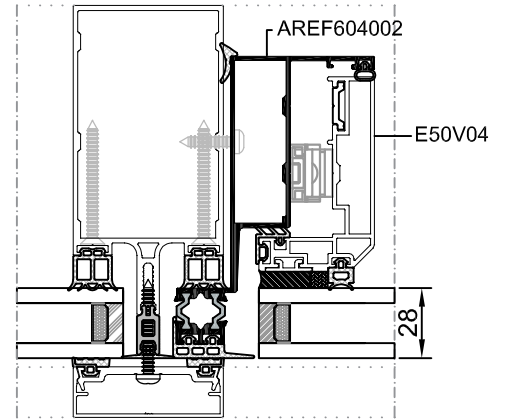
REF60 4001		
	AĞIRLIK WEIGHT (kg/m)	1,257
	MALZEME MATERIAL	Alüminyum
	UZUNLUK LENGTH (m)	6
	Jx (cm ⁴)	40,462
	Jy (cm ⁴)	9,049



Ölçek/Scale: 1/3

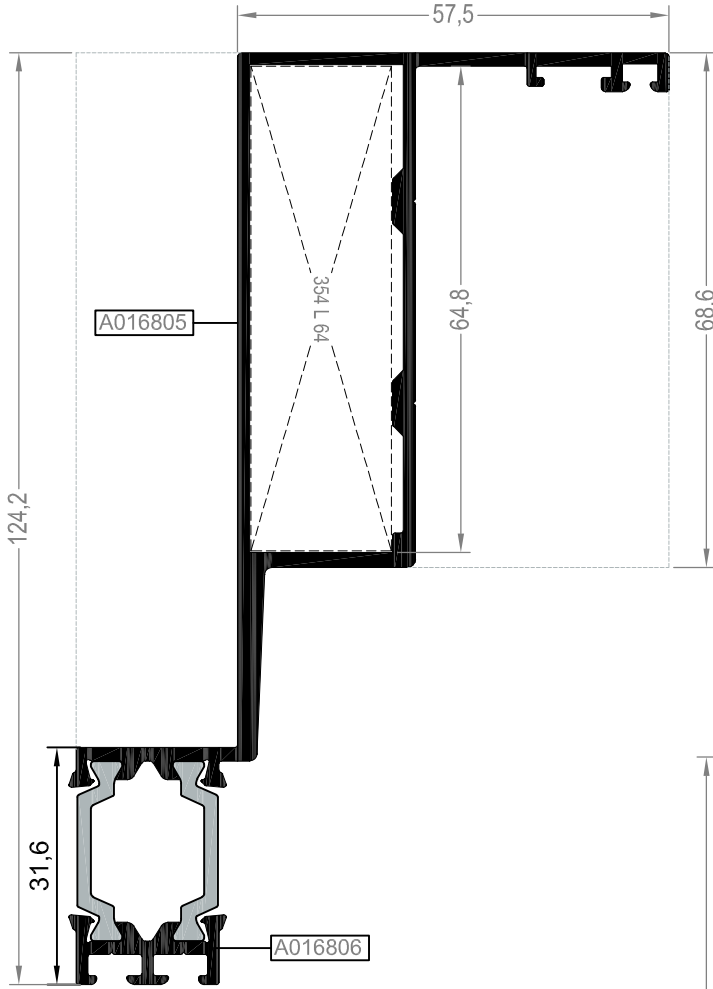


AREF604002		
	AĞIRLIK WEIGHT (kg/m)	1,799
	MALZEME MATERIAL	Alüminyum
	UZUNLUK LENGTH (m)	6
	Jx (cm ⁴)	70,490
	Jy (cm ⁴)	20,633

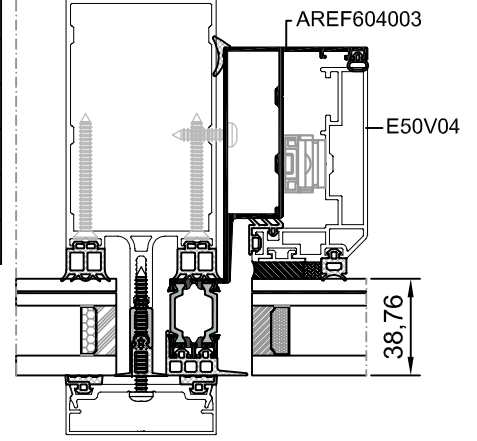


Ölçek/Scale: 1/3

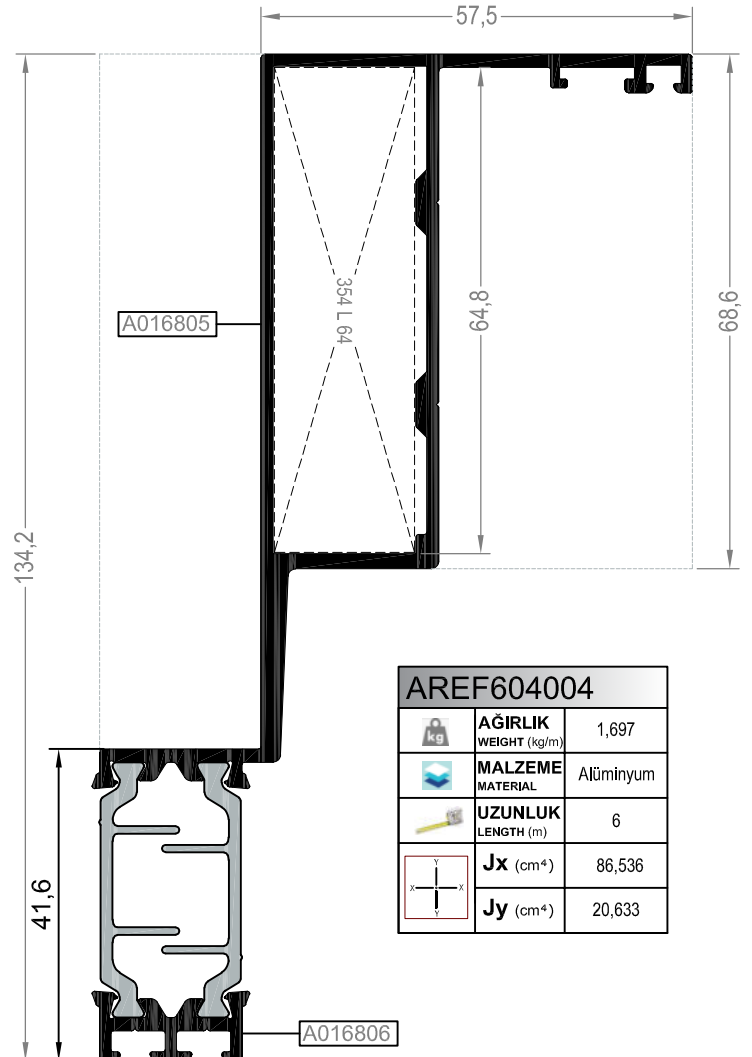
KASA PROFİLLERİ FRAME PROFILES



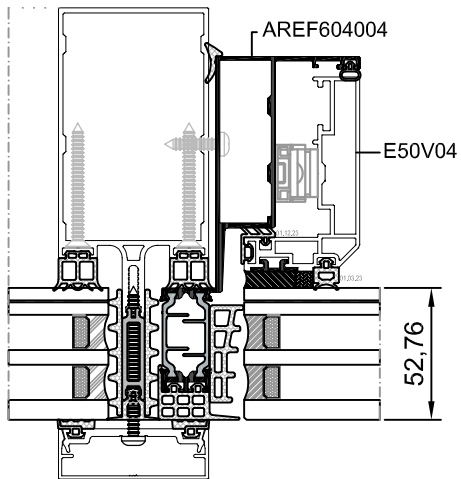
AREF604003		
AĞIRLIK WEIGHT (kg/m)	1,697	
MALZEME MATERIAL	Alüminyum	
UZUNLUK LENGTH (m)	6	
Jx (cm ⁴)	77,670	
Jy (cm ⁴)	20,633	



Ölçek/Scale: 1/3

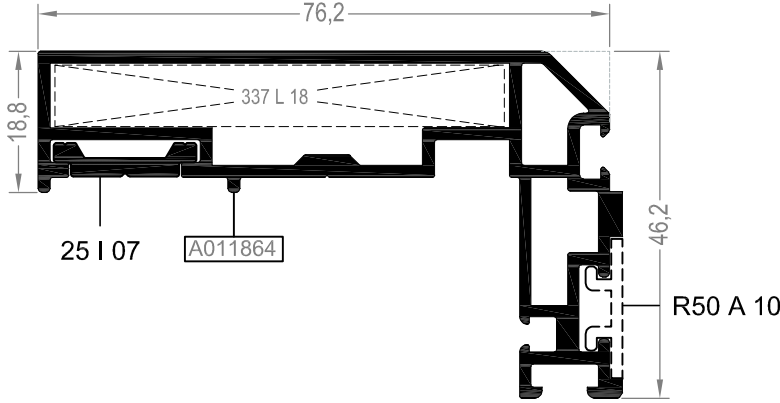


AREF604004		
AĞIRLIK WEIGHT (kg/m)	1,697	
MALZEME MATERIAL	Alüminyum	
UZUNLUK LENGTH (m)	6	
Jx (cm ⁴)	86,536	
Jy (cm ⁴)	20,633	

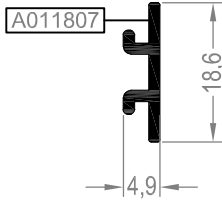


Ölçek/Scale: 1/3

KANAT VE TİJ PROFİLLERİ VENT AND SLIDING ROD PROFILES

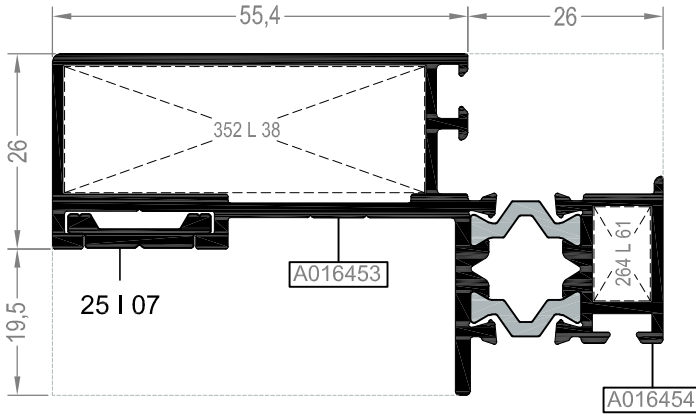


E50 V 04		
	AĞIRLIK WEIGHT (kg/m)	1,337
	MALZEME MATERIAL	Alüminyum
	UZUNLUK LENGTH (m)	6
	Jx (cm ⁴)	31,425
	Jy (cm ⁴)	8,280



R50 A 10***		
	AĞIRLIK WEIGHT (kg/m)	0,116
	MALZEME MATERIAL	Alüminyum
	UZUNLUK LENGTH (m)	6

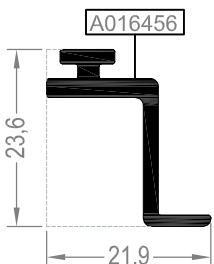
***R50 A 10 KODLU PROFİL BONDING İŞLEMİNE UYGUN ÖZEL ELOKSALLI SİPARİŞ EDİLMELİDİR.
THE PROFILE R50 A 10 MUST BE ORDERED WITH SPECIAL ANODIZED SUITABLE FOR BONDING PROCESS.



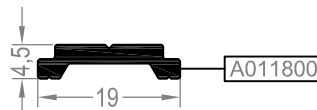
AE50V05*		
	AĞIRLIK WEIGHT (kg/m)	1,423
	MALZEME MATERIAL	Alüminyum
	UZUNLUK LENGTH (m)	6
	Jx (cm ⁴)	24,008
	Jy (cm ⁴)	8,059

*AE50V05 KODLU PROFİL BONDING İŞLEMİNE UYGUN ÖZEL ELOKSALLI SİPARİŞ EDİLMELİDİR.
THE PROFILE AE50V05 MUST BE ORDERED WITH SPECIAL ANODIZED SUITABLE FOR BONDING PROCESS.

**GİESSE KOL VE KİLİTLEME AKSESUARLARI SADECE 25 I 07 TİJ PROFİLİ İLE KULLANILMALIDIR.
GIESSE HANDLE AND LOCKING ACCESSORIES SHOULD BE USED WITH ONLY 25 I 07 ROD PROFILE.



E50 S 07		
	AĞIRLIK WEIGHT (kg/m)	0,274
	MALZEME MATERIAL	Alüminyum
	UZUNLUK LENGTH (m)	6

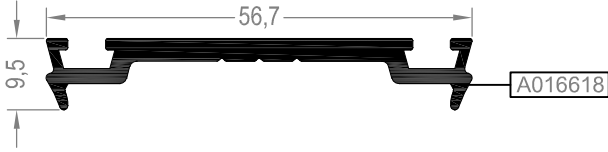


25 I 07		
	AĞIRLIK WEIGHT (kg/m)	0,143
	MALZEME MATERIAL	Alüminyum
	UZUNLUK LENGTH (m)	6




PROFİLLER PROFILES

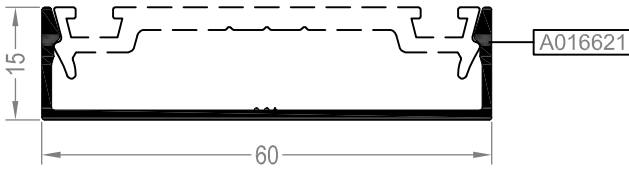
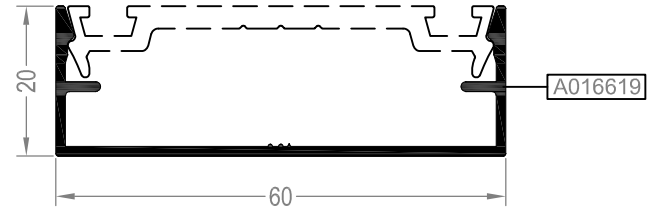
REF60




BASKI KAPAK PROFİLLERİ CAP PROFILES

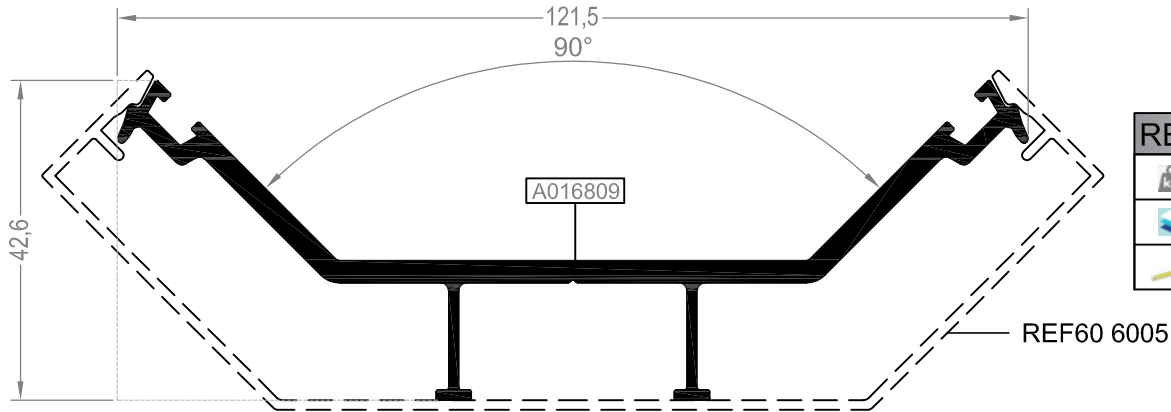


REF60 6001		
 AĞIRLIK WEIGHT (kg/m)		0,520
 MALZEME MATERIAL		Alüminyum
 UZUNLUK LENGTH (m)		6

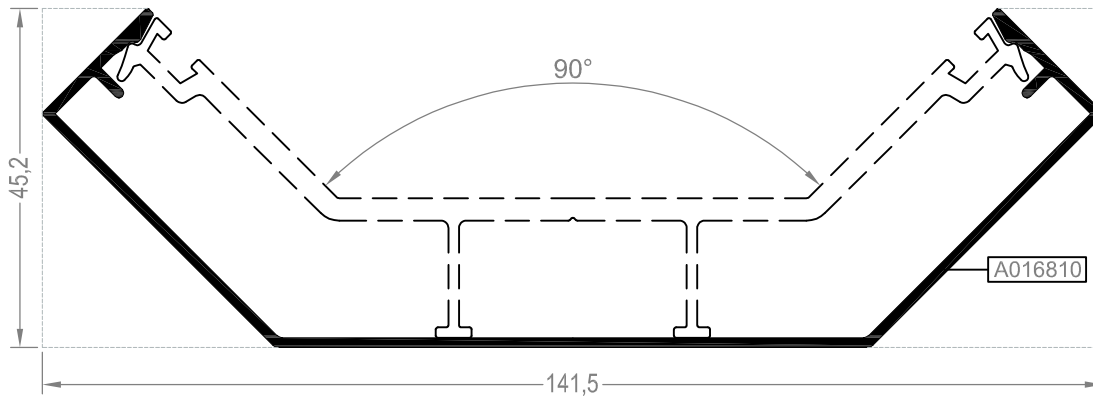
REF60 6002		
 AĞIRLIK WEIGHT (kg/m)		0,395
 MALZEME MATERIAL		Alüminyum
 UZUNLUK LENGTH (m)		6



REF60 6003		
 AĞIRLIK WEIGHT (kg/m)		0,327
 MALZEME MATERIAL		Alüminyum
 UZUNLUK LENGTH (m)		6



REF60 6004		
 AĞIRLIK WEIGHT (kg/m)		1,284
 MALZEME MATERIAL		Alüminyum
 UZUNLUK LENGTH (m)		6

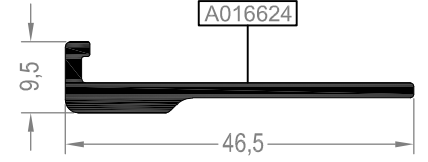
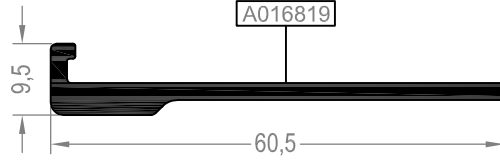
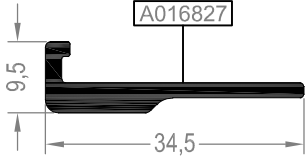


REF60 6005		
 AĞIRLIK WEIGHT (kg/m)		0,986
 MALZEME MATERIAL		Alüminyum
 UZUNLUK LENGTH (m)		6

PROFİLLER PROFILES

REF60

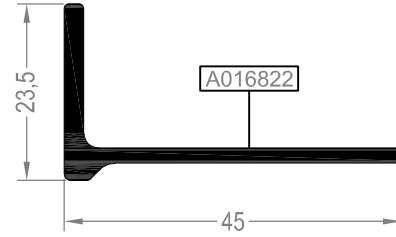

CAM DESTEK PROFİLLERİ GLASS SUPPORT PROFILES



REF60 5101		
	AĞIRLIK WEIGHT (kg/m)	0,304
	MALZEME MATERIAL	Alüminyum
	UZUNLUK LENGTH (m)	6

REF60 5104		
	AĞIRLIK WEIGHT (kg/m)	0,484
	MALZEME MATERIAL	Alüminyum
	UZUNLUK LENGTH (m)	6

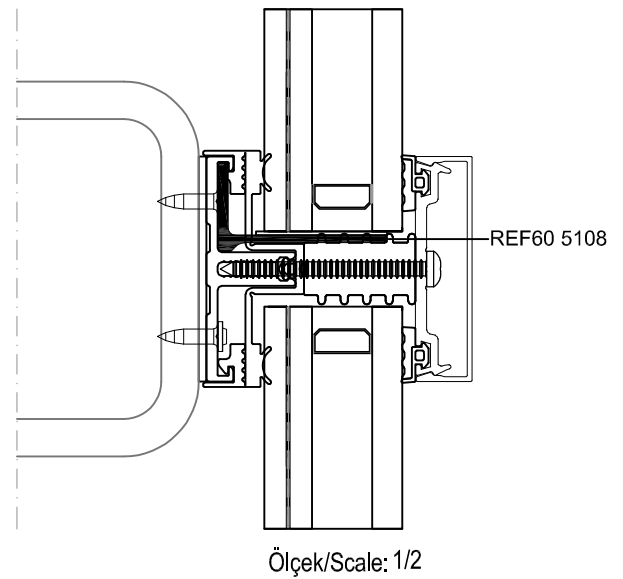
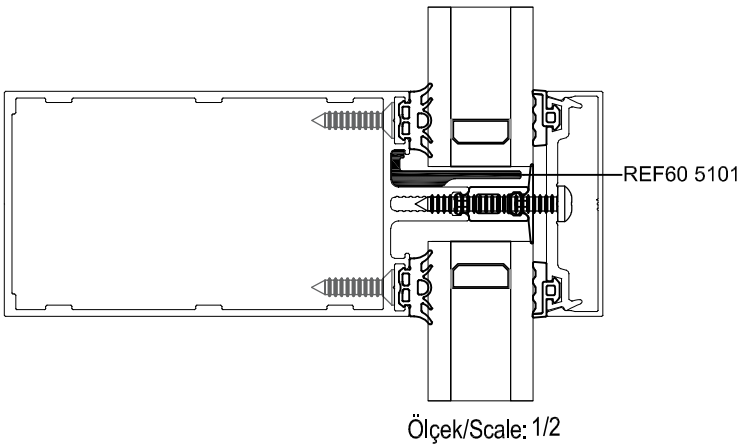
REF60 5106		
	AĞIRLIK WEIGHT (kg/m)	0,369
	MALZEME MATERIAL	Alüminyum
	UZUNLUK LENGTH (m)	6



**Kalıp aktif değildir. Sipariş üzerine yapılacaktır.
The die is not active. It will be produced by order.

**REF60 5109		
	AĞIRLIK WEIGHT (kg/m)	0,460
	MALZEME MATERIAL	Alüminyum
	UZUNLUK LENGTH (m)	6

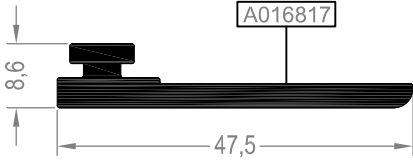
REF60 5108		
	AĞIRLIK WEIGHT (kg/m)	0,409
	MALZEME MATERIAL	Alüminyum
	UZUNLUK LENGTH (m)	6



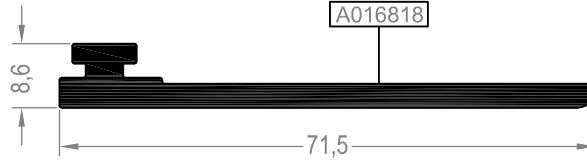
PROFİLLER PROFILES

REF60

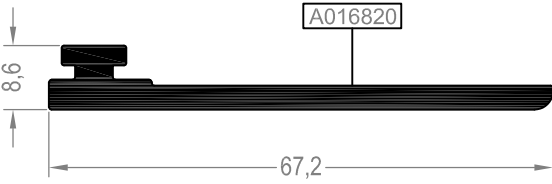
CAM DESTEK PROFİLLERİ
GLASS SUPPORT PROFILES



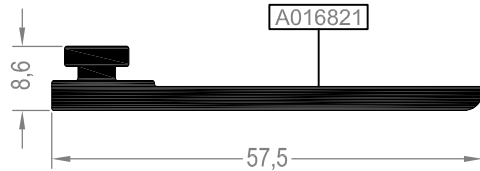
REF60 5102		
	AĞIRLIK WEIGHT (kg/m)	0,525
	MALZEME MATERIAL	Alüminyum
	UZUNLUK LENGTH (m)	6



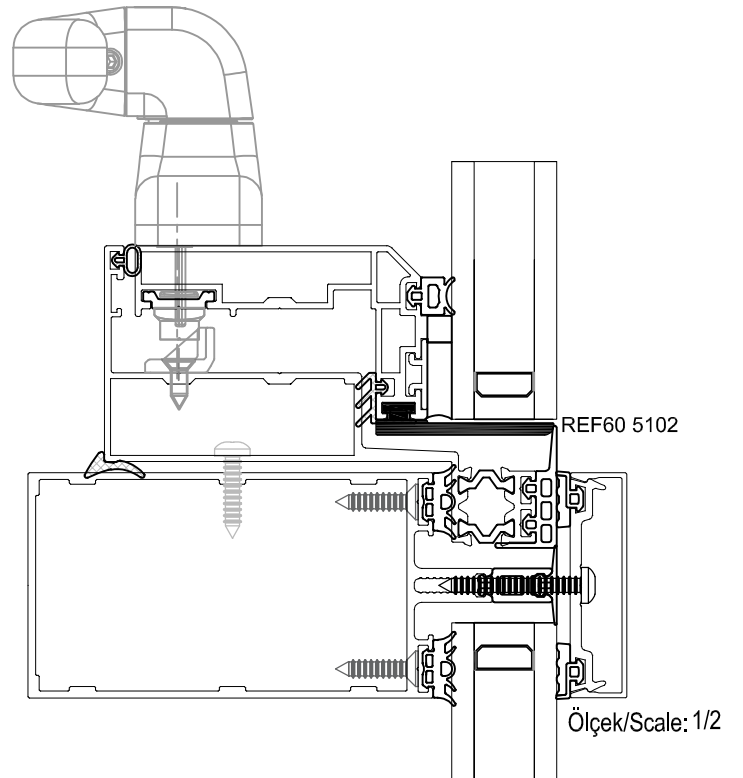
REF60 5103		
	AĞIRLIK WEIGHT (kg/m)	0,733
	MALZEME MATERIAL	Alüminyum
	UZUNLUK LENGTH (m)	6



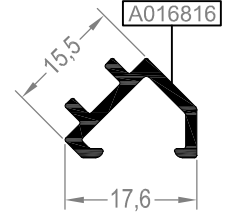
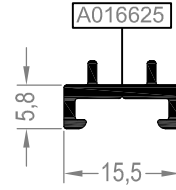
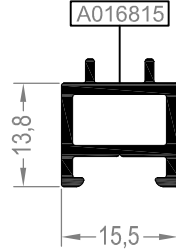
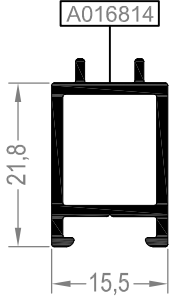
REF60 5105		
	AĞIRLIK WEIGHT (kg/m)	0,696
	MALZEME MATERIAL	Alüminyum
	UZUNLUK LENGTH (m)	6



REF60 5107		
	AĞIRLIK WEIGHT (kg/m)	0,612
	MALZEME MATERIAL	Alüminyum
	UZUNLUK LENGTH (m)	6



CAM ÇITA VE KANAT PROFİLLERİ GLAZING BEAD AND VENT PROFILES

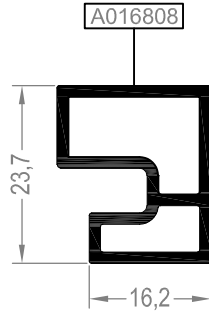
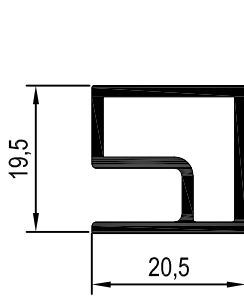


REF60 8001		
	AĞIRLIK WEIGHT (kg/m)	0,308
	MALZEME MATERIAL	Alüminyum
	UZUNLUK LENGTH (m)	6

REF60 8002		
	AĞIRLIK WEIGHT (kg/m)	0,243
	MALZEME MATERIAL	Alüminyum
	UZUNLUK LENGTH (m)	6

REF60 8003		
	AĞIRLIK WEIGHT (kg/m)	0,137
	MALZEME MATERIAL	Alüminyum
	UZUNLUK LENGTH (m)	6

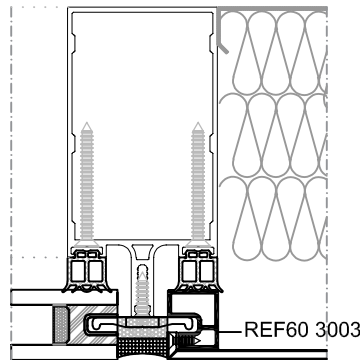
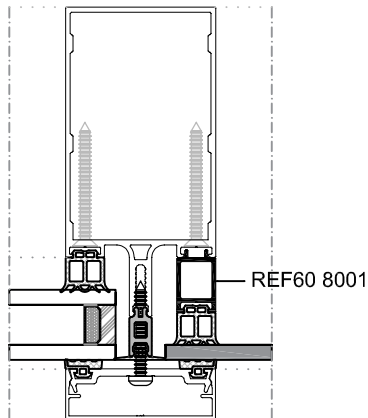
REF60 8004		
	AĞIRLIK WEIGHT (kg/m)	0,172
	MALZEME MATERIAL	Alüminyum
	UZUNLUK LENGTH (m)	6



**REF60 3002		
	AĞIRLIK WEIGHT (kg/m)	0,347
	MALZEME MATERIAL	Alüminyum
	UZUNLUK LENGTH (m)	6

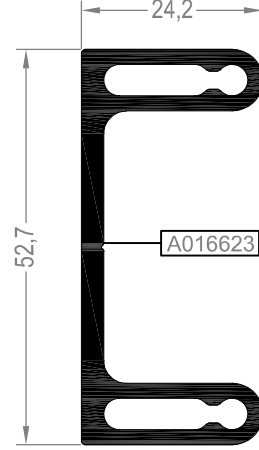
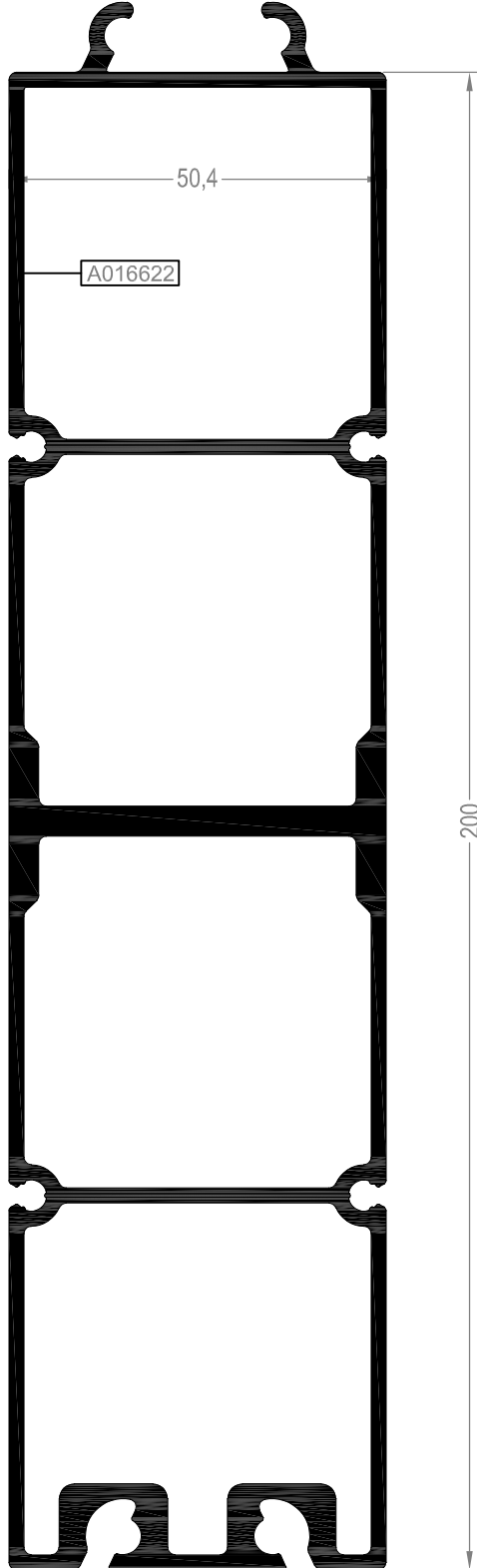
REF60 3003		
	AĞIRLIK WEIGHT (kg/m)	0,414
	MALZEME MATERIAL	Alüminyum
	UZUNLUK LENGTH (m)	6




**Kalıp aktif değildir. Sipariş üzerine yapılacaktır.
The die is not active. It will be produced by order.

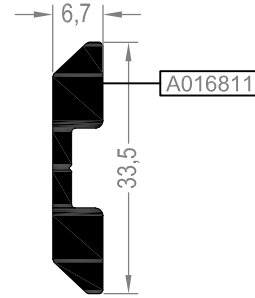


Ölçek/Scale: 1/3

DÜŞEY VE YATAY BAĞLANTI PROFİLLERİ
MULLION AND TRANSOM CONNECTION PROFILES



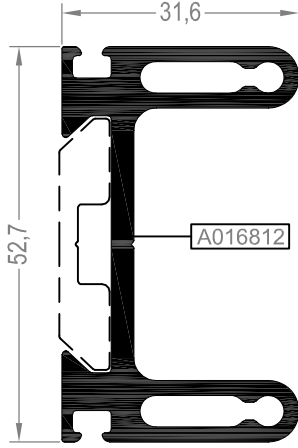
REF60 7002		
	AĞIRLIK WEIGHT (kg/m)	0,950
	MALZEME MATERIAL	Alüminyum
	UZUNLUK LENGTH (m)	6



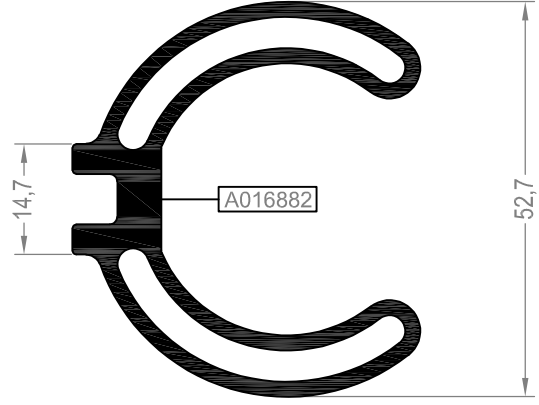
REF60 7003		
	AĞIRLIK WEIGHT (kg/m)	0,431
	MALZEME MATERIAL	Alüminyum
	UZUNLUK LENGTH (m)	6




REF60 7001		
	AĞIRLIK WEIGHT (kg/m)	4,414
	MALZEME MATERIAL	Alüminyum
	UZUNLUK LENGTH (m)	6

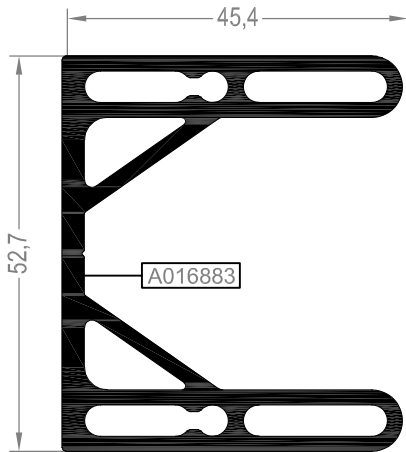
DÜŞEY VE YATAY BAĞLANTI PROFİLLERİ MULLION AND TRANSOM CONNECTION PROFILES



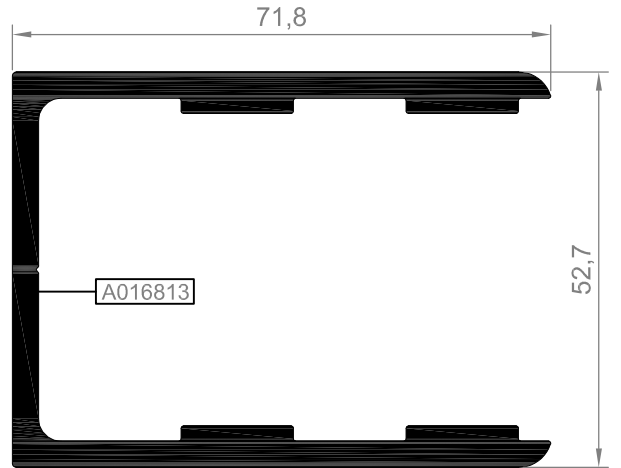
REF60 7004		
 AĞIRLIK WEIGHT (kg/m)		1,247
 MALZEME MATERIAL		Alüminyum
 UZUNLUK LENGTH (m)		6



REF60 7005		
 AĞIRLIK WEIGHT (kg/m)		1,380
 MALZEME MATERIAL		Alüminyum
 UZUNLUK LENGTH (m)		6

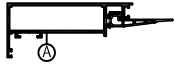

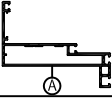

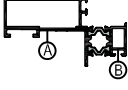

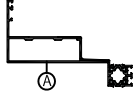

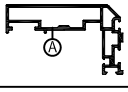

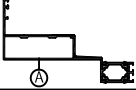

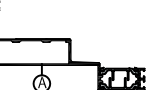

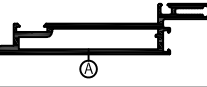



REF60 7006		
 AĞIRLIK WEIGHT (kg/m)		1,699
 MALZEME MATERIAL		Alüminyum
 UZUNLUK LENGTH (m)		6





REF60 7007		
 AĞIRLIK WEIGHT (kg/m)		2,111
 MALZEME MATERIAL		Alüminyum
 UZUNLUK LENGTH (m)		6

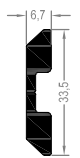
KÖŞE TAKOZU PROFİLLERİ CORNER CLEAT PROFILES


PROFİL KODU PROFILE CODE	PROFİL RESMİ DRAWING	KÖŞE TAKOZU BİLGİLERİ CORNER CLEAT INFORMATIONS				
AREF603001			PROFİL KODU PROFILE CODE	KÖŞE TAKOZU PR. KODU CORNER CLEAT PR. CODE	 KÖŞE TAKOZU AKS. KODU CORNER CLEAT ACS. CODE	KESİM ÖLÇÜSÜ CUTTING SIZE
		A	A016881	25 L 67 (A011006)	355 L 67	83,4 mm
REF60 4001			PROFİL KODU PROFILE CODE	KÖŞE TAKOZU PR. KODU CORNER CLEAT PR. CODE	 KÖŞE TAKOZU AKS. KODU CORNER CLEAT ACS. CODE	KESİM ÖLÇÜSÜ CUTTING SIZE
		A	A016804	25 L 50 (A010838)	353 L 50	74 mm
AE50V05*			PROFİL KODU PROFILE CODE	KÖŞE TAKOZU PR. KODU CORNER CLEAT PR. CODE	 KÖŞE TAKOZU AKS. KODU CORNER CLEAT ACS. CODE	KESİM ÖLÇÜSÜ CUTTING SIZE
		A	A016453	25 L 38 (A002074)	352 L 38	48 mm
B	A016454	25 L 61 (A001034)	264 L 61	7,7 mm		
AREF604002			PROFİL KODU PROFILE CODE	KÖŞE TAKOZU PR. KODU CORNER CLEAT PR. CODE	 KÖŞE TAKOZU AKS. KODU CORNER CLEAT ACS. CODE	KESİM ÖLÇÜSÜ CUTTING SIZE
		A	A016805	25 L 64 (A010028)	354 L 64	64,5 mm
E50 V 04			PROFİL KODU PROFILE CODE	KÖŞE TAKOZU PR. KODU CORNER CLEAT PR. CODE	 KÖŞE TAKOZU AKS. KODU CORNER CLEAT ACS. CODE	KESİM ÖLÇÜSÜ CUTTING SIZE
		A	A011864	25 L 18 (A002164)	337 L 18	60,9 mm
AREF604003			PROFİL KODU PROFILE CODE	KÖŞE TAKOZU PR. KODU CORNER CLEAT PR. CODE	 KÖŞE TAKOZU AKS. KODU CORNER CLEAT ACS. CODE	KESİM ÖLÇÜSÜ CUTTING SIZE
		A	A016805	25 L 64 (A010028)	354 L 64	64,5 mm
AREF604004			PROFİL KODU PROFILE CODE	KÖŞE TAKOZU PR. KODU CORNER CLEAT PR. CODE	 KÖŞE TAKOZU AKS. KODU CORNER CLEAT ACS. CODE	KESİM ÖLÇÜSÜ CUTTING SIZE
		A	A016805	25 L 64 (A010028)	354 L 64	64,5 mm
REF60 4005			PROFİL KODU PROFILE CODE	KÖŞE TAKOZU PR. KODU CORNER CLEAT PR. CODE	 KÖŞE TAKOZU AKS. KODU CORNER CLEAT ACS. CODE	KESİM ÖLÇÜSÜ CUTTING SIZE
		A	A016807	25 L 50 (A010838)	137 L 50	80,5 mm


REF60 7001, REF60 7002, REF60 7003, REF60 7004 VE REF60 7005 İÇİN YATAY BAĞLANTI AKSESUARLARI HORIZONTAL CONNECTION ACCESSORIES FOR REF60 7001, REF60 7002, REF60 7003, REF60 7004 & REF60 7005

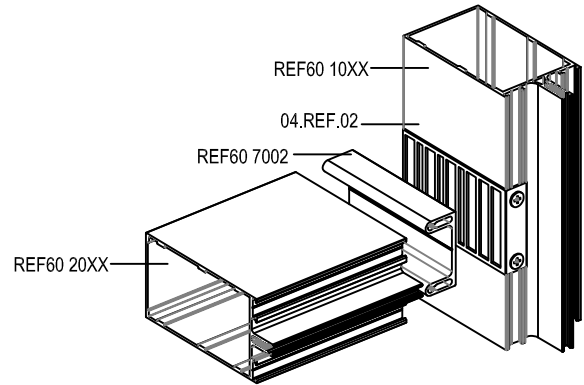
REF60 7002 A016823	KULLANILDIĞI PROFİL USED WITH	AKSESUAR KODU ACCESSORY CODE	KESİM ÖLÇÜSÜ CUTTING SIZE
	REF60 2001	05.REF.01	57 mm
	REF60 2002	05.REF.02	77 mm
	REF60 2003	05.REF.03	97 mm
	REF60 2004	05.REF.04	117 mm
	REF60 2005	05.REF.05	137 mm
	REF60 2008	05.REF.08	147 mm
	REF60 2009	05.REF.09	177 mm

REF60 7004 A016812	KULLANILDIĞI PROFİL USED WITH	AKSESUAR KODU ACCESSORY CODE	KESİM ÖLÇÜSÜ CUTTING SIZE
	REF60 2001	05.REF.50	57 mm
	REF60 2002	05.REF.52	77 mm
	REF60 2003	05.REF.54	97 mm
	REF60 2004	05.REF.56	117 mm
	REF60 2005	05.REF.58	137 mm
	REF60 2008	05.REF.60	147 mm
	REF60 2009	05.REF.62	177 mm

REF60 7003 A016811	KULLANILDIĞI PROFİL USED WITH	AKSESUAR KODU ACCESSORY CODE	KESİM ÖLÇÜSÜ CUTTING SIZE
	REF60 2001	05.REF.51	57 mm
	REF60 2002	05.REF.53	77 mm
	REF60 2003	05.REF.55	97 mm
	REF60 2004	05.REF.57	117 mm
	REF60 2005	05.REF.59	137 mm
	REF60 2008	05.REF.61	147 mm
	REF60 2009	05.REF.63	177 mm

REF60 7005 A016882	KULLANILDIĞI PROFİL USED WITH	AKSESUAR KODU ACCESSORY CODE	KESİM ÖLÇÜSÜ CUTTING SIZE
	REF60 2001	05.REF.30	57 mm
	REF60 2002	05.REF.31	77 mm
	REF60 2003	05.REF.32	97 mm
	REF60 2004	05.REF.33	117 mm
	REF60 2005	05.REF.34	137 mm
	REF60 2008	05.REF.35	147 mm
	REF60 2009	05.REF.36	177 mm

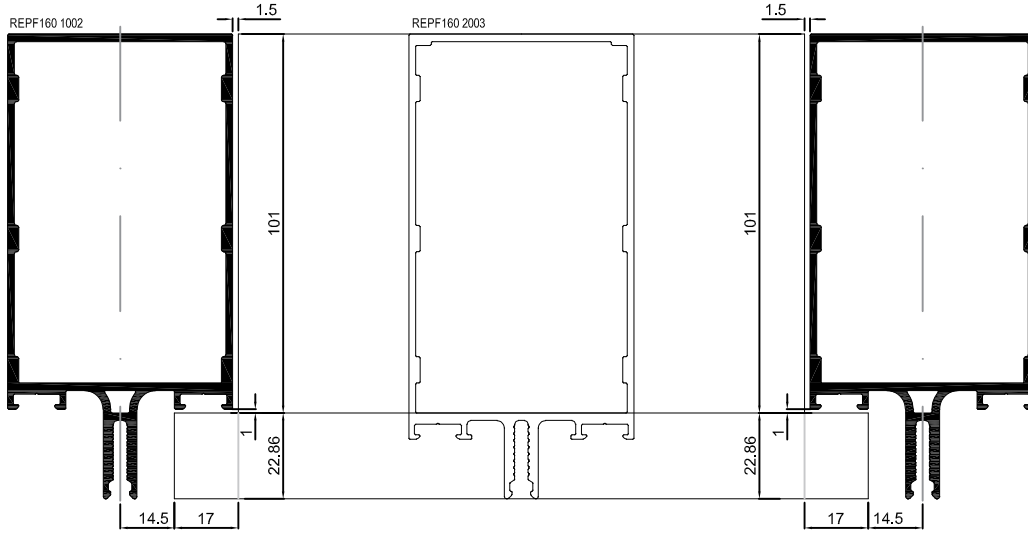
REF60 7001 A016822	KULLANILDIĞI PROFİL USED WITH	AKSESUAR KODU ACCESSORY CODE	KESİM ÖLÇÜSÜ CUTTING SIZE
	REF60 1001	06.REF.01	64 mm
	REF60 1002	06.REF.02	84 mm
	REF60 1003	06.REF.03	104 mm
	REF60 1004	06.REF.04	123 mm
	REF60 1006	06.REF.06	130 mm
	REF60 1007	06.REF.07	159 mm



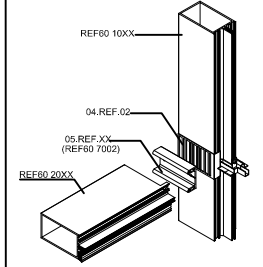
YATAY KESİM ÖLÇÜLERİ

HORIZONTAL CONNECTION ACCESSORIES FOR REF60 7001, REF60 7002, REF60 7003, REF60 7004 & REF60 7005

YATAY KAYIT KESİM ÖLÇÜLERİ (REF60 7002 İLE) TRANSOM CUTTING DIMENSIONS (WITH REF60 7002)



04.REF.02



MİMARİ KATALOG
ARCHITECTURAL CATALOGUE

Alüminyum Kapı Pencere ve Giydirme Cephe Sistemleri
Aluminium Window Doors and Facade Systems

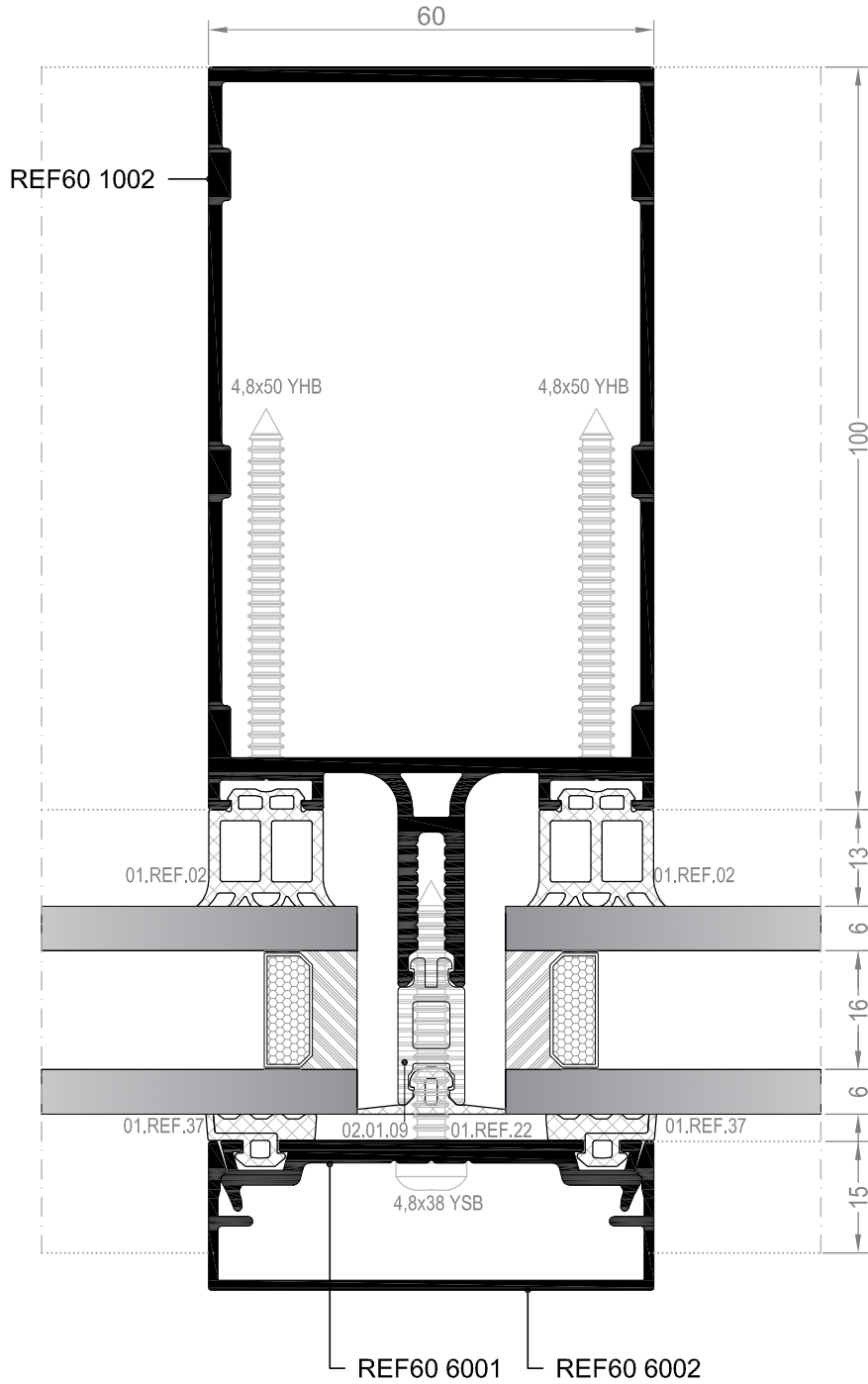
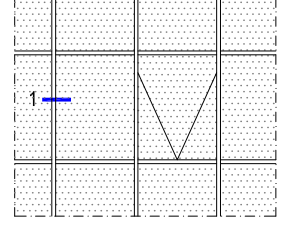
REF60c

KAPAKLI CEPHE SİSTEMİ
CAPPED CURTAIN WALL SYSTEM

DETAYLAR

DETAILS

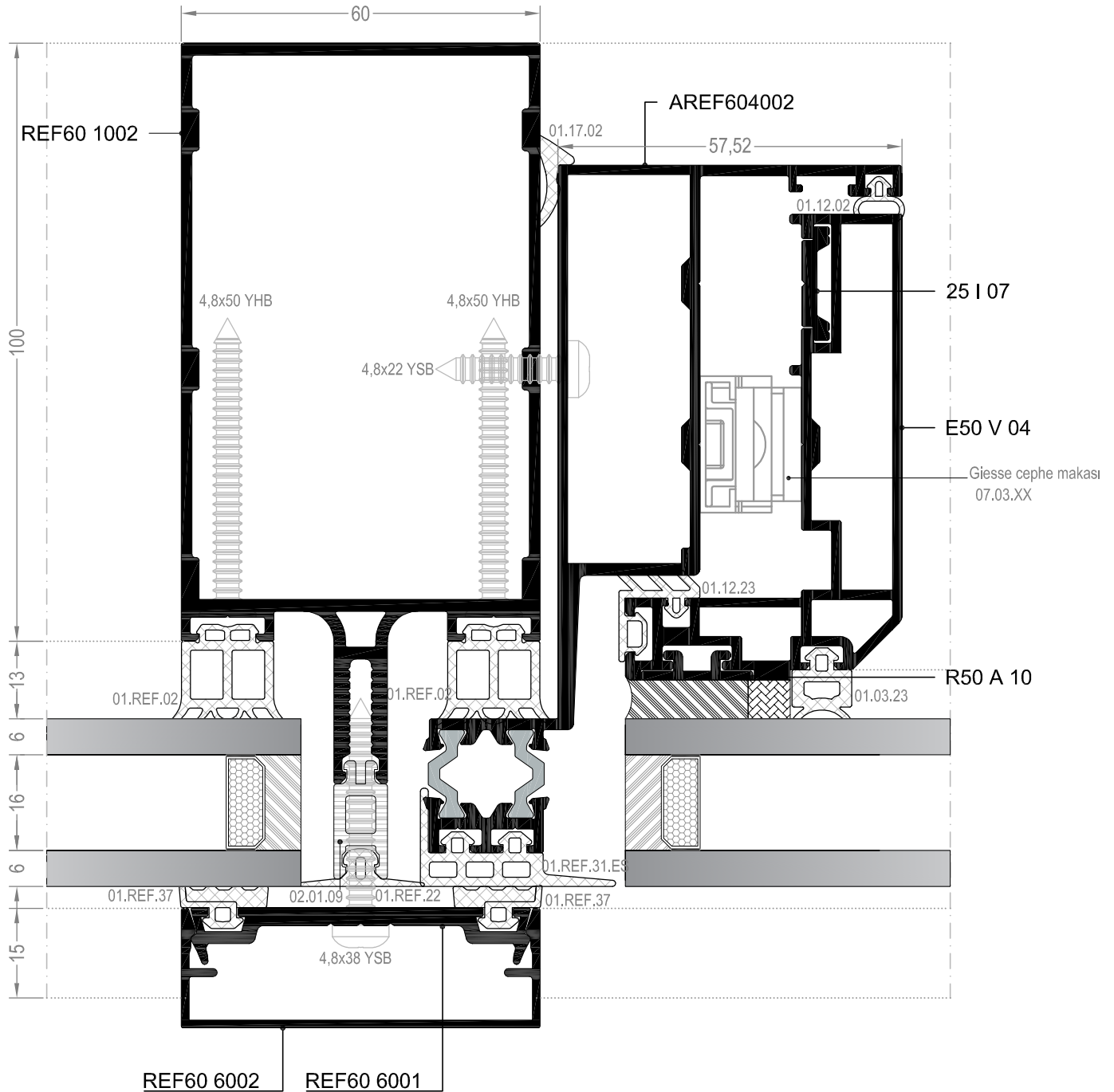
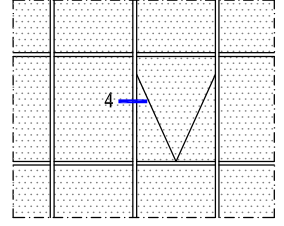
KAPAKLI CEPHE DÜŞEY DETAYI CURTAIN WALL VERTICAL DETAIL



① DETAYI
DETAIL

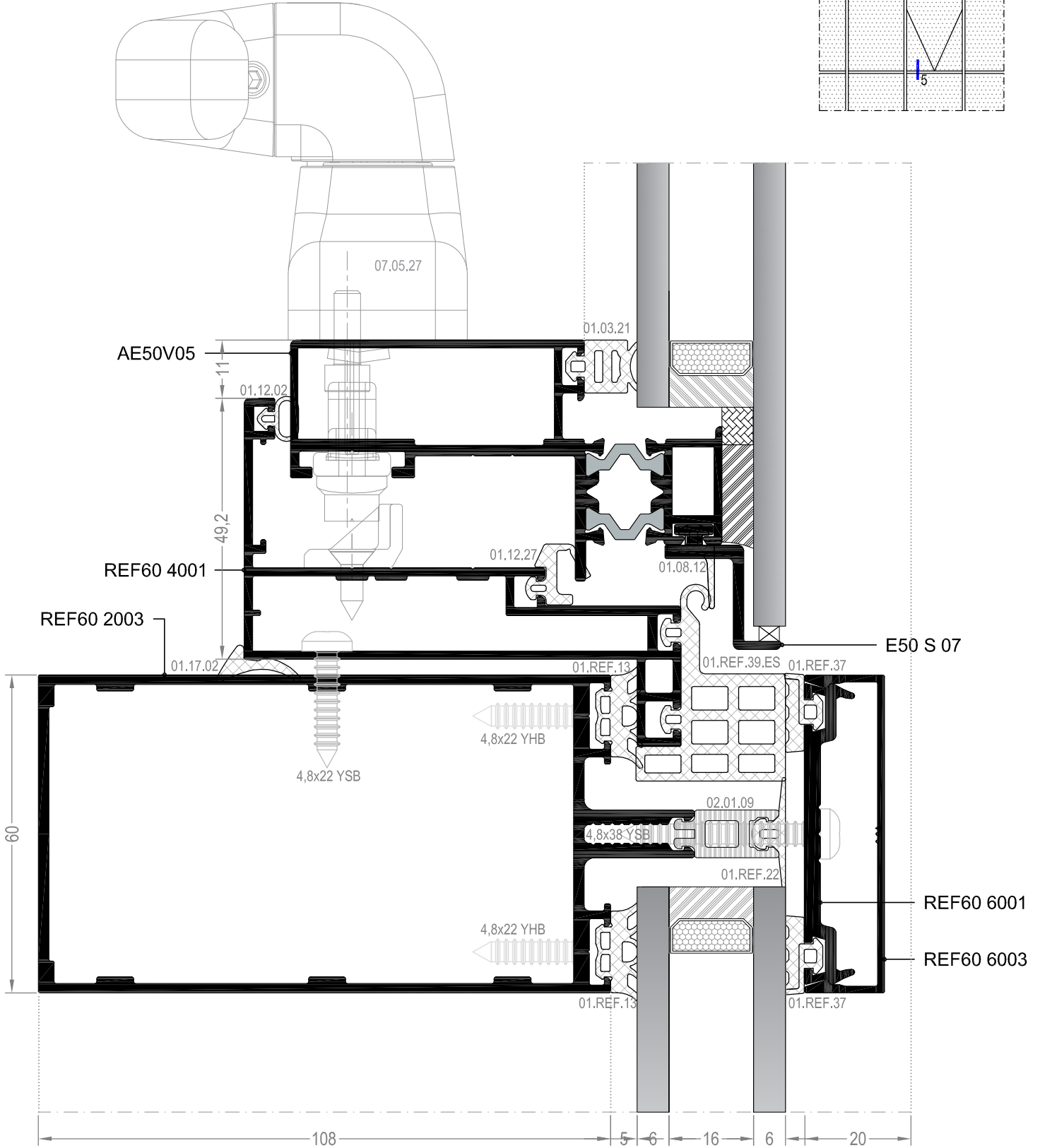
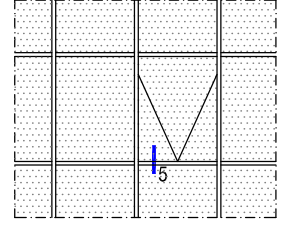
DIŞ
(OUTSIDE)

KAPAKLI CEPHE GİZLİ KANAT DETAYI HIDDEN VENT DETAIL FOR CURTAIN WALL



④ DETAYI
DETAIL

KAPAKLI CEPHE GİZLİ KANAT DETAYI HIDDEN VENT DETAIL FOR CURTAIN WALL



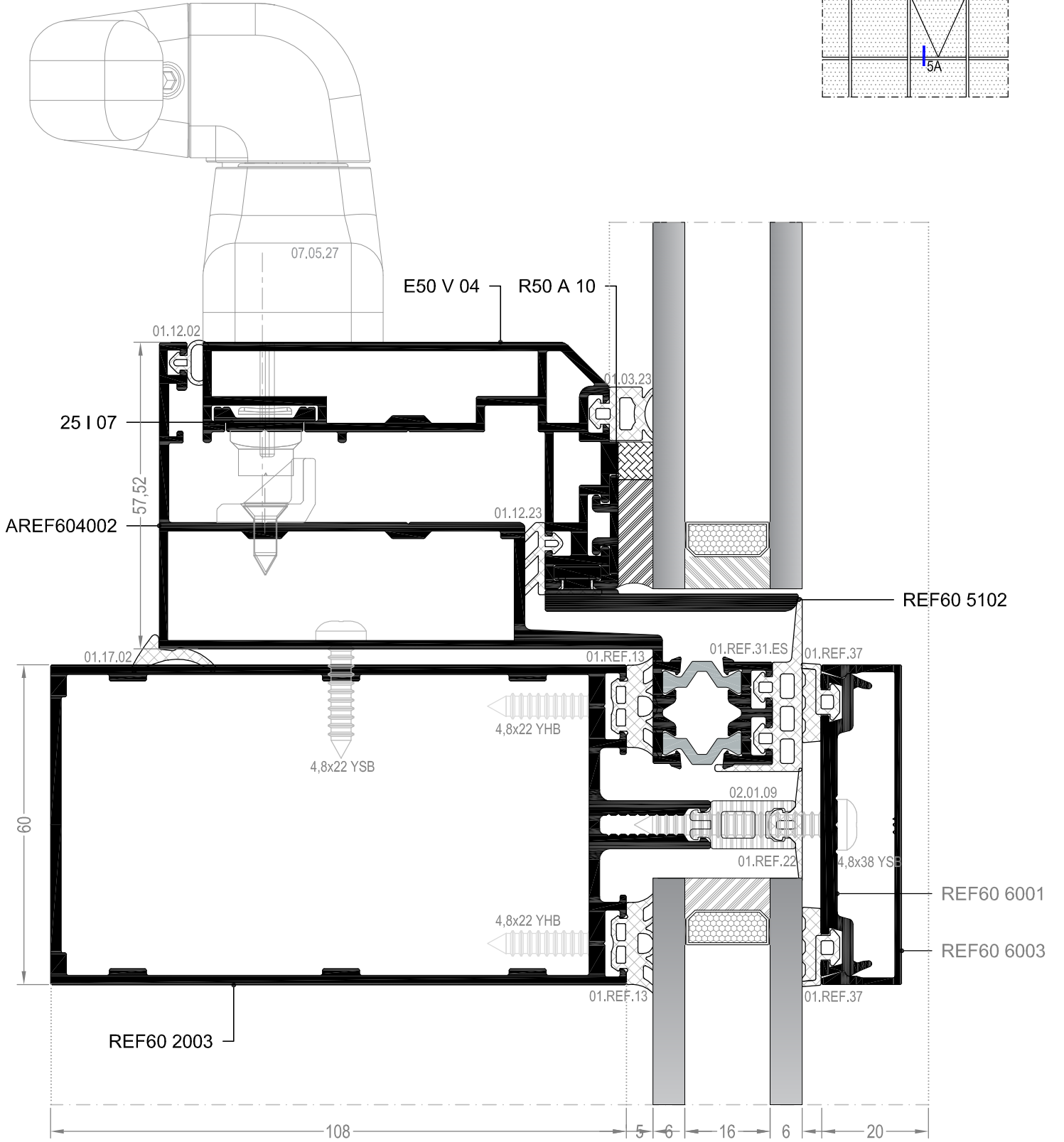
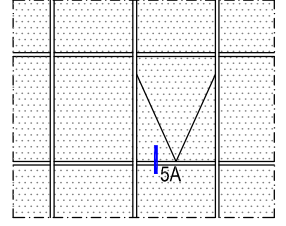
5 DETAYI
DETAIL

DIŞ
(OUTSIDE) ➔

DEAYLAR DETAILS

REF60

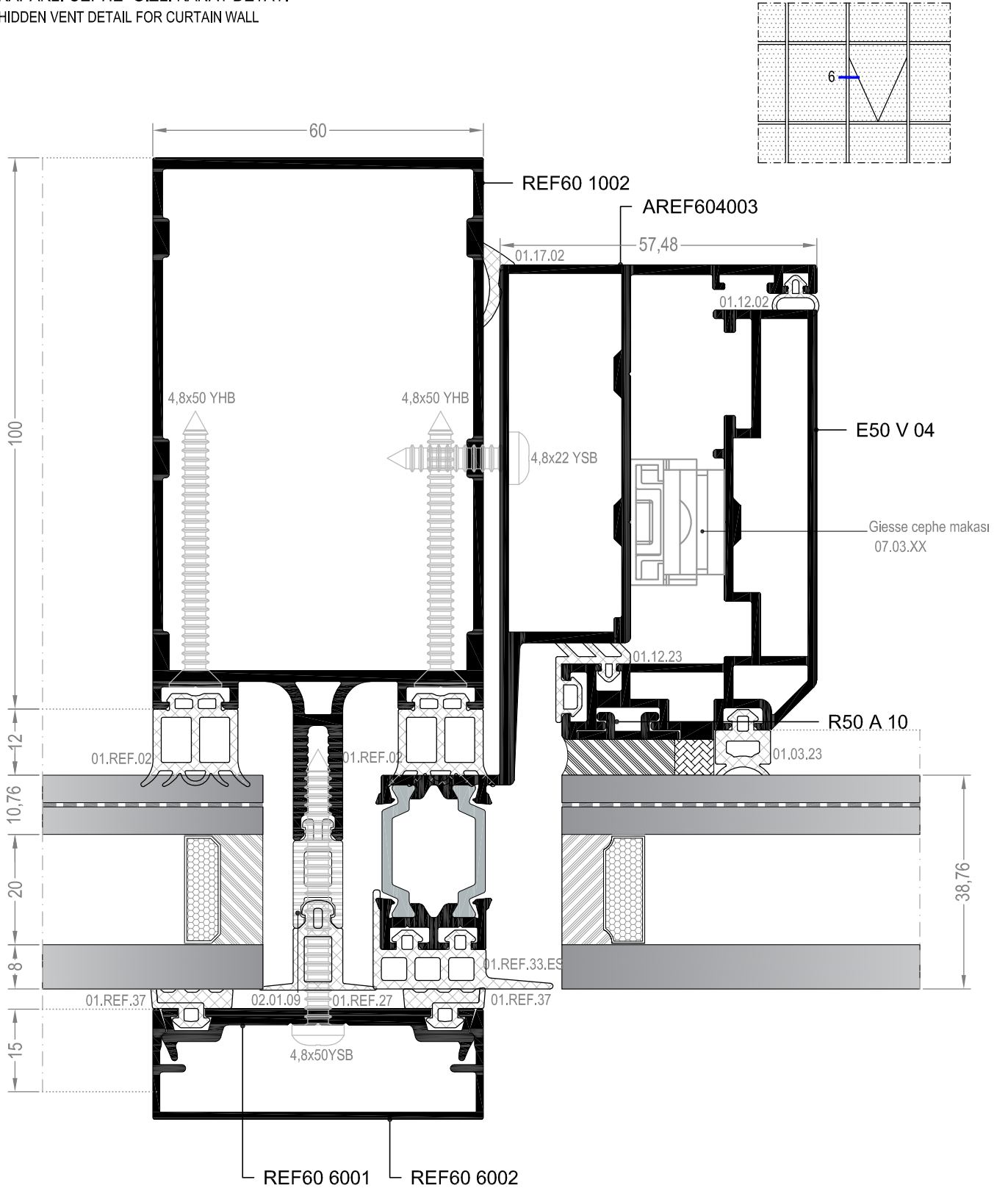
KAPAKLI CEPHE GIZLİ KANAT DETAYI
HIDDEN VENT DETAIL FOR CURTAIN WALL



5A DETAYI
DETAIL

DIŞ
(OUTSIDE) ➔

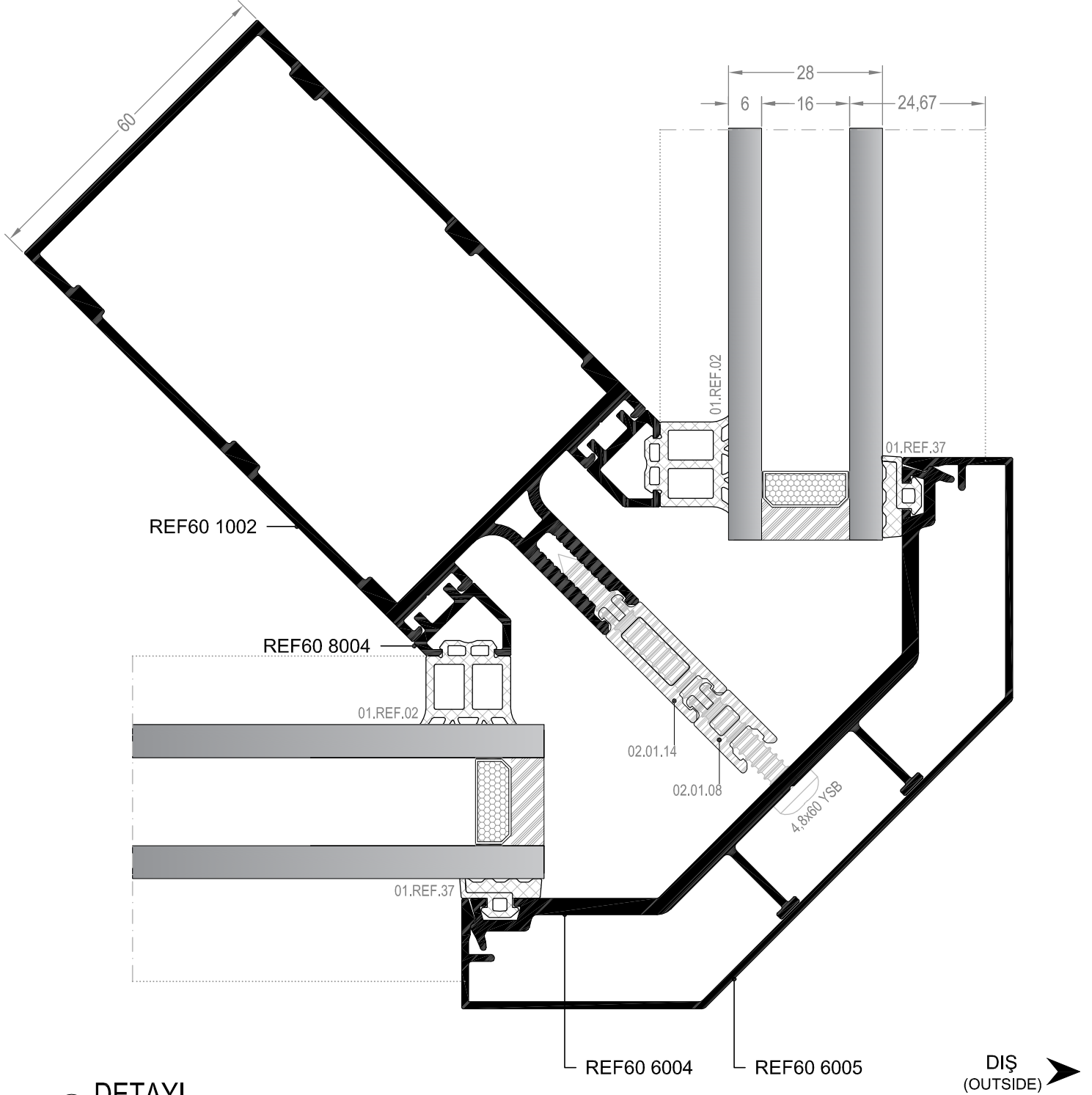
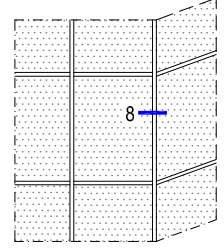
KAPAKLI CEPHE GİZLİ KANAT DETAYI HIDDEN VENT DETAIL FOR CURTAIN WALL



⑥ DETAYI
DETAIL

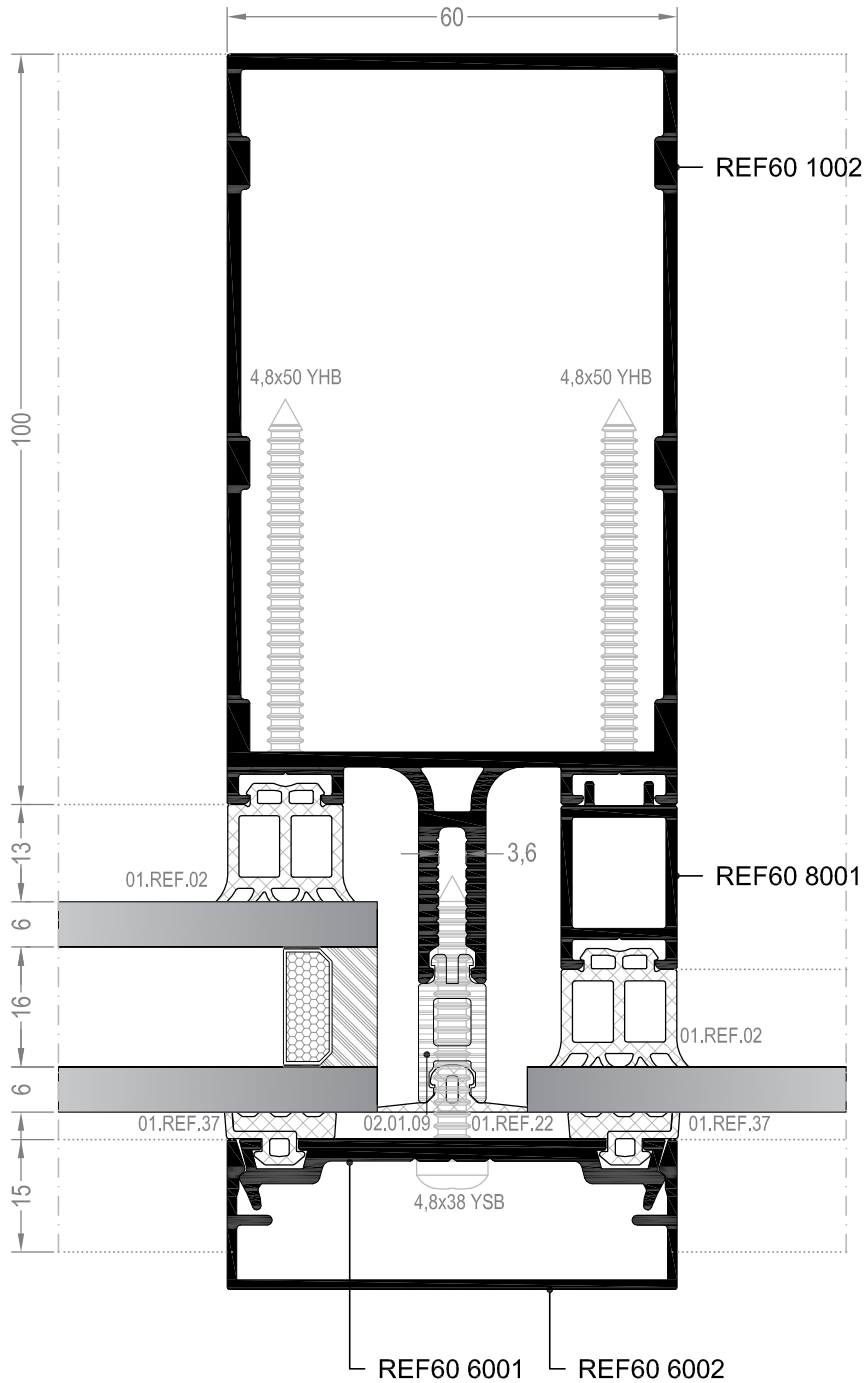
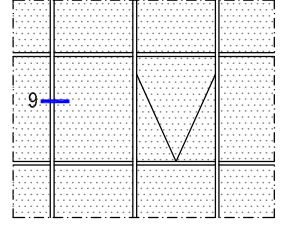
DIŞ
(OUTSIDE)

KAPAKLI CEPHE KÖŞE DETAYI CORNER DETAIL



8 DETAYI
DETAIL

KAPAKLI CEPHE DÜŞEY DETAYI CURTAIN WALL VERTICAL DETAIL



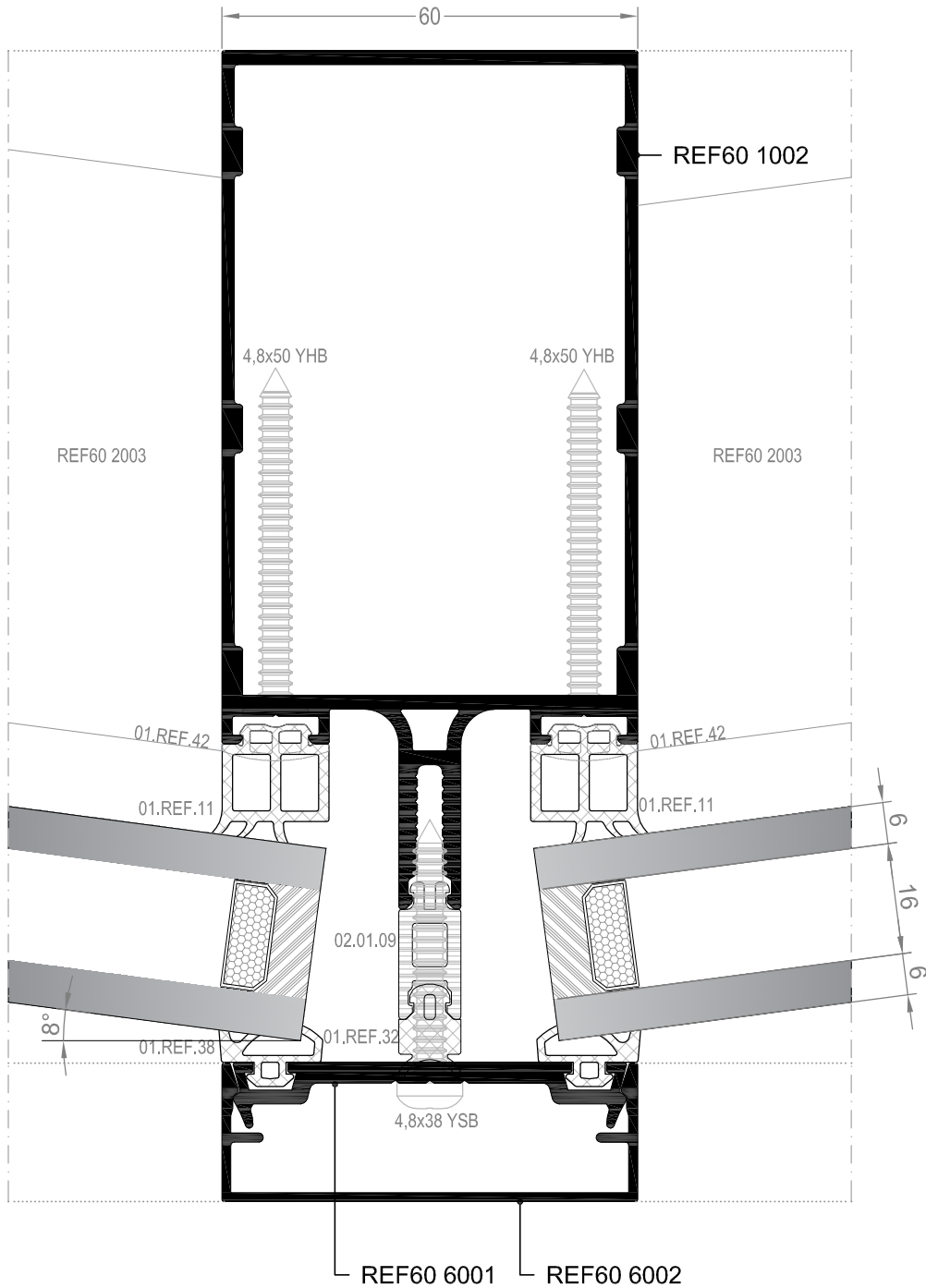
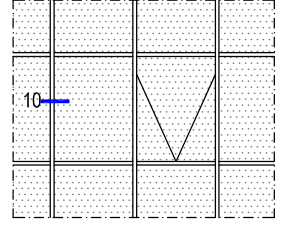
9 DETAYI
DETAIL

Tarih/Date: Ocak/January 2020

DIŞ
(OUTSIDE)

Sayfa/Page: C - 10

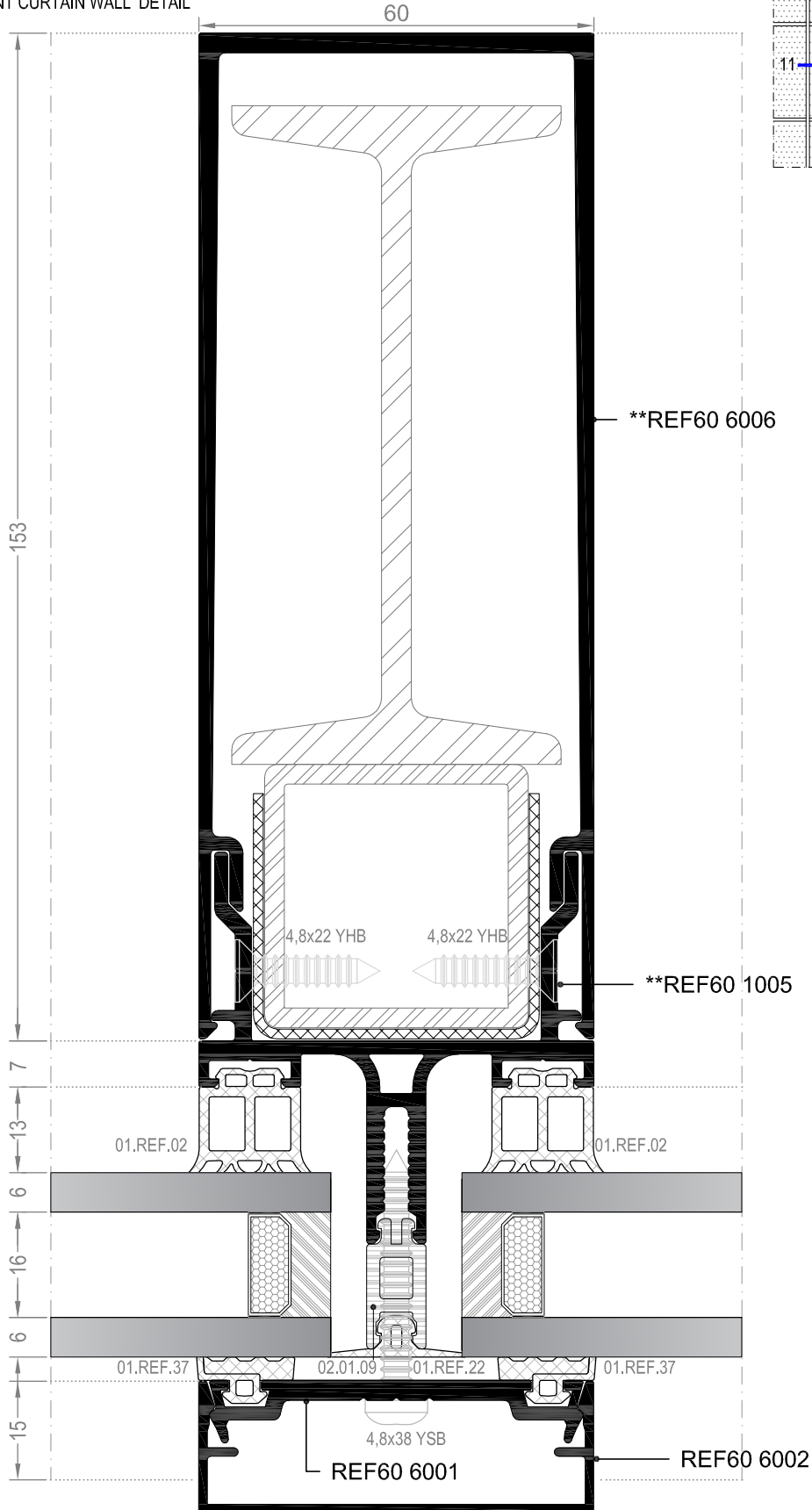
KAPAKLI CEPHE DÜŞEY DETAYI CURTAIN WALL VERTICAL DETAIL



10 DETAYI
DETAIL

DIŞ
(OUTSIDE)

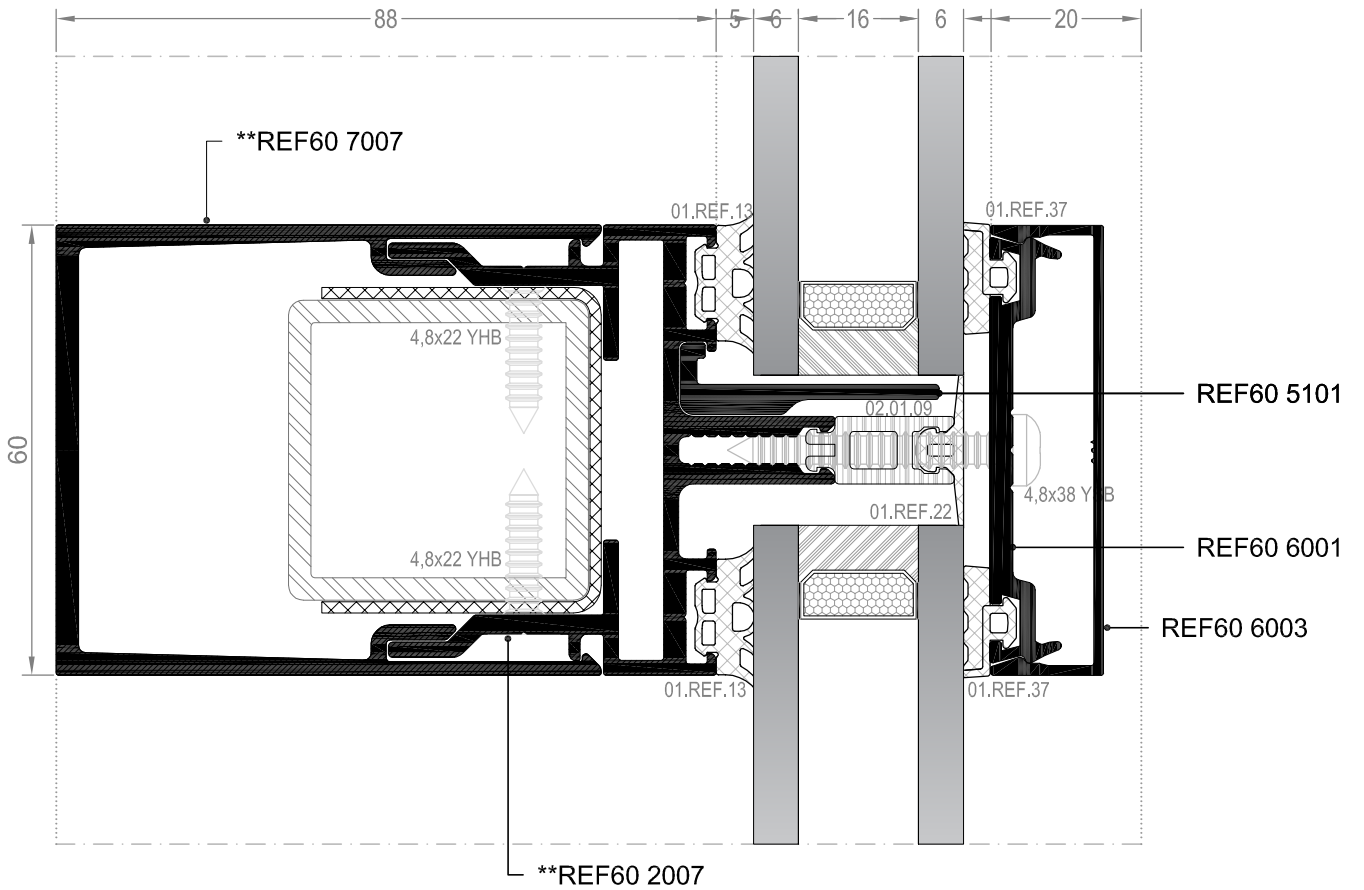
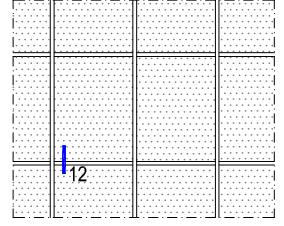
KAPAKLI CEPHE ÇELİK TAKVİYELİ DETAY
STEEL REINFORCEMENT CURTAIN WALL DETAIL



11 DETAYI
DETAIL

**REF60 6006 ve REF60 1005 kodlu profillerin kalıpları aktif değildir. Sipariş üzerine yapılacaktır.
**Molds of REF60 6006 and REF60 1005 coded profiles are not active. It will be produced by order.

KAPAKLI CEPHE ÇELİK TAKVİYELİ DETAY STEEL REINFORCEMENT CURTAIN WALL DETAIL



**REF60 7007 ve REF60 2007 kodlu profillerin kalıpları aktif değildir. Sipariş üzerine yapılacaktır.
**Molds of REF60 7007 and REF60 2007 coded profiles are not active. It will be produced by order.

MİMARİ KATALOG
ARCHITECTURAL CATALOGUE

Alüminyum Kapı Pencere ve Giydirme Cephe Sistemleri
Aluminium Window Doors and Facade Systems

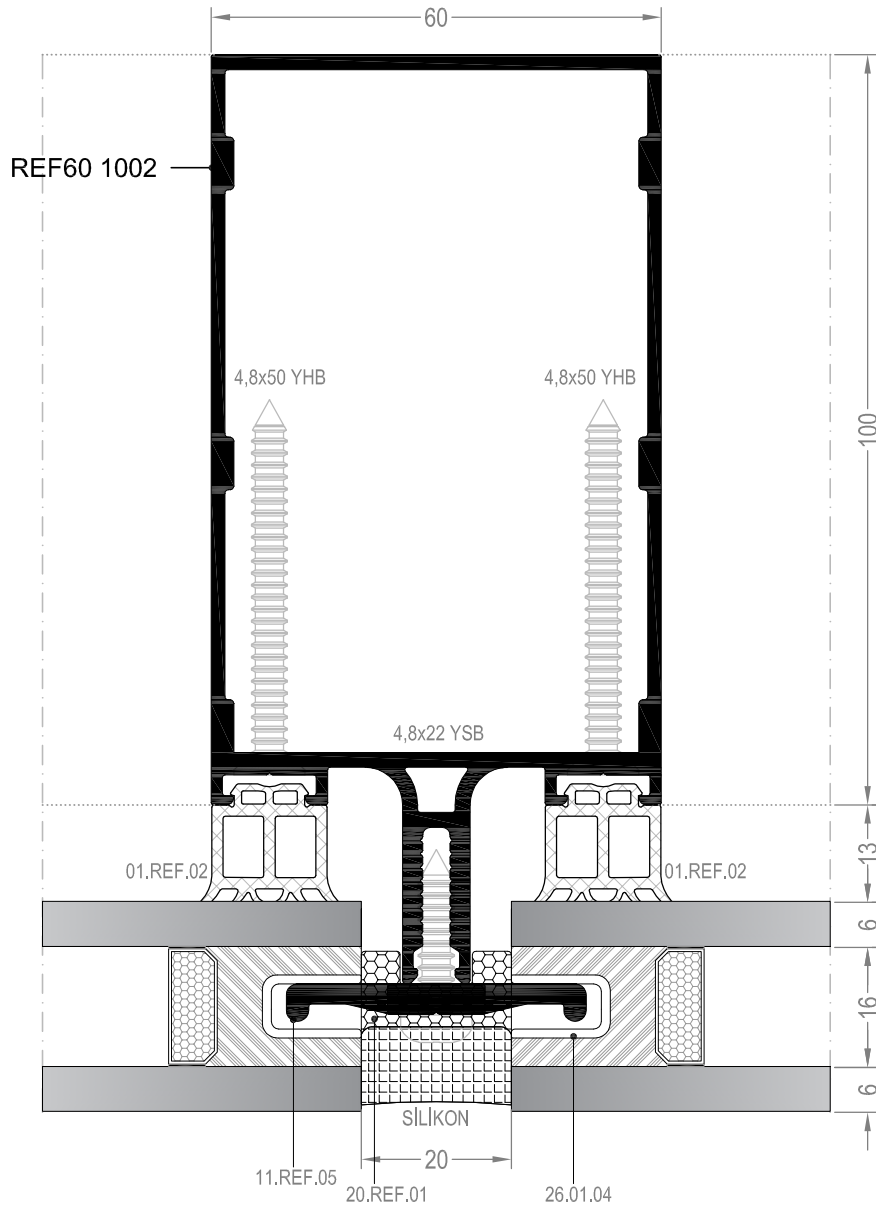
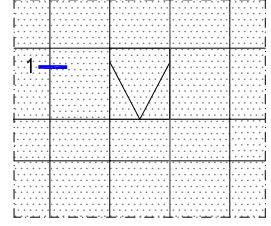
REF60s

SİLİKON CEPHE SİSTEMİ
STRUCTURAL GLAZING CURTAIN WALL SYSTEM

DETAYLAR

DETAILS

SİLİKON CEPHE DÜŞEY DETAYI STRUCTURAL GLAZING VERTICAL DETAIL



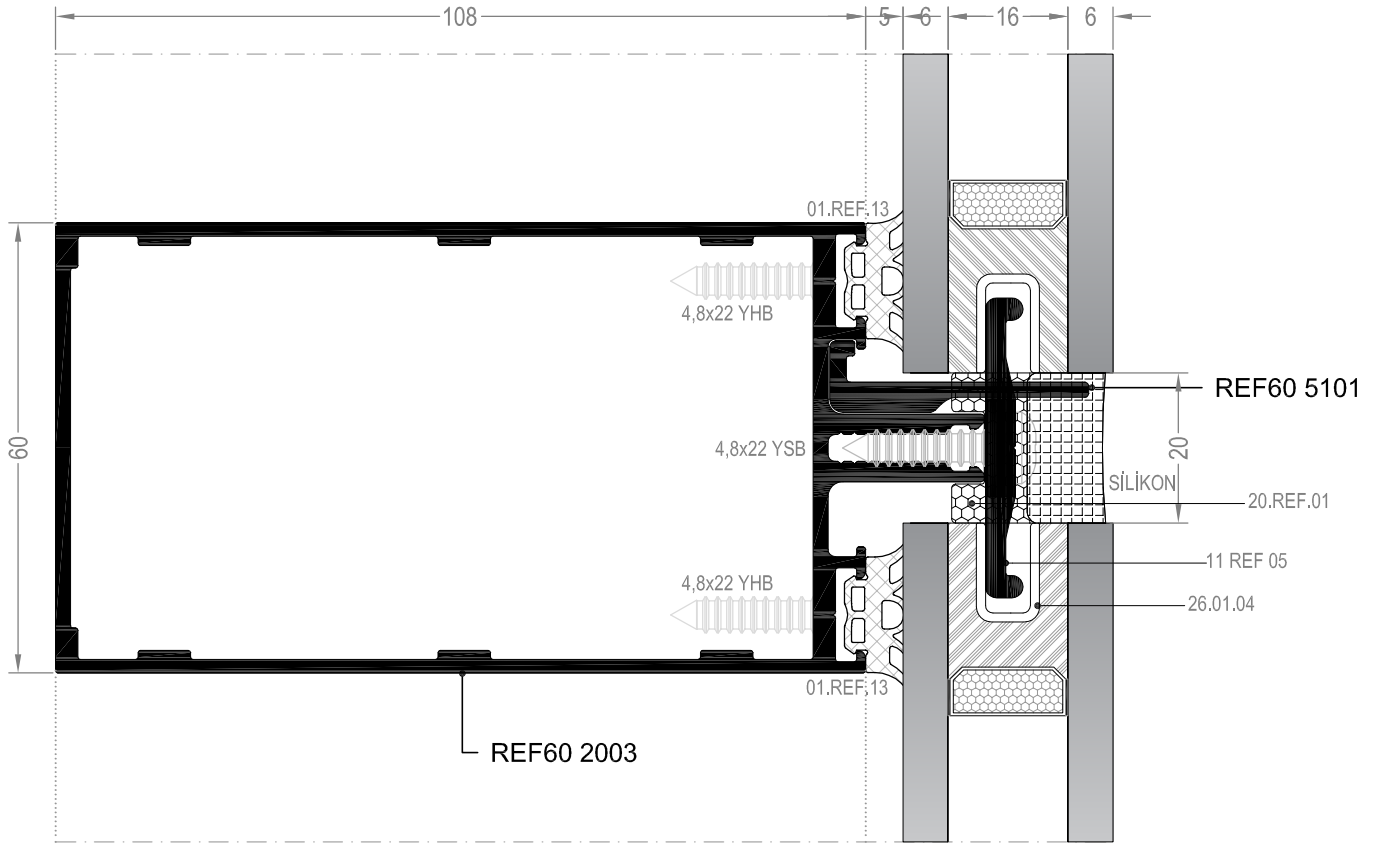
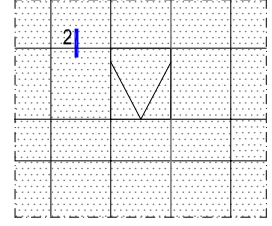
① DETAYI
DETAIL

Tarih/Date: Ocak/January 2020

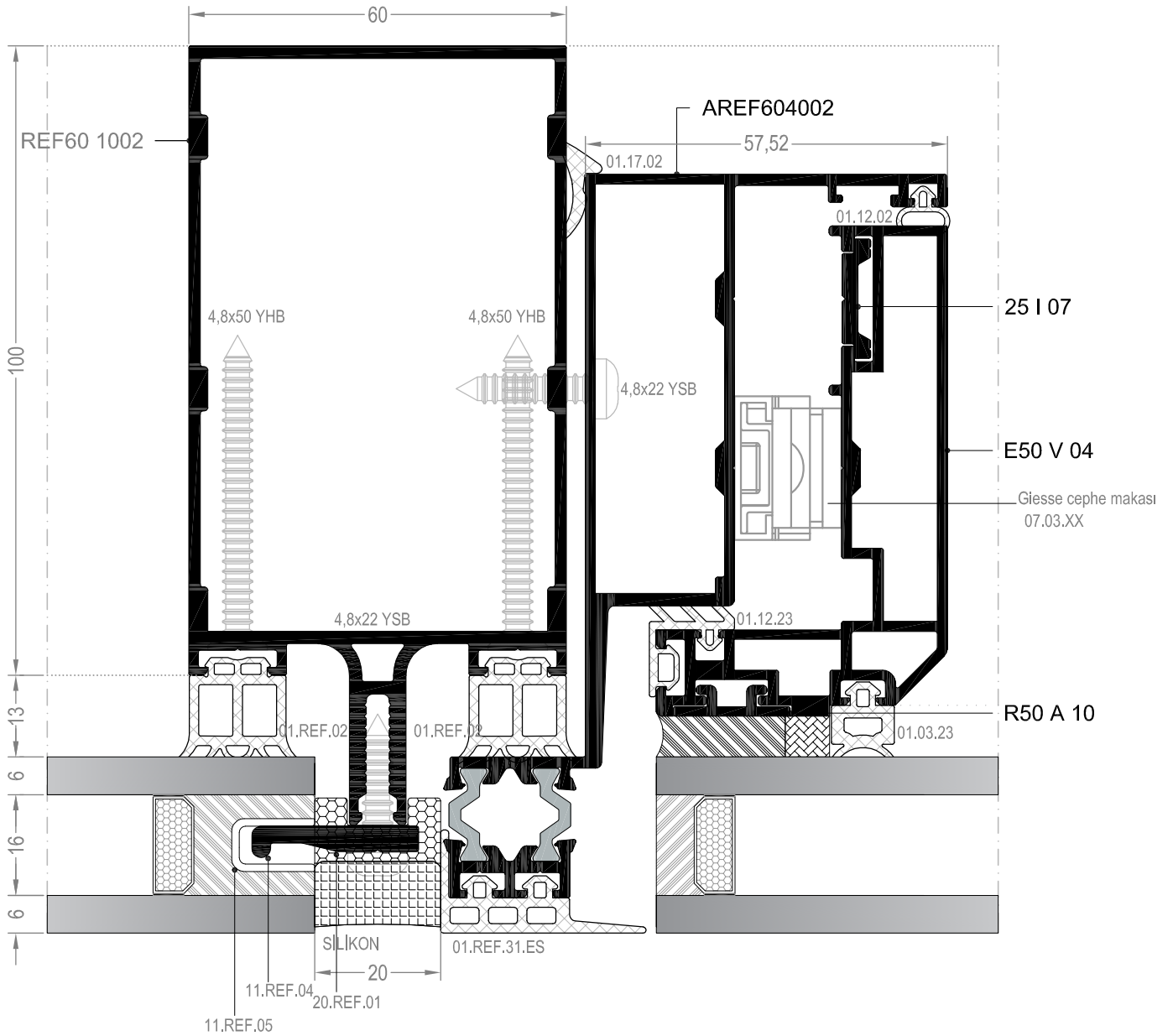
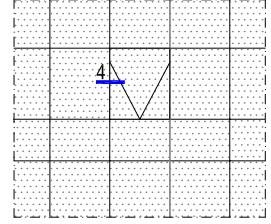
DIŞ
(OUTSIDE)

Sayfa/Page: C - 14

SİLİKON CEPHE YATAY DETAYI STRUCTURAL GLAZING HORIZONTAL DETAIL



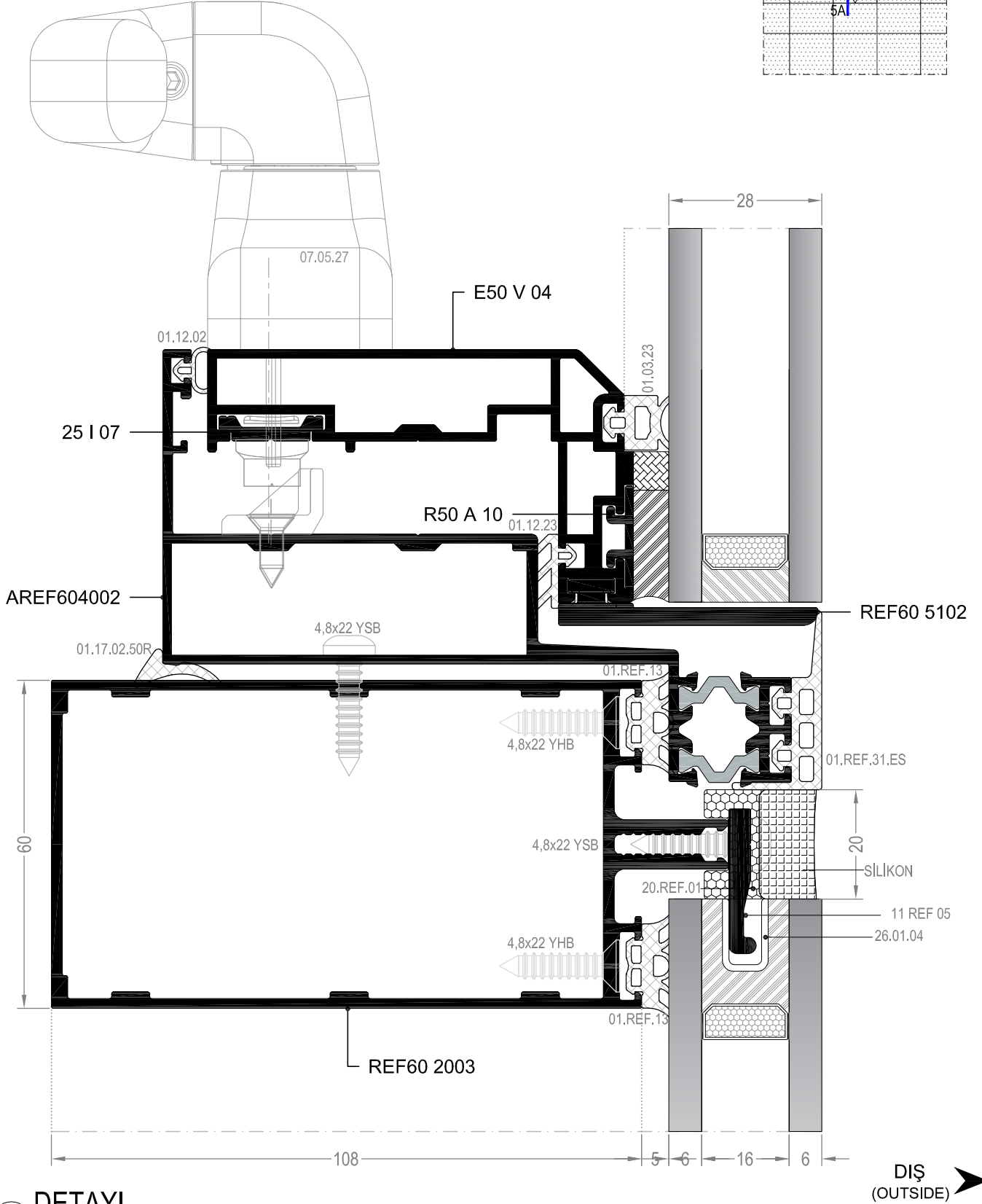
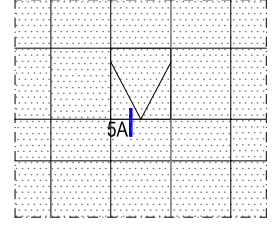
SİLİKON CEPHE GİZLİ KANAT DETAYI STRUCTURAL GLAZING HIDDEN VENT DETAIL



④ DETAYI
DETAIL

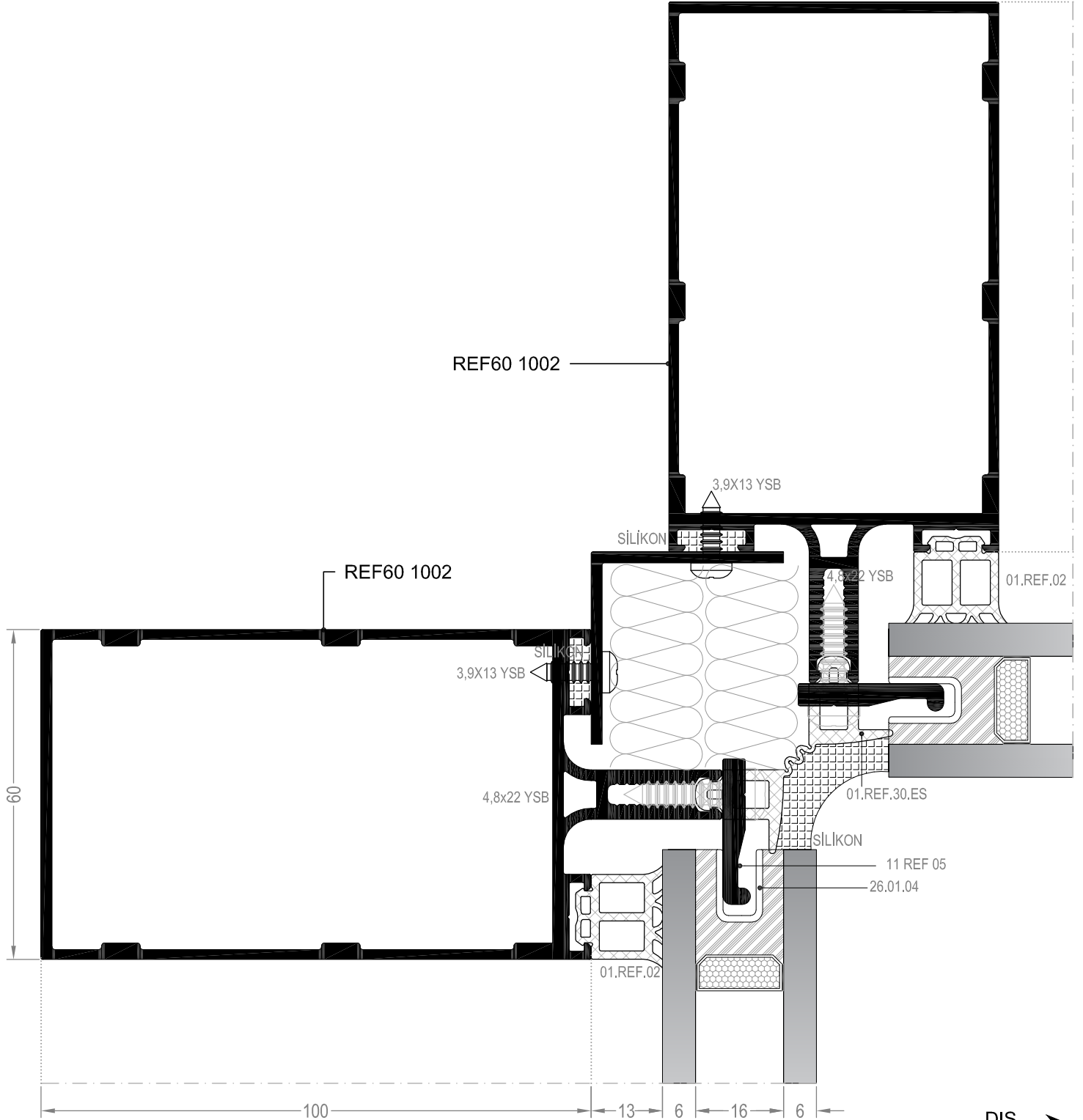
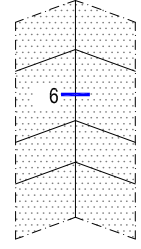
DIŞ
(OUTSIDE)

SİLİKON CEPHE GİZLİ KANAT DETAYI STRUCTURAL GLAZING HIDDEN VENT DETAIL



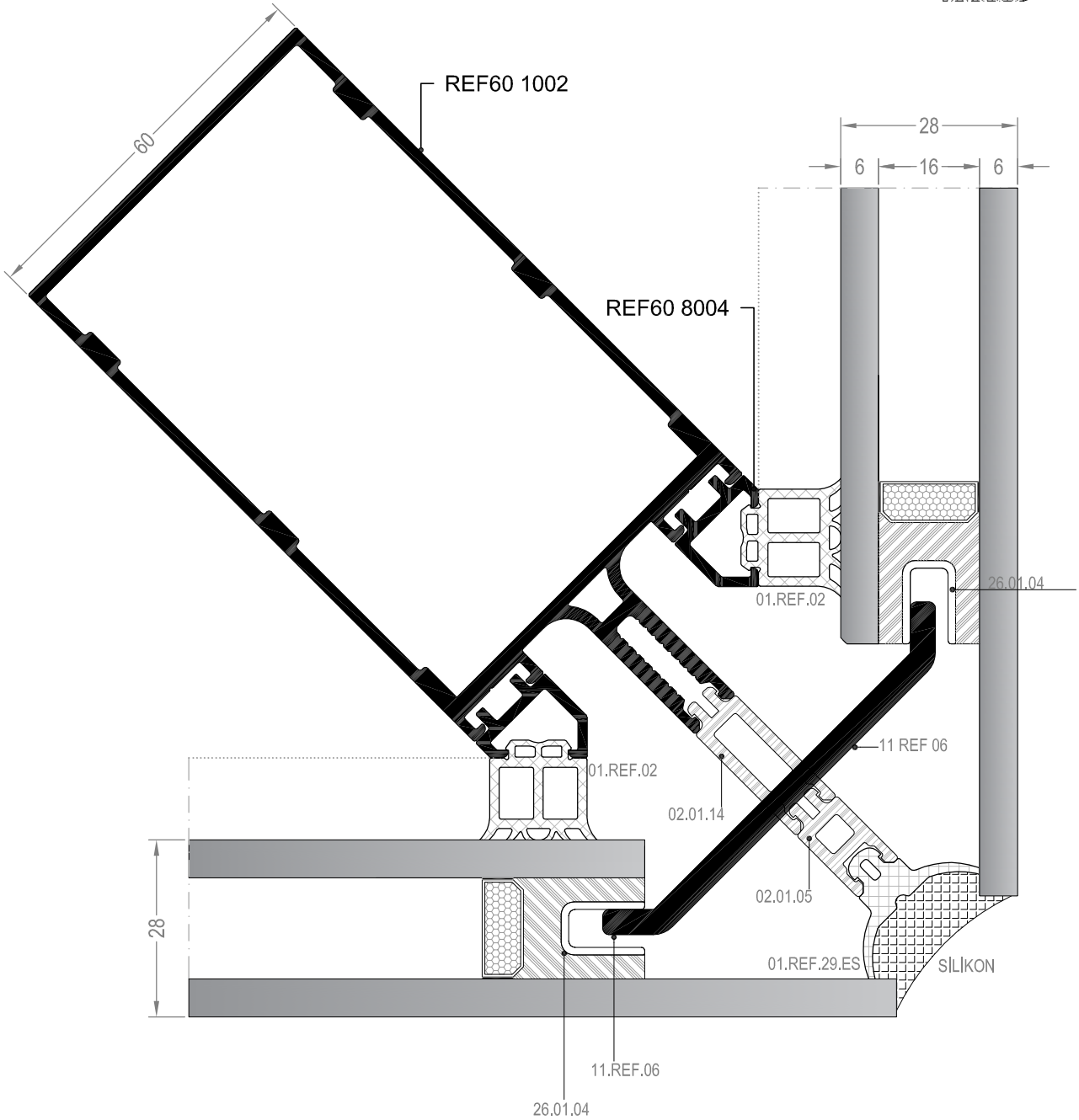
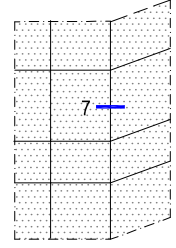
5A DETAYI
DETAIL

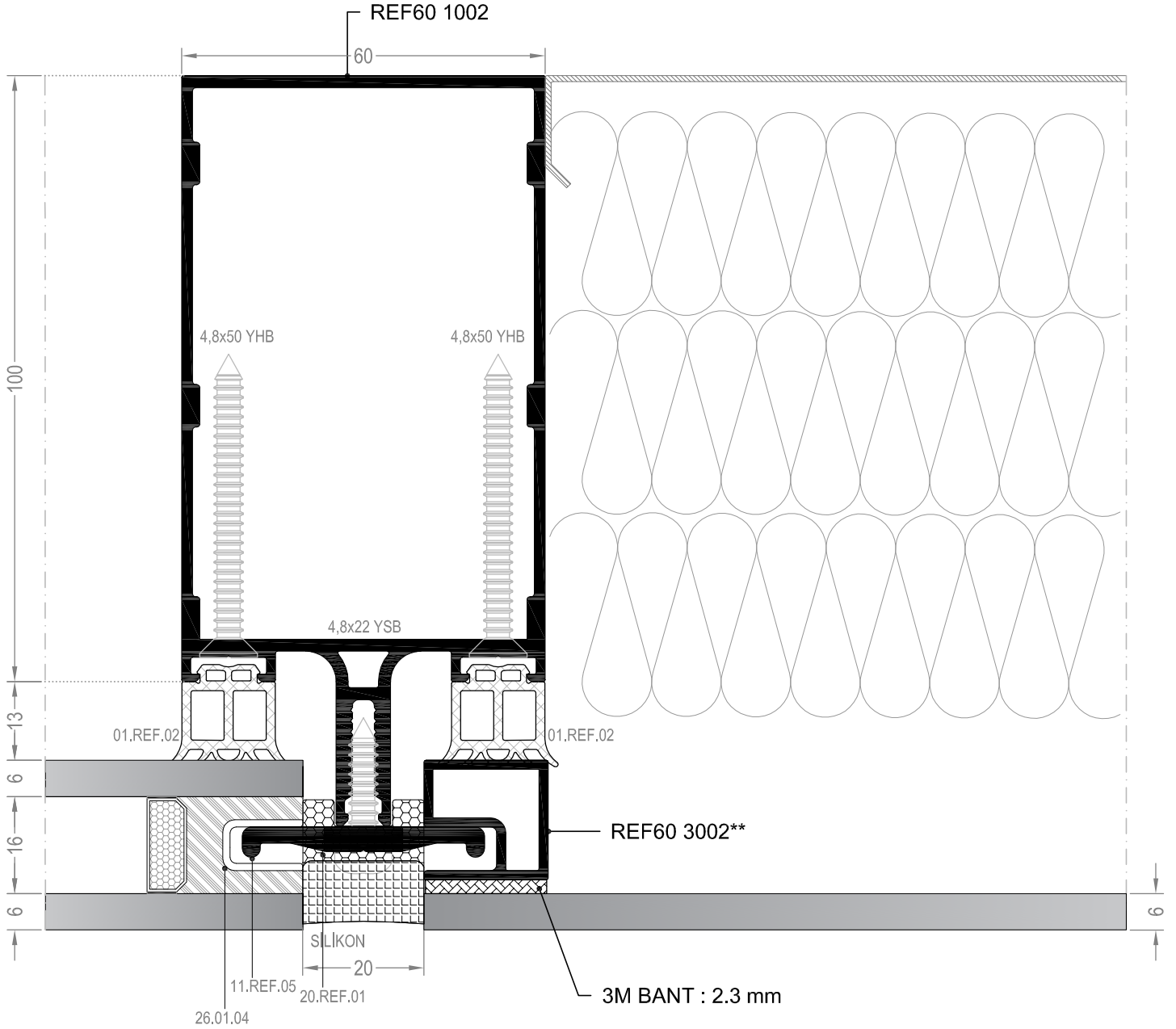
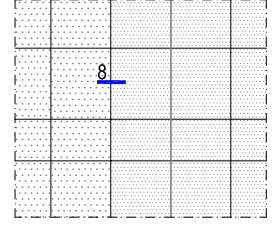
SİLİKON CEPHE KÖŞE DÖNÜŞ DETAYI
STRUCTURAL GLAZING CORNER DETAIL



⑥ DETAYI
DETAIL

SİLİKON CEPHE KÖŞE DÖNÜŞ DETAYI STRUCTURAL GLAZING CORNER DETAIL

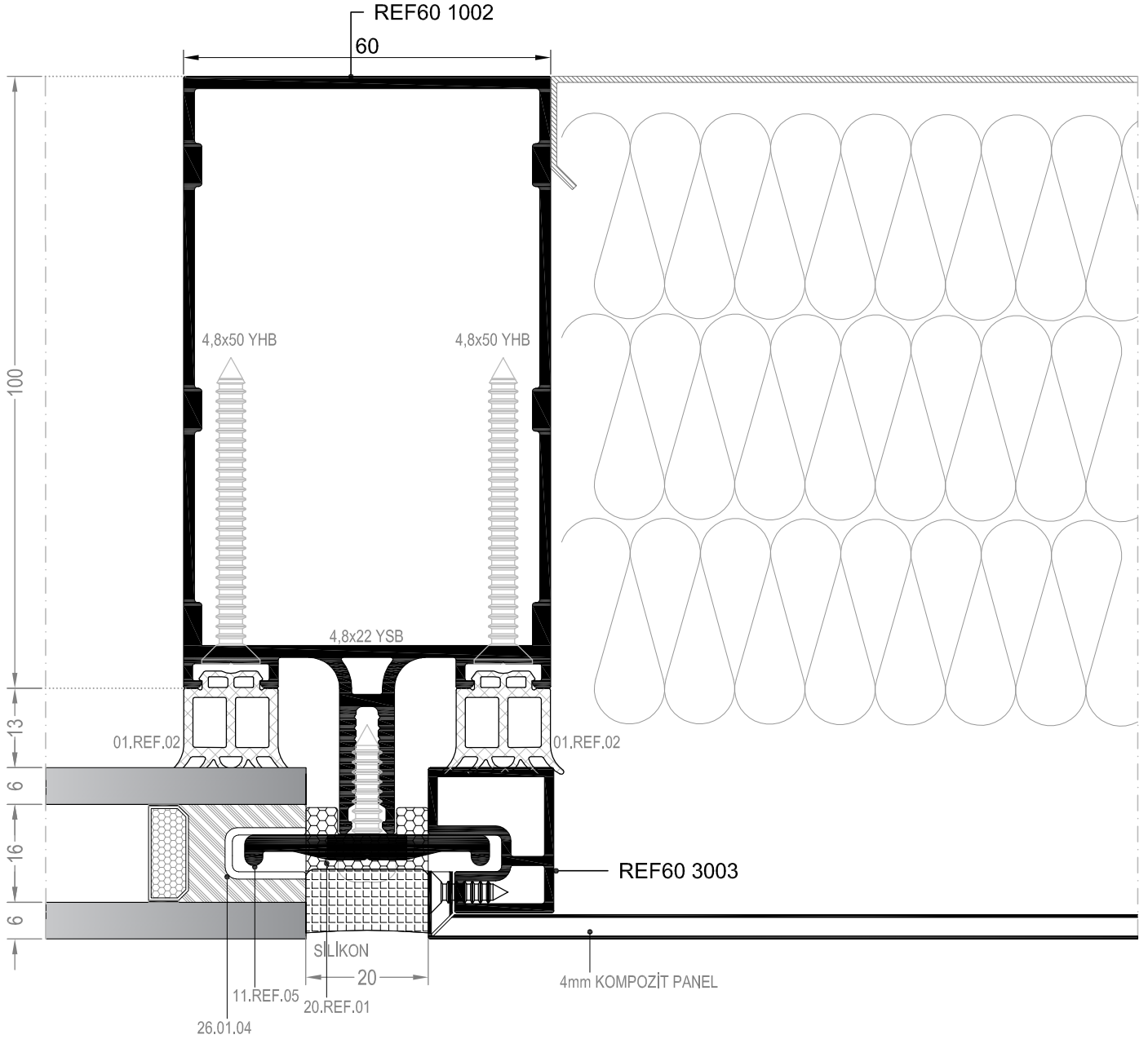
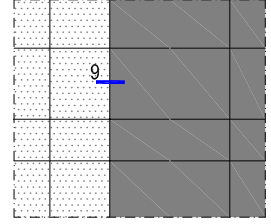




**Kalıp aktif değildir. Sipariş üzerine yapılacaktır.
**The die is not active. It will be produced by order.

⑧ DETAYI
DETAIL

DIŞ
(OUTSIDE)



9 DETAYI
DETAIL

DIŞ
(OUTSIDE)

MİMARİ KATALOG
ARCHITECTURAL CATALOGUE

Alüminyum Kapı Pencere ve Giydirme Cephe Sistemleri
Aluminium Window Doors and Facade Systems

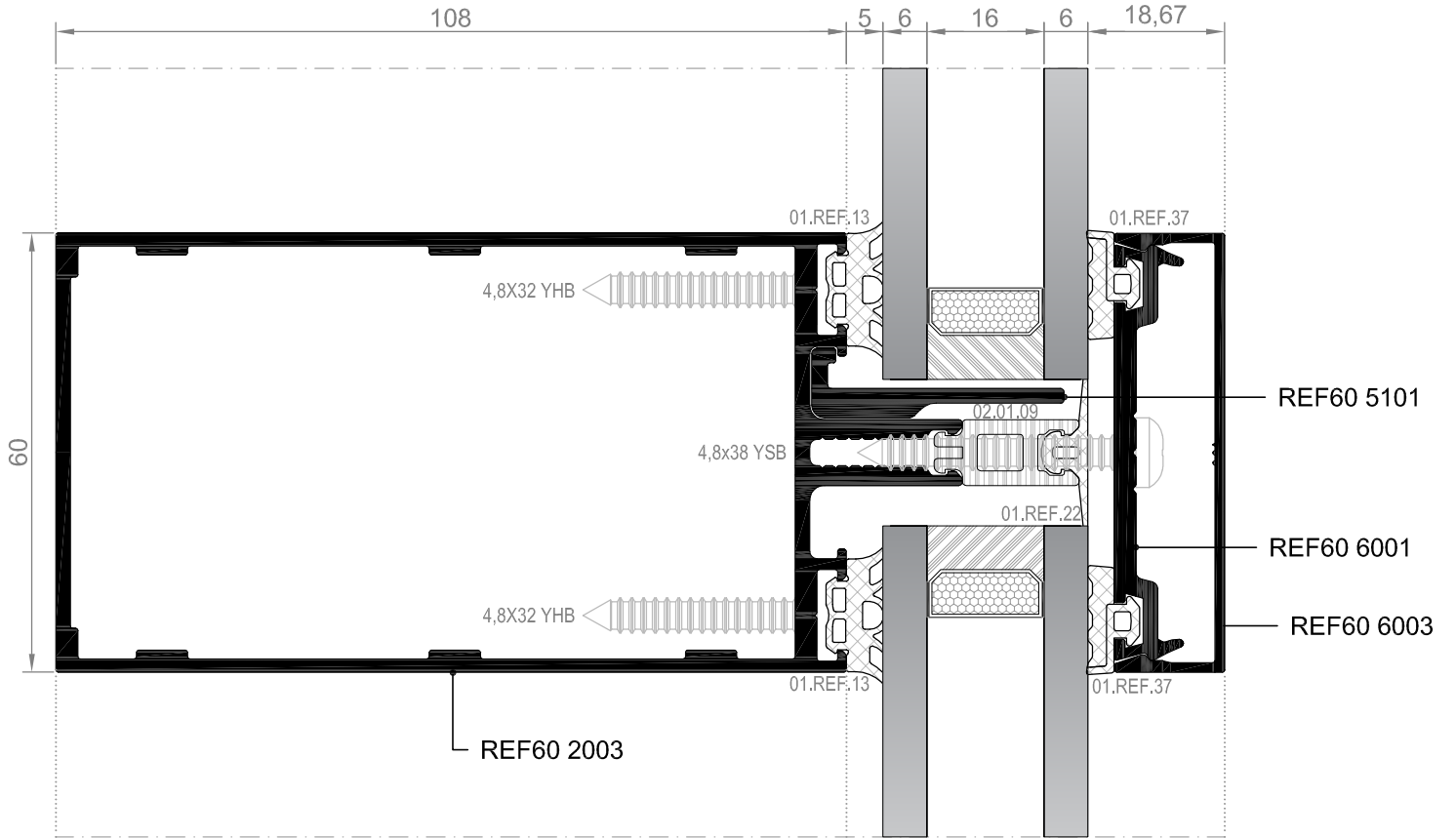
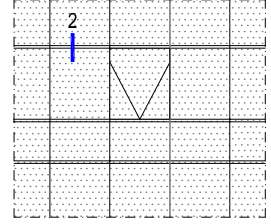
REF60ss

YARI KAPAKLI CEPHE SİSTEMİ
SEMI STRUCTURAL CURTAIN WALL SYSTEM

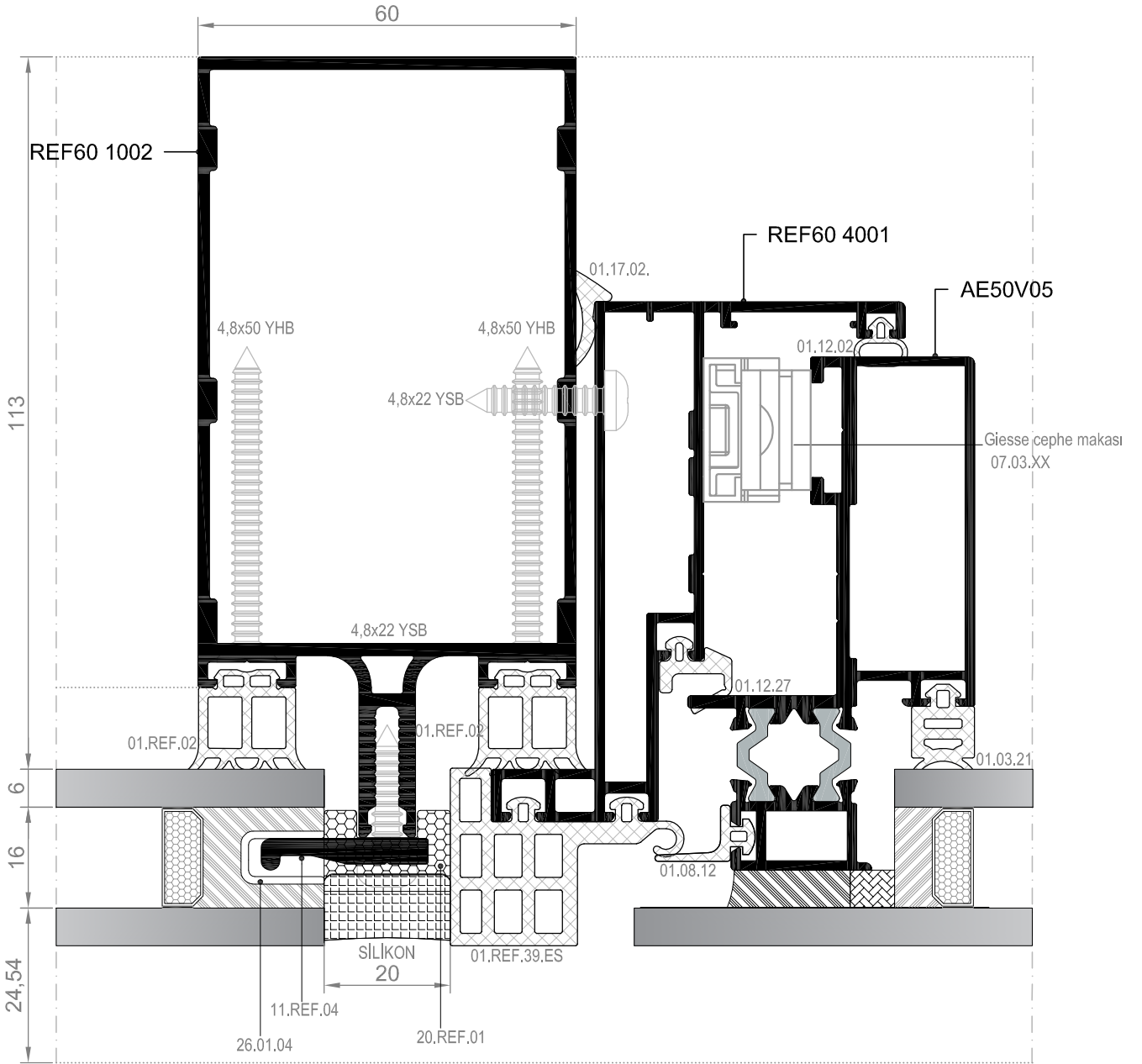
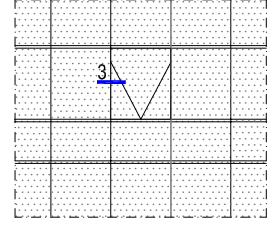
DETAYLAR

DETAILS

DÜŞEY SİLİKON YATAY KAPAKLI SİSTEM YATAY DETAYI SEMI STRUCTURAL SYSTEM HORIZONTAL DETAIL



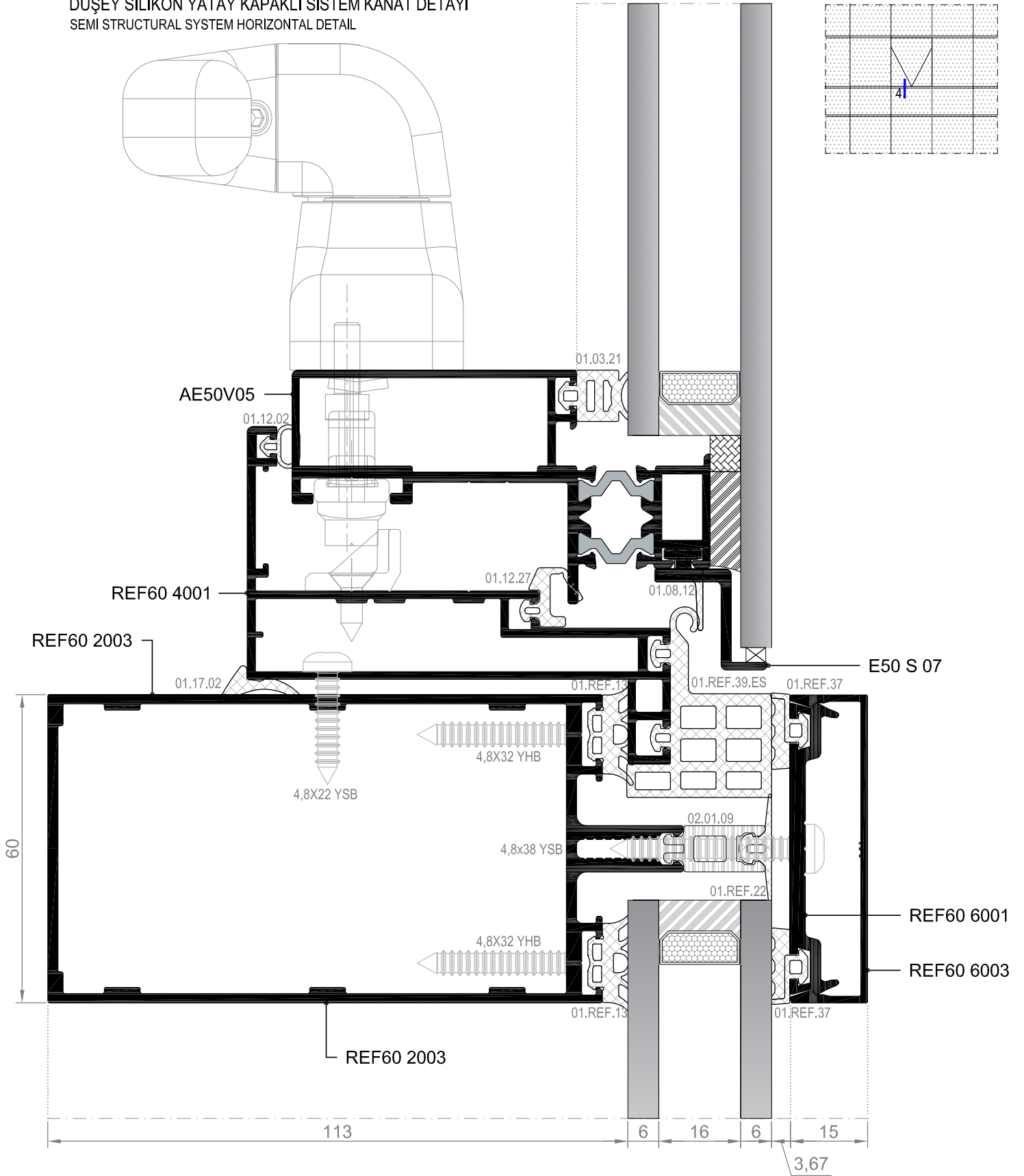
DÜŞEY SİLİKON YATAY KAPAKLI SİSTEM KANAT DETAYI SEMI STRUCTURAL SYSTEM HORIZONTAL DETAIL



③ DETAYI
DETAIL

DIŞ
(OUTSIDE)

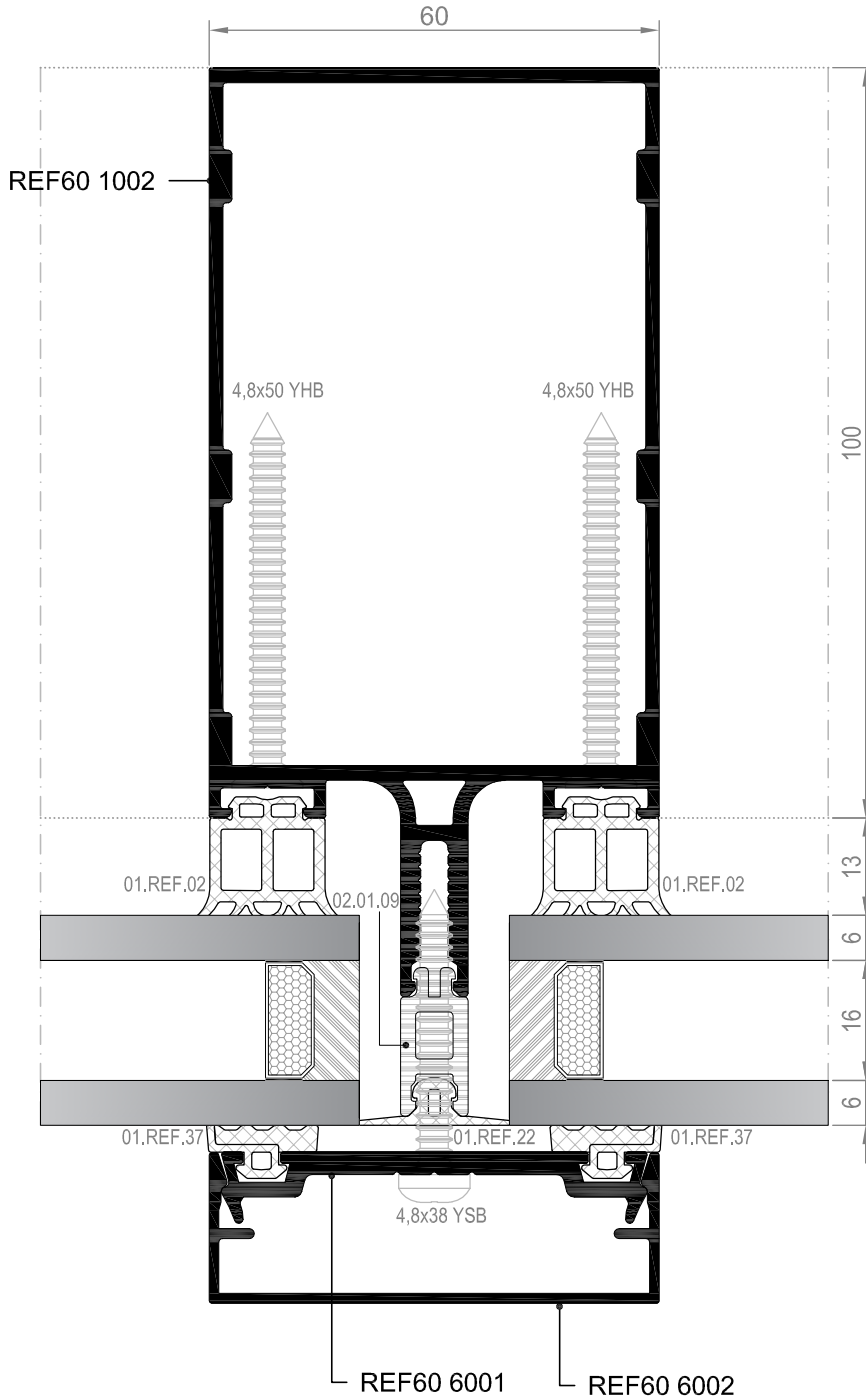
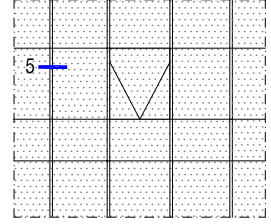
DÜŞEY SİLİKON YATAY KAPAKLI SİSTEM KANAT DETAYI SEMI STRUCTURAL SYSTEM HORIZONTAL DETAIL



④ DETAYI
DETAIL

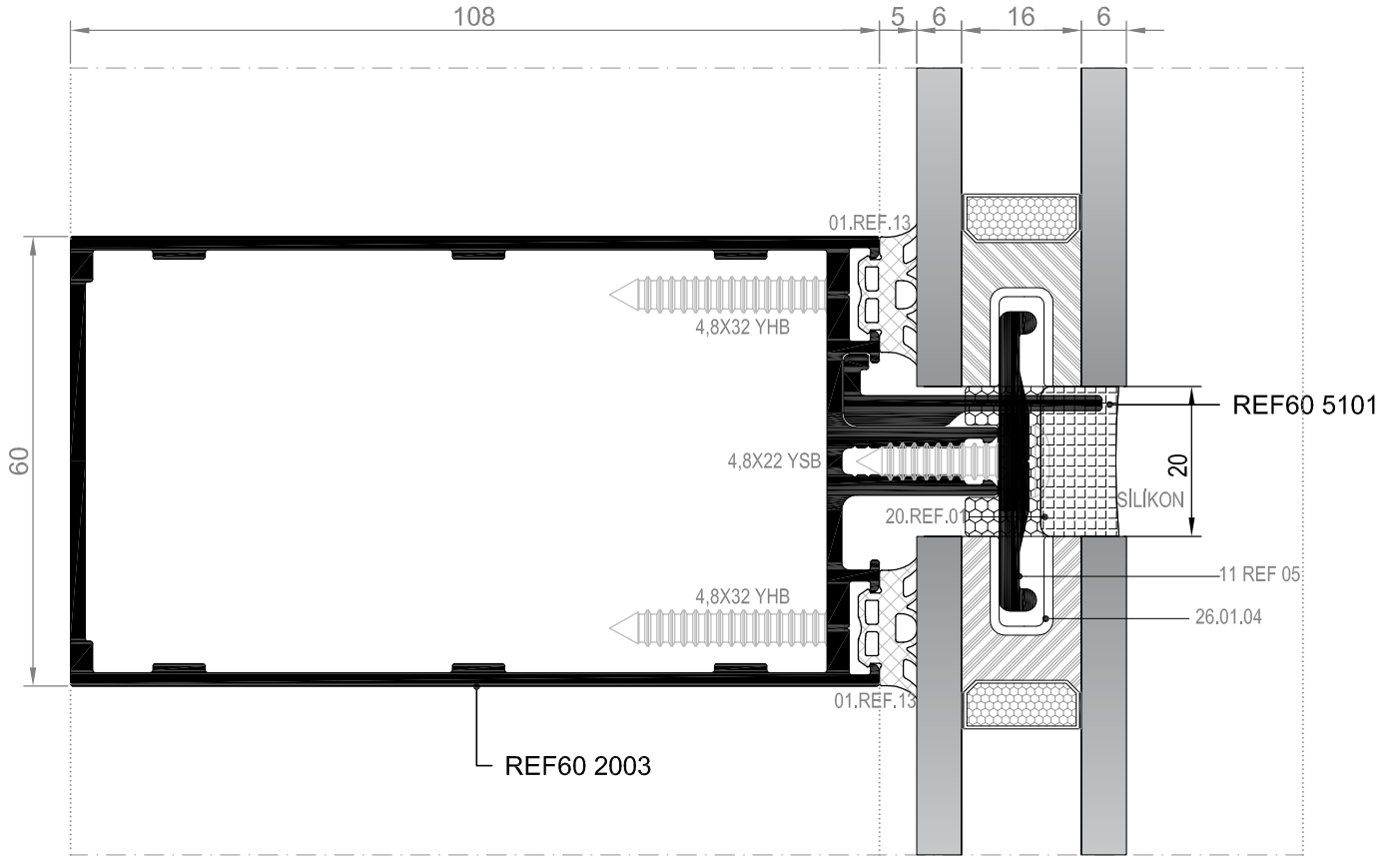
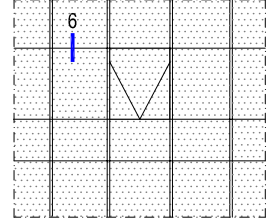
DIŞ
(OUTSIDE) ➔

DÜŞEY KAPAKLI YATAY SİLİKON SİSTEM DÜŞEY DETAYI SEMI STRUCTURAL SYSTEM VERTICAL DETAIL

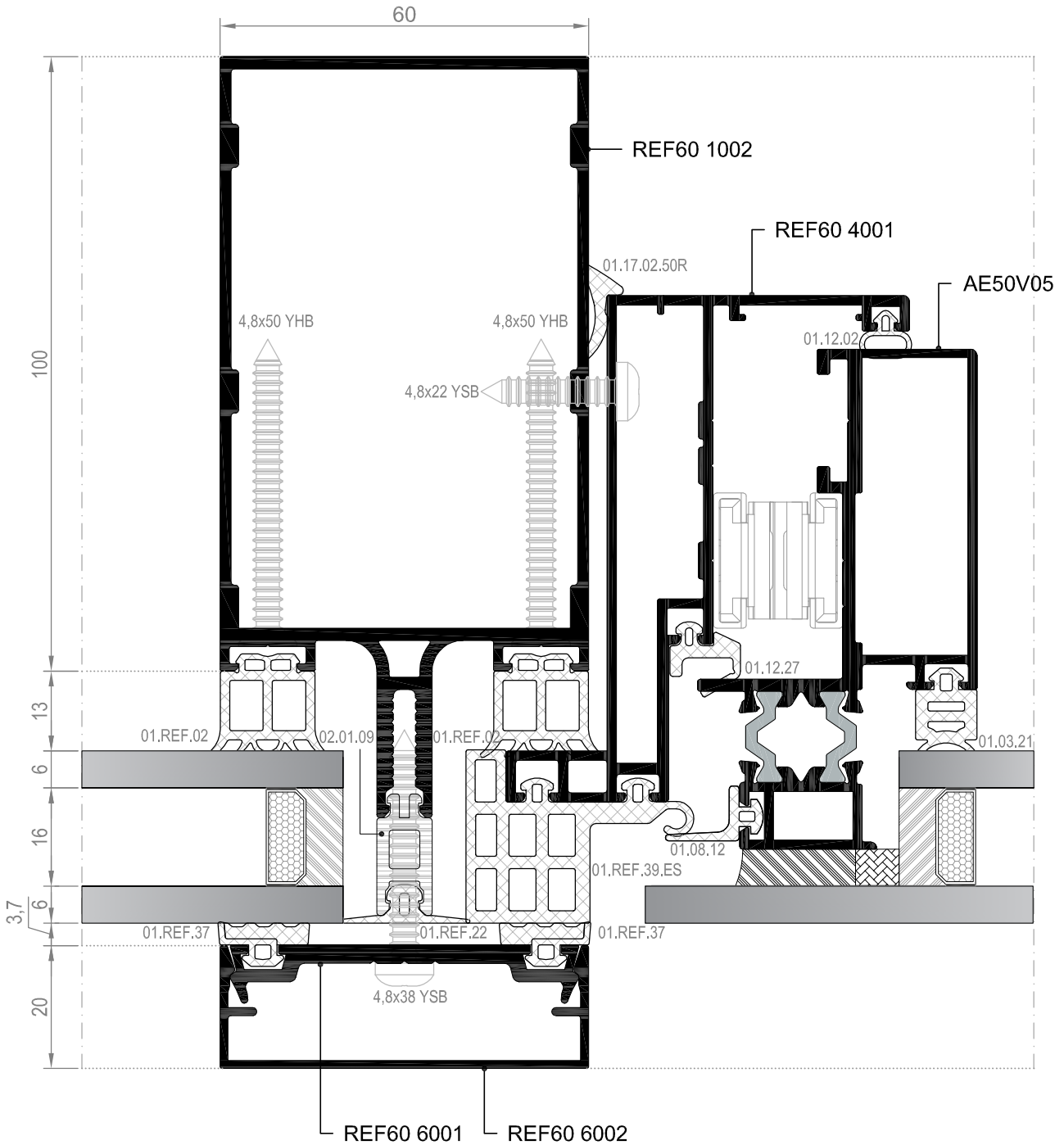
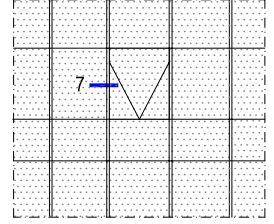


5 DETAYI
DETAIL

DÜŞEY KAPAKLI YATAY SİLİKON SİSTEM YATAY DETAYI SEMI STRUCTURAL SYSTEM HORIZONTAL DETAIL



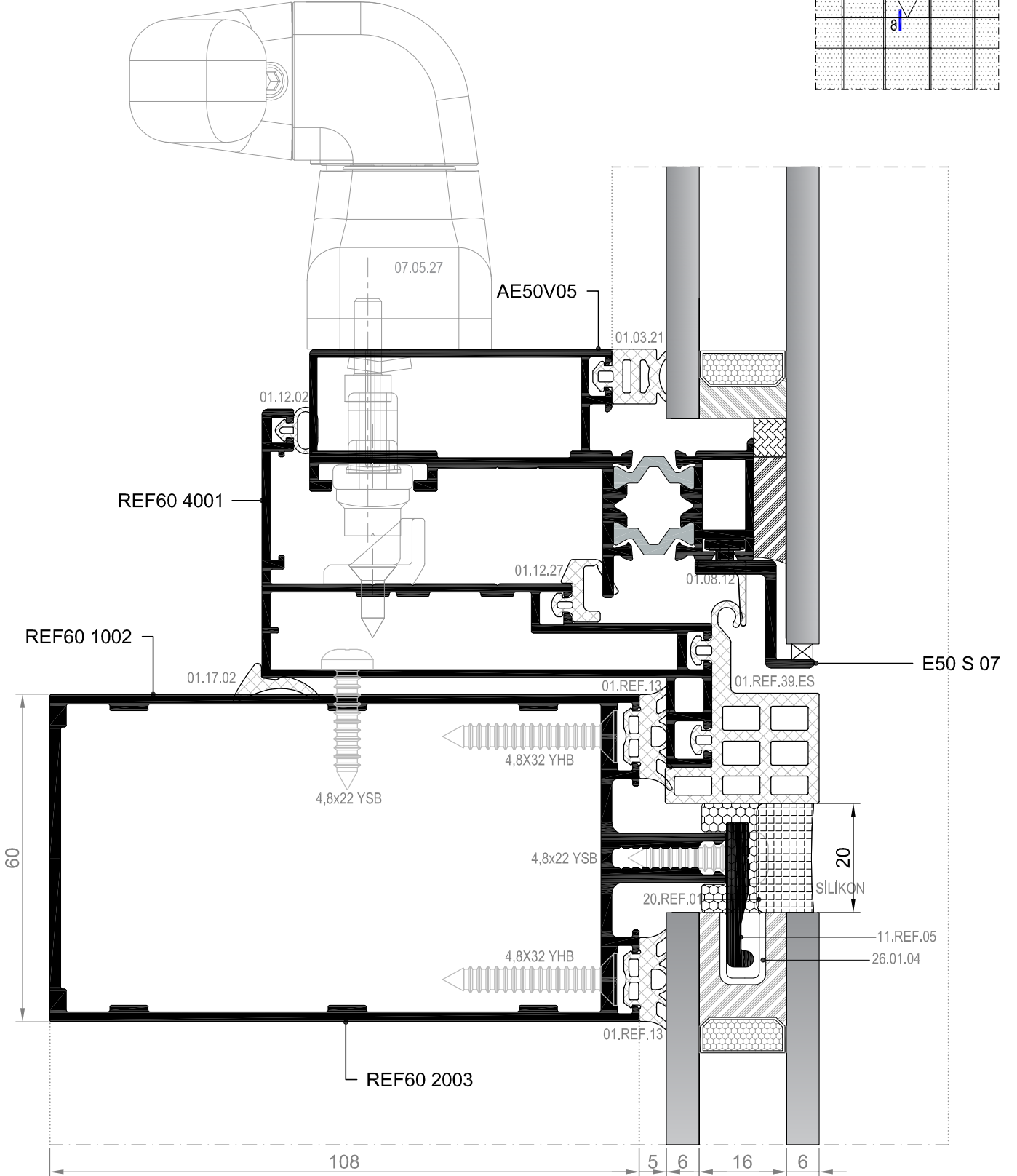
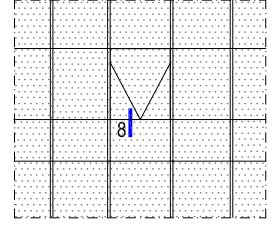
DÜŞEY KAPAKLI YATAY SİLİKON SİSTEM KANAT DETAYI SEMI STRUCTURAL SYSTEM VENT DETAIL



7 DETAYI
DETAIL

DIŞ
(OUTSIDE)

DÜŞEY KAPAKLI YATAY SİLİKON SİSTEM KANAT DETAYI SEMI STRUCTURAL SYSTEM VENT DETAIL



⑧ DETAYI
DETAIL

MİMARİ KATALOG
ARCHITECTURAL CATALOGUE

Alüminyum Kapı Pencere ve Giydirme Cephe Sistemleri
Aluminium Window Doors and Facade Systems

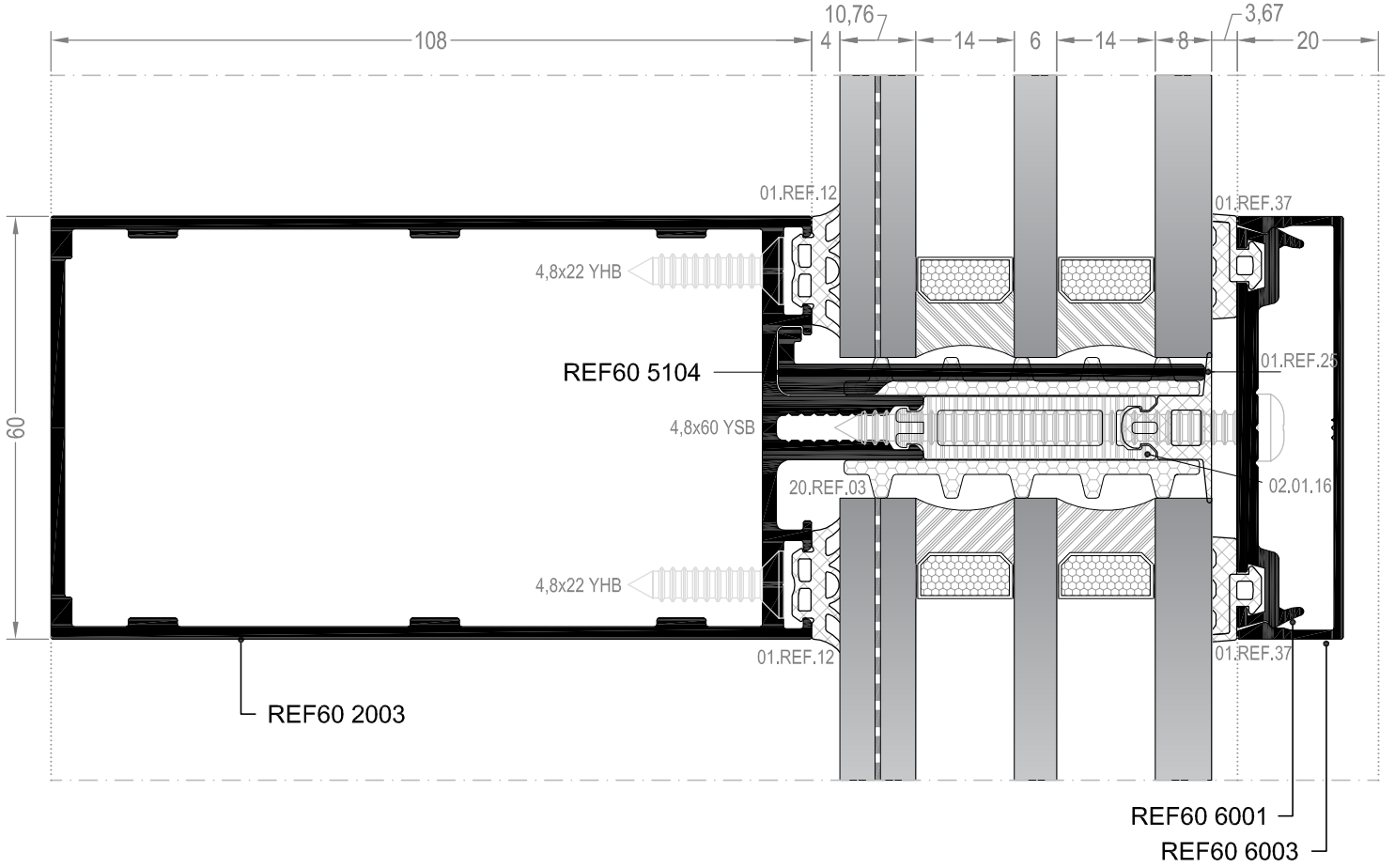
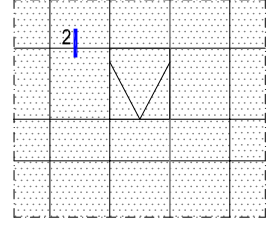
REF60CHI

YÜKSEK YALITIMLI KAPAKLI CEPHE SİSTEMİ
HIGH INSULATED CAPPED CURTAIN WALL SYSTEM

DETAYLAR

DETAILS

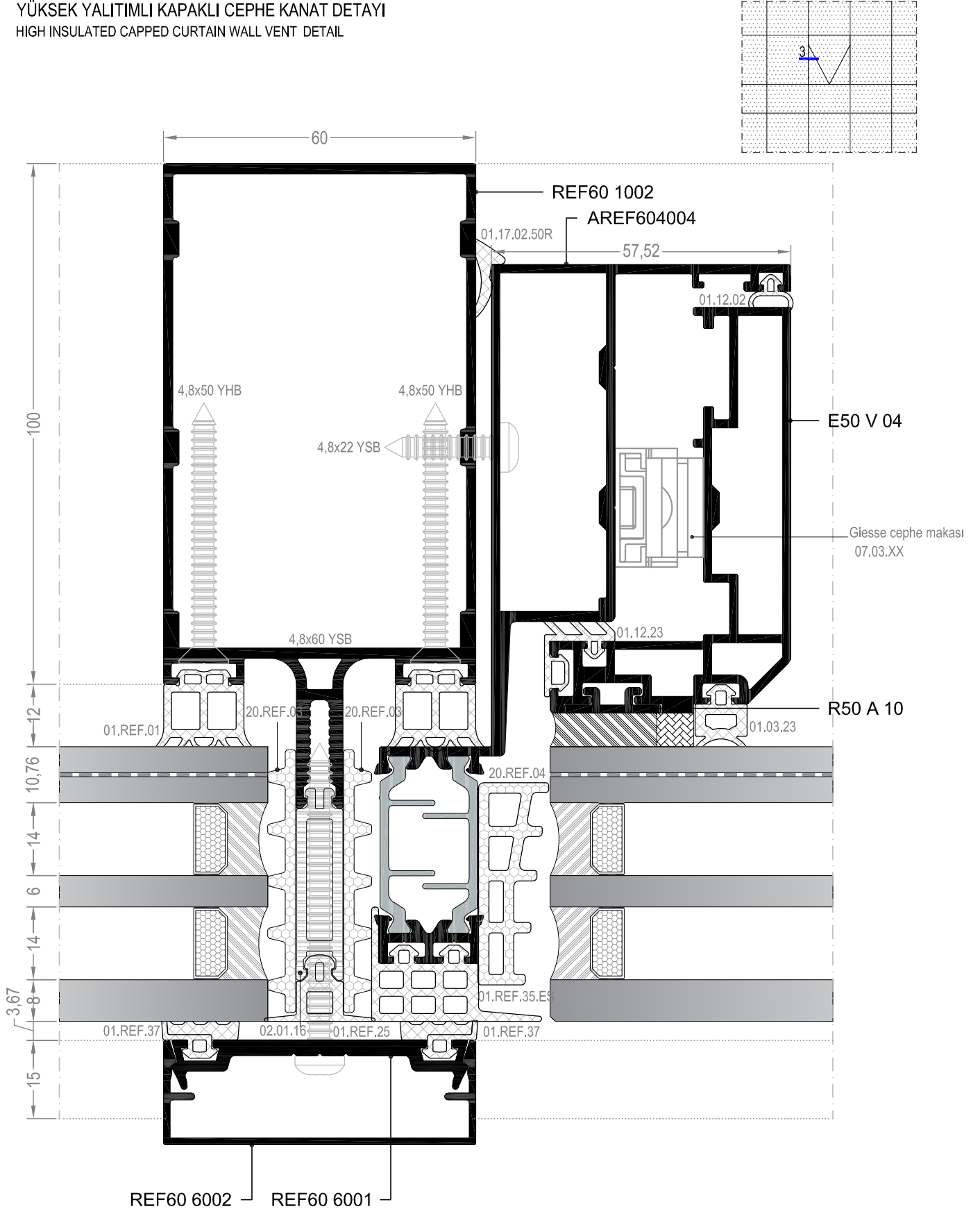
YÜKSEK YALITIMLI KAPAKLI CEPHE YATAY DETAYI
HIGH INSULATED CAPPED CURTAIN WALL HORIZONTAL DETAIL



② DETAYI
DETAIL

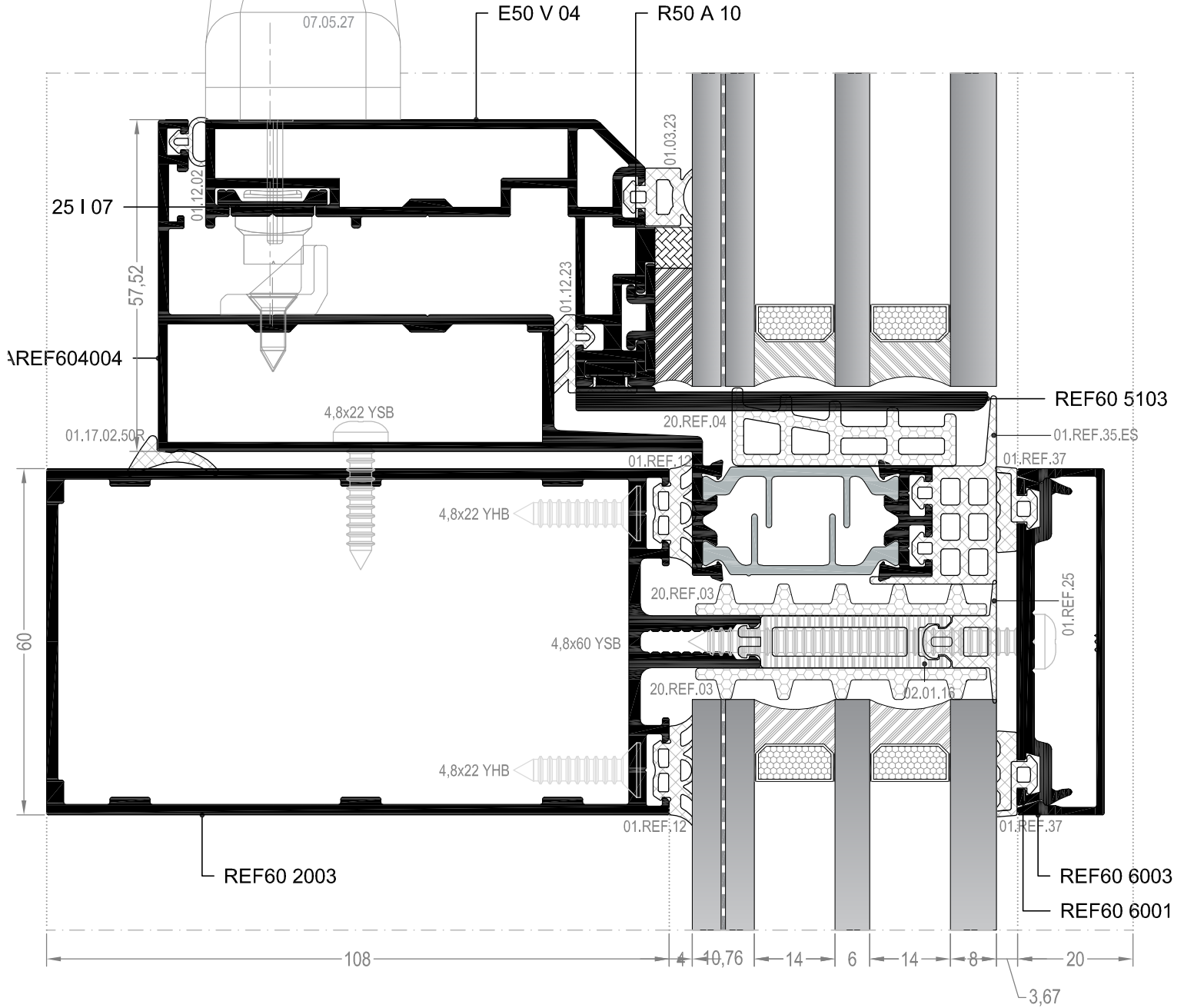
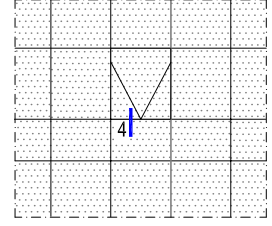
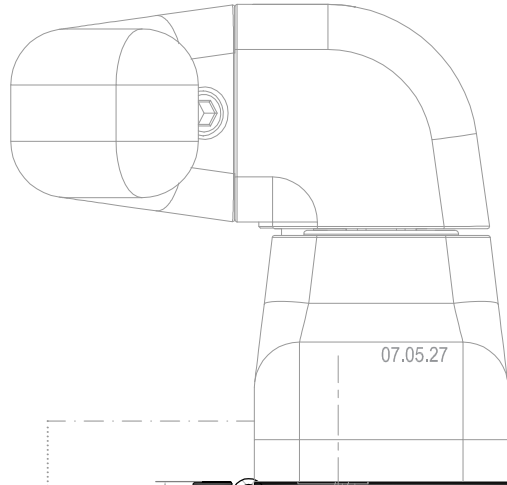
DIŞ
(OUTSIDE) ➔

YÜKSEK YALITIMLI KAPAKLI CEPHE KANAT DETAYI HIGH INSULATED CAPPED CURTAIN WALL VENT DETAIL



③ DETAYI
DETAIL

YÜKSEK YALITIMLI KAPAKLI CEPHE KANAT DETAYI HIGH INSULATED CAPPED CURTAIN WALL VENT DETAIL



④ DETAYI
DETAIL

DIŞ
(OUTSIDE) →

MİMARİ KATALOG
ARCHITECTURAL CATALOGUE

Alüminyum Kapı Pencere ve Giydirme Cephe Sistemleri
Aluminium Window Doors and Facade Systems

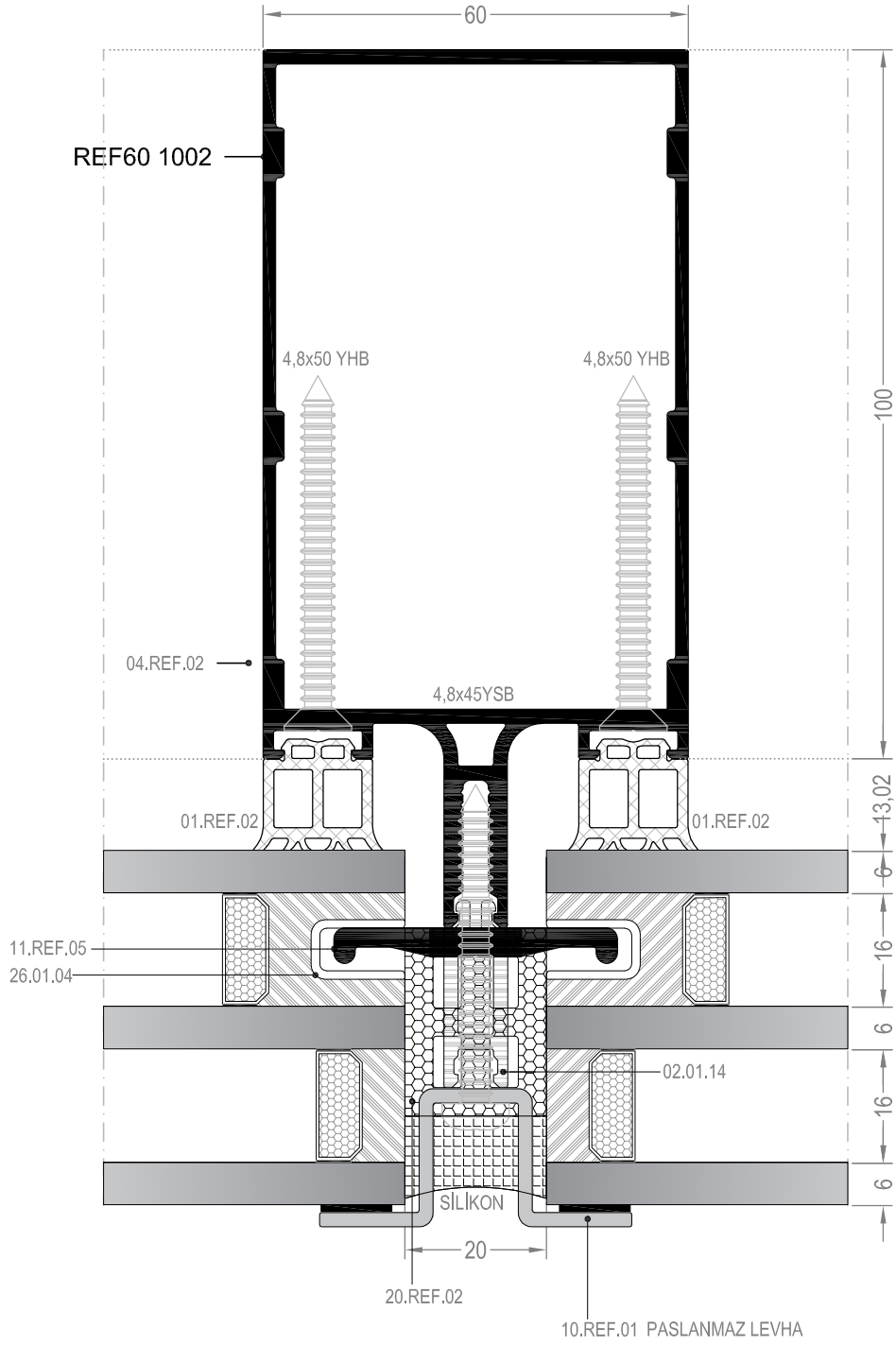
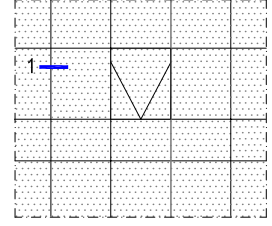
REF60SHI

YÜKSEK YALITIMLI SİLİKON CEPHE SİSTEMİ
HIGH INSULATED STRUCTURAL GLAZING CURTAIN WALL SYSTEM

DETAYLAR

DETAILS

YÜKSEK YALITIMLI SİLİKONİ CEPHE DÜŞEY DETAYI
HIGH INSULATED STRUCTURAL GLAZING CURTAIN WALL VERTICAL DETAIL



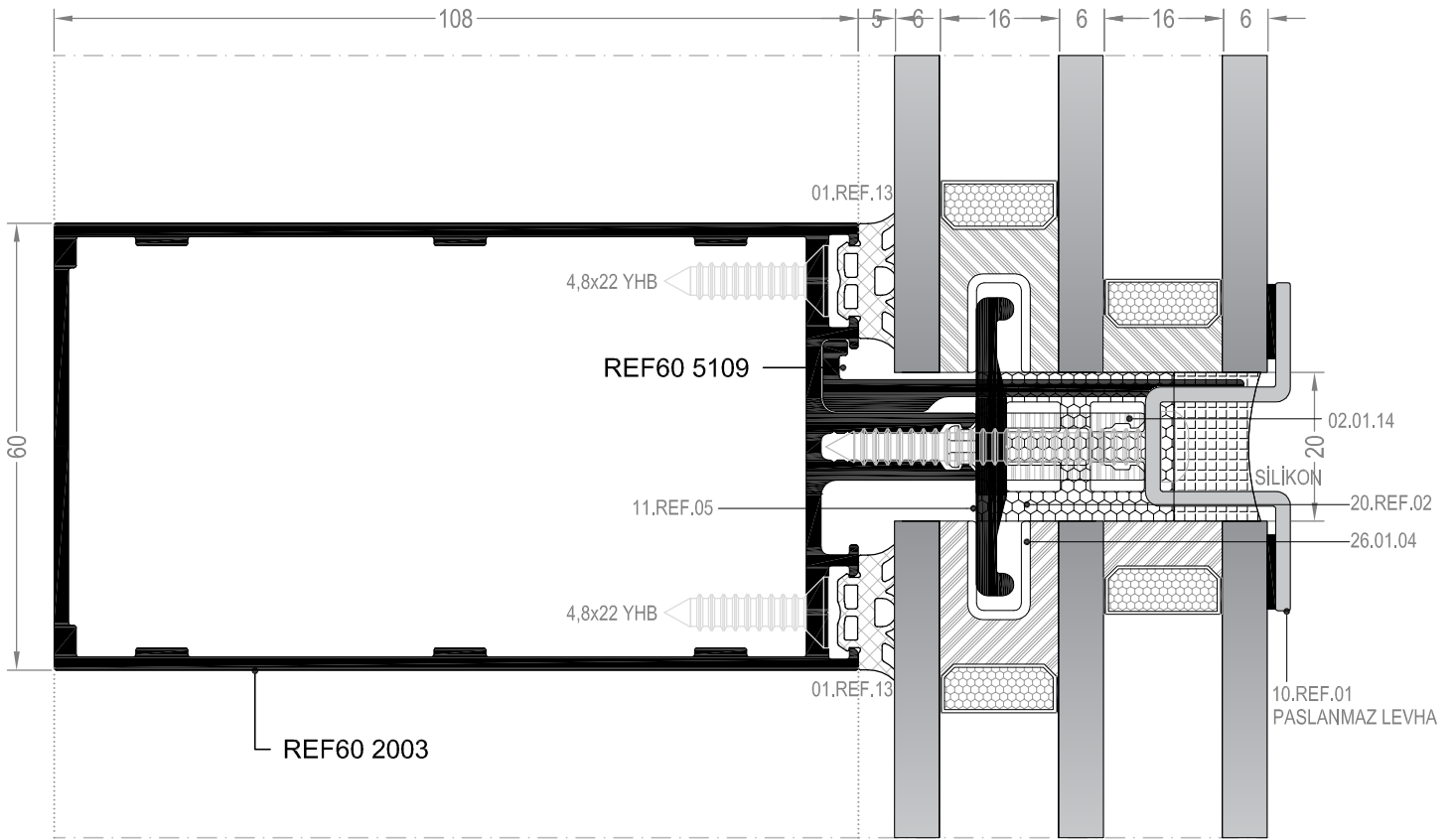
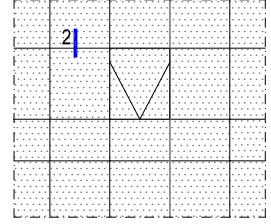
① DETAYI
DETAIL

Tarih/Date: Ocak/January 2020

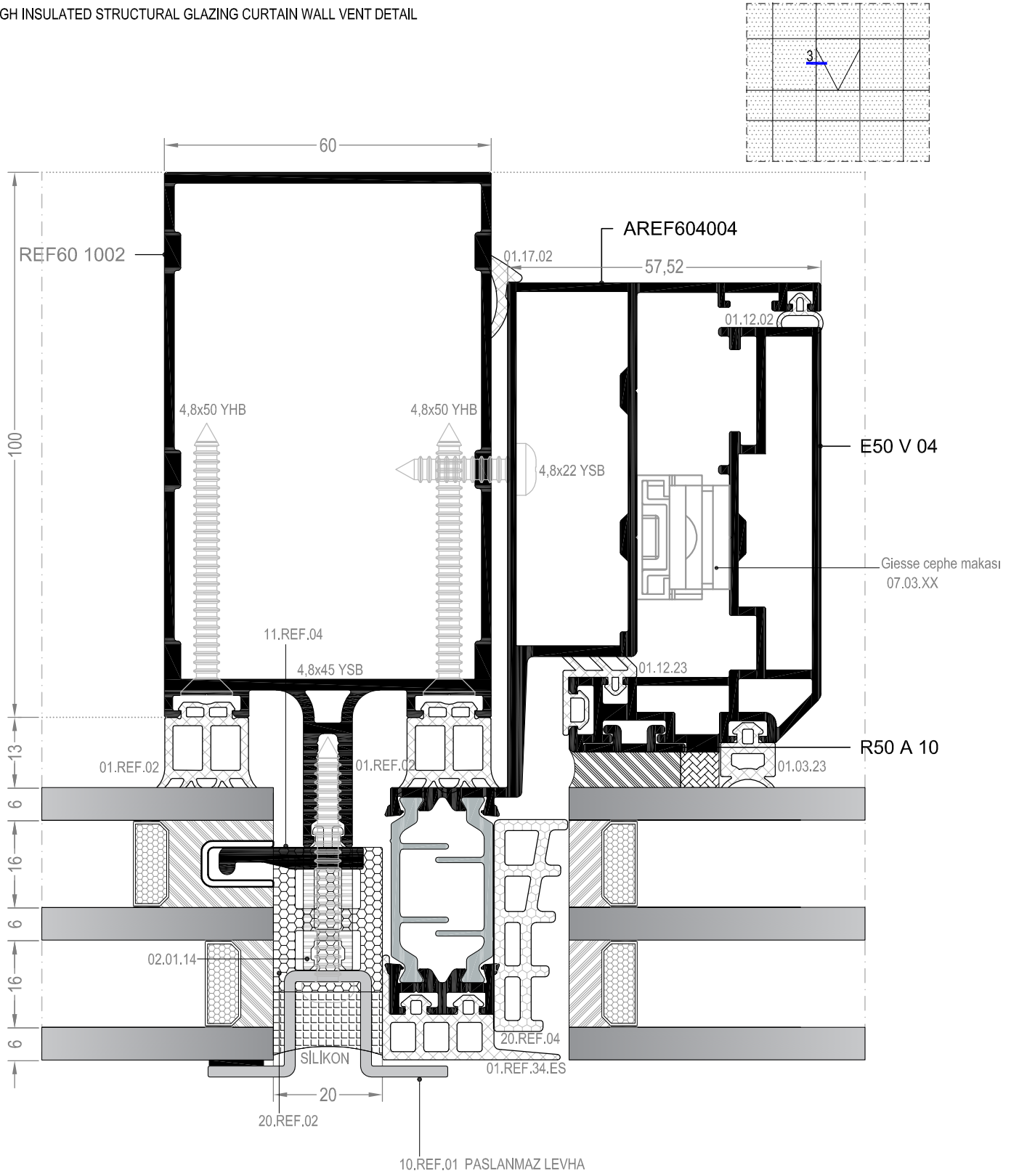
▼ DIŞ
(OUTSIDE)

Sayfa/Page: C - 36

YÜKSEK YALITIMLI SİLİKONİ CEPHE YATAY DETAYI
HIGH INSULATED STRUCTURAL GLAZING CURTAIN WALL HORIZONTAL DETAIL



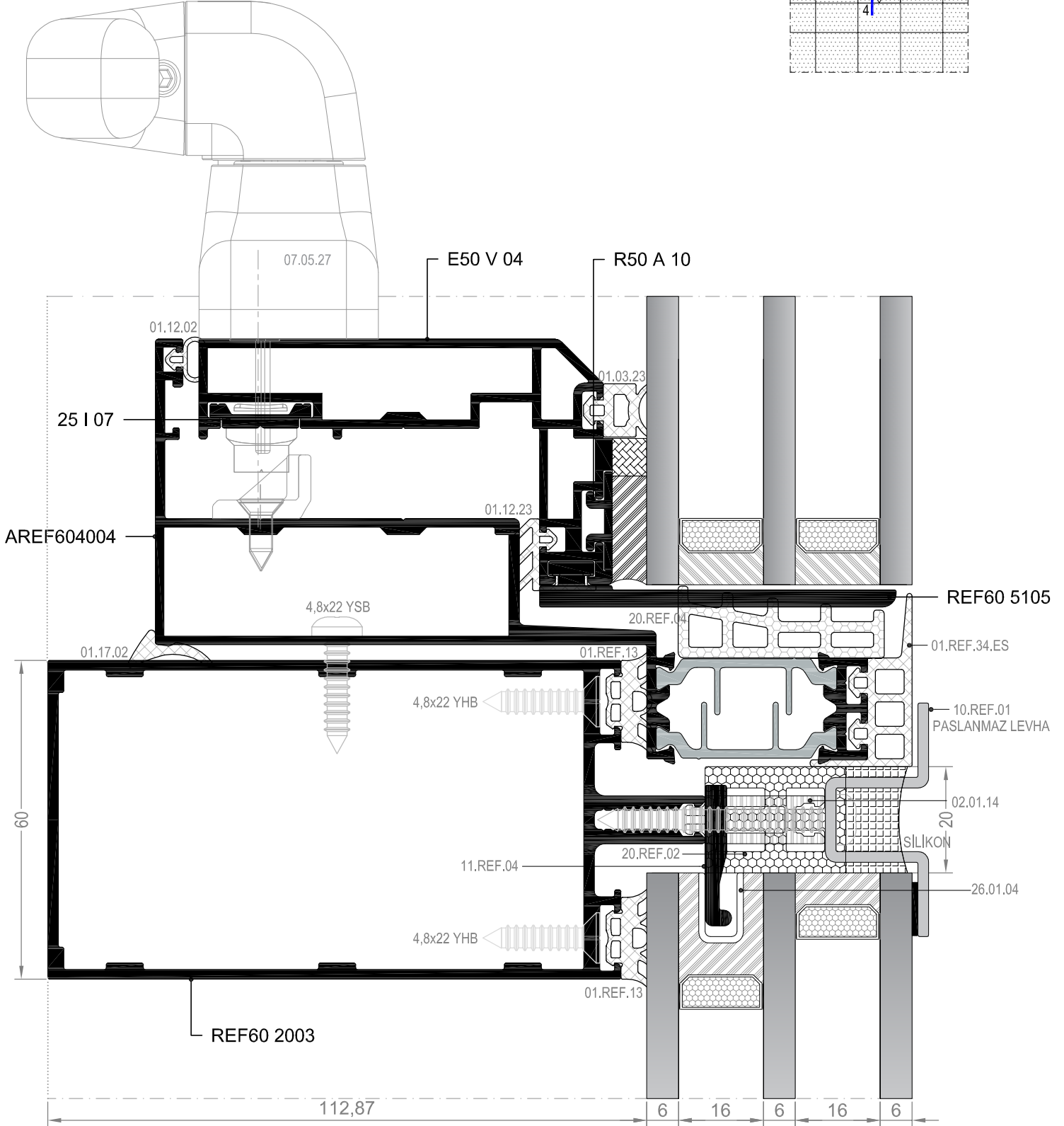
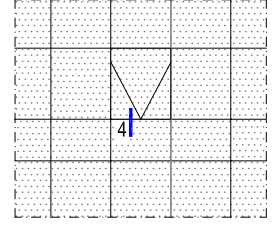
YÜKSEK YALITIMLI SİLİKONİ CEPHE KANAT DETAYI HIGH INSULATED STRUCTURAL GLAZING CURTAIN WALL VENT DETAIL



③ DETAYI
DETAIL

DIŞ
(OUTSIDE)

YÜKSEK YALITIMLI SİLİKONİ CEPHE KANAT DETAYI HIGH INSULATED STRUCTURAL GLAZING CURTAIN WALL VENT DETAIL



④ DETAYI
DETAIL

DIŞ
(OUTSIDE) ➔

MİMARİ KATALOG ARCHITECTURAL CATALOGUE

Alüminyum Kapı Pencere ve Giydirme Cephe Sistemleri
Aluminium Window Doors and Facade Systems

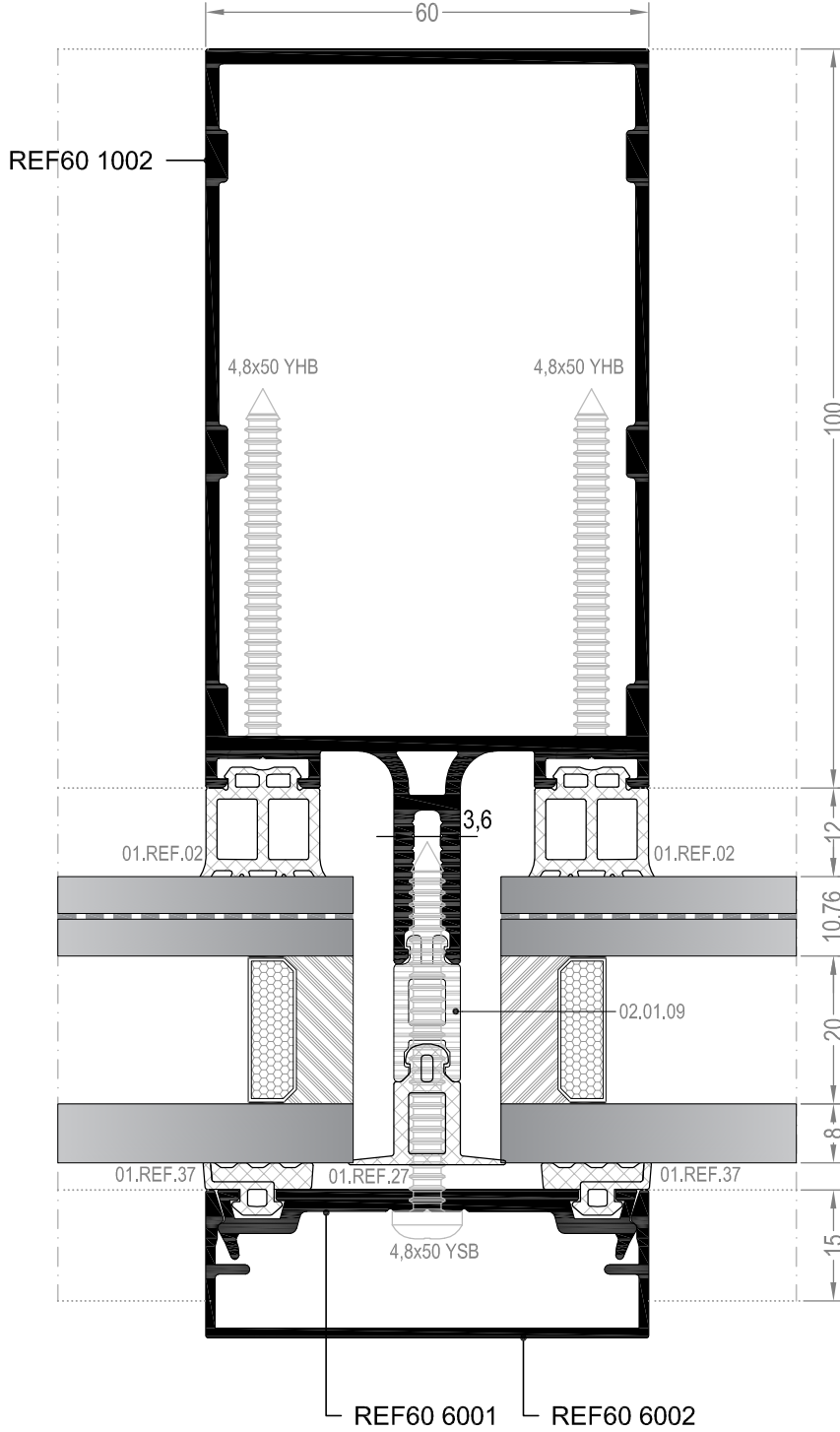
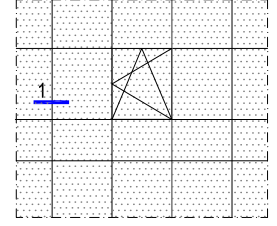
REF60TT

İÇE ÇİFT EKSEN AÇILIM KAPAKLI CEPHE SİSTEMİ
TILT&TURN OPENING CAPPED CURTAIN WALL SYSTEM

DETAYLAR

DETAILS

İÇE ÇİFT EKSEN AÇILIM KAPAKLI CEPHE DÜŞEY DETAYI TILT&TURN OPENING CAPPED CURTAIN WALL VERTICAL DETAIL



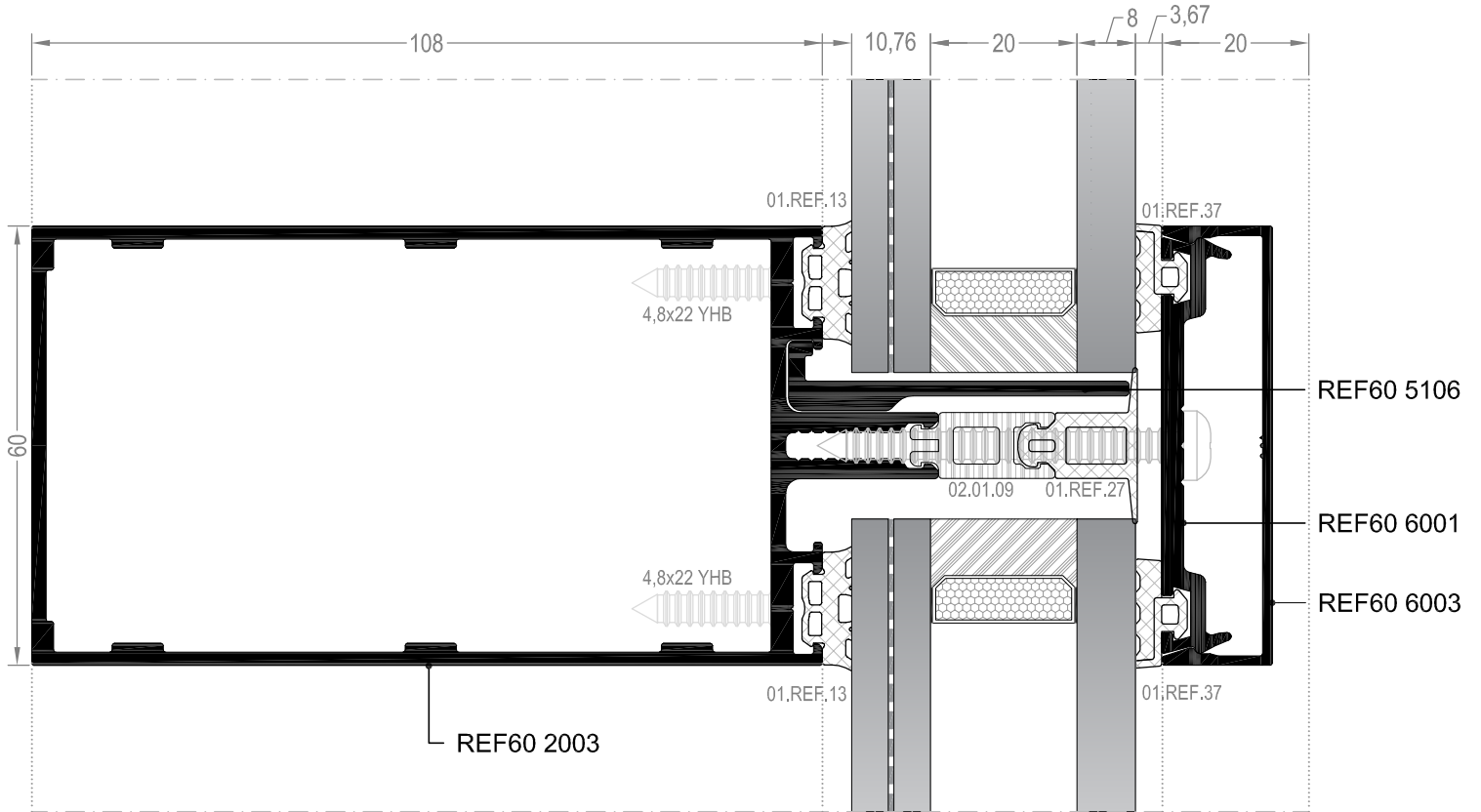
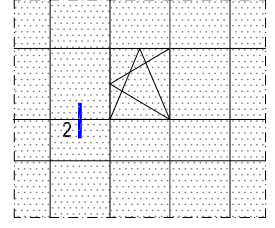
① DETAYI
DETAIL

Tarih/Date: Ocak/January 2020

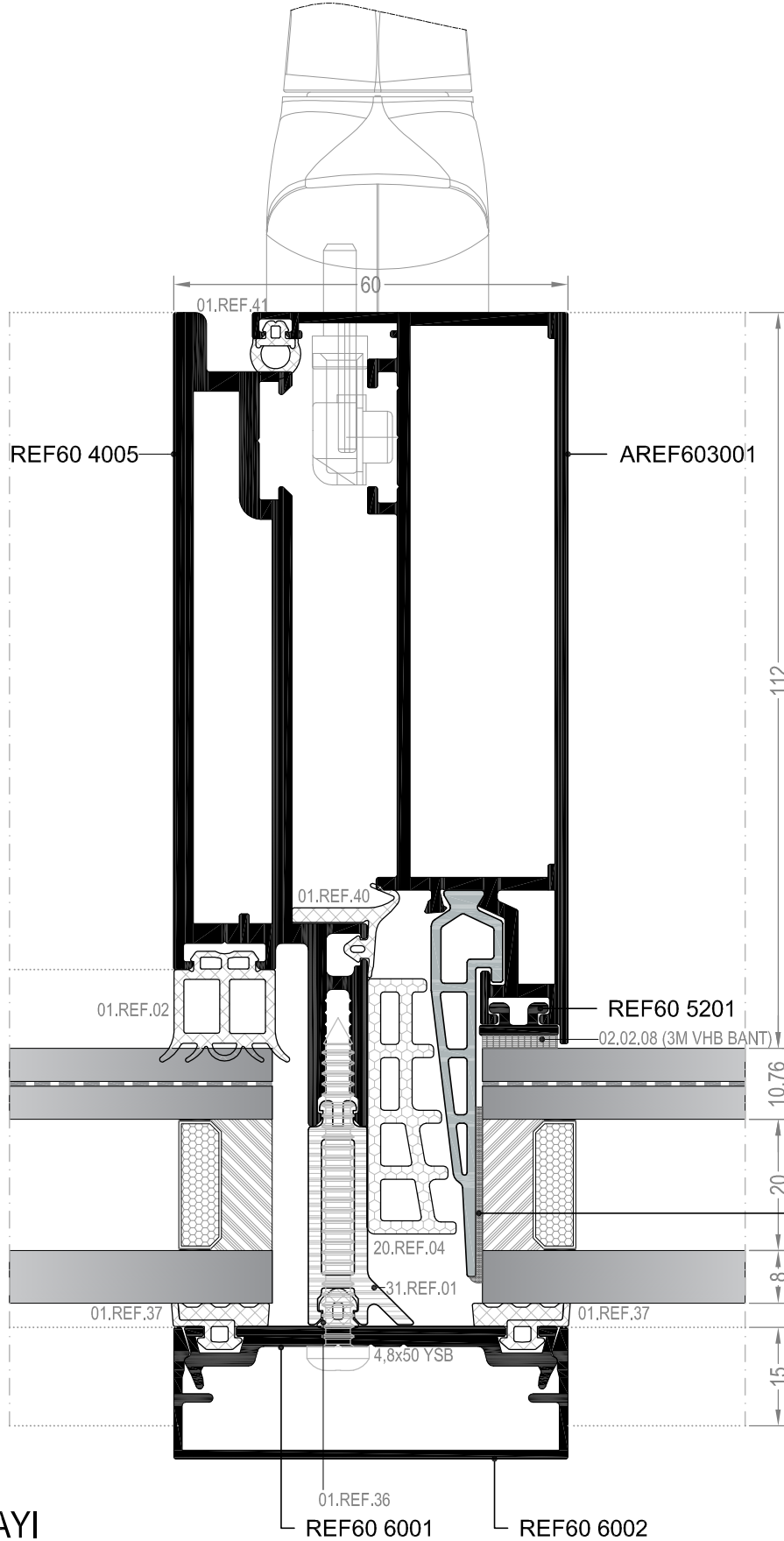
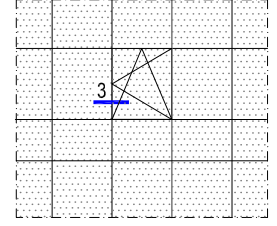
DIŞ
(OUTSIDE)

Sayfa/Page: C - 40

İÇE ÇİFT EKSEN AÇILIM KAPAKLI CEPHE YATAY DETAYI TILT&TURN OPENING CAPPED CURTAIN WALL HORIZONTAL DETAIL



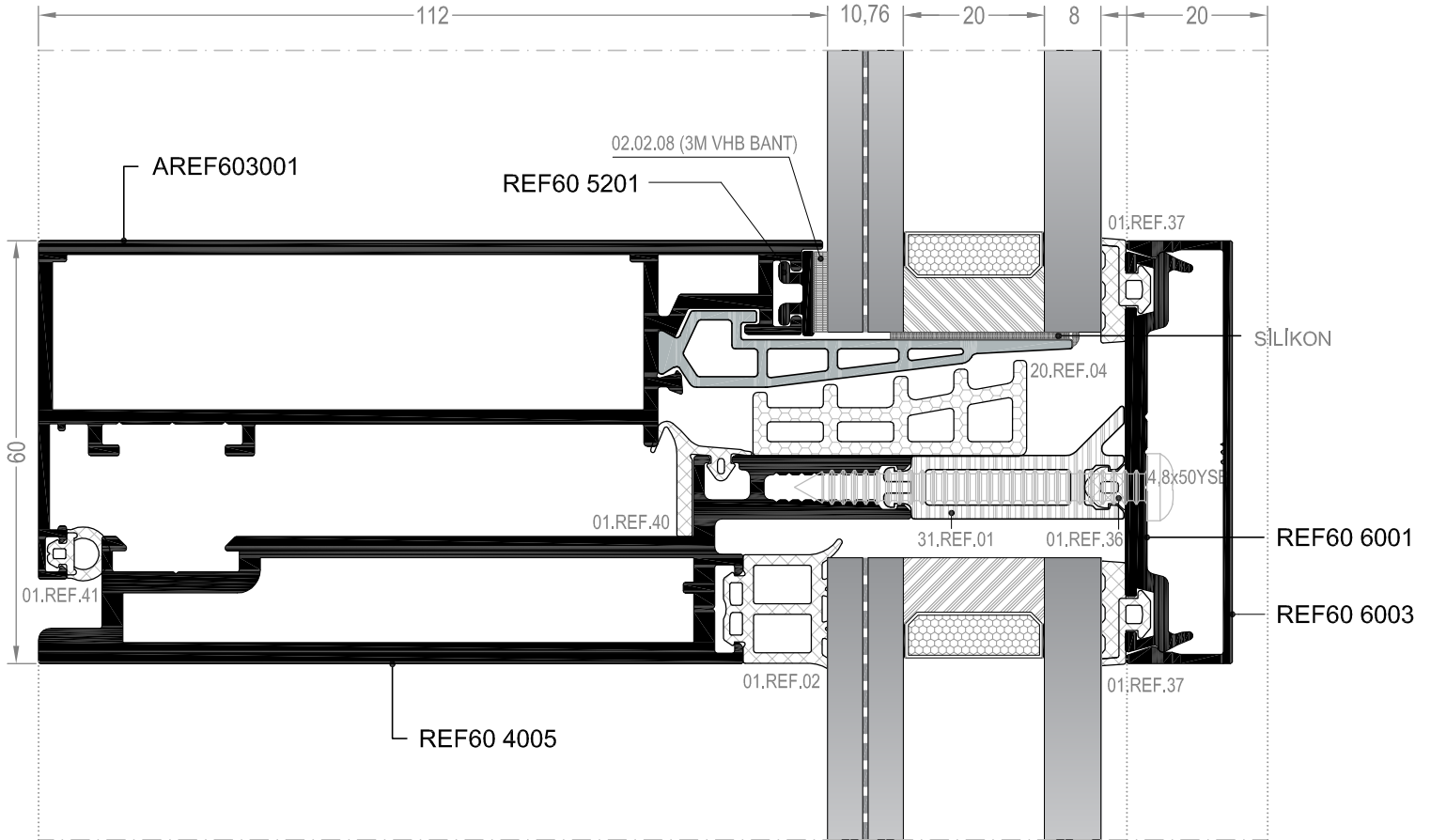
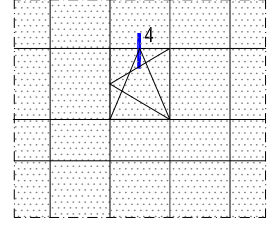
İÇE ÇİFT EKSEN AÇILIM KAPAKLI CEPHE KANAT DETAYI TILT&TURN OPENING CAPPED CURTAIN WALL VENT DETAIL



③ DETAYI
DETAIL

▼ DIŞ
(OUTSIDE)

İÇE ÇİFT EKSEN AÇILIM KAPAKLI CEPHE KANAT DETAYI TILT&TURN OPENING CAPPED CURTAIN WALL VENT DETAIL



MİMARİ KATALOG
ARCHITECTURAL CATALOGUE

Alüminyum Kapı Pencere ve Giydirme Cephe Sistemleri
Aluminium Window Doors and Facade Systems

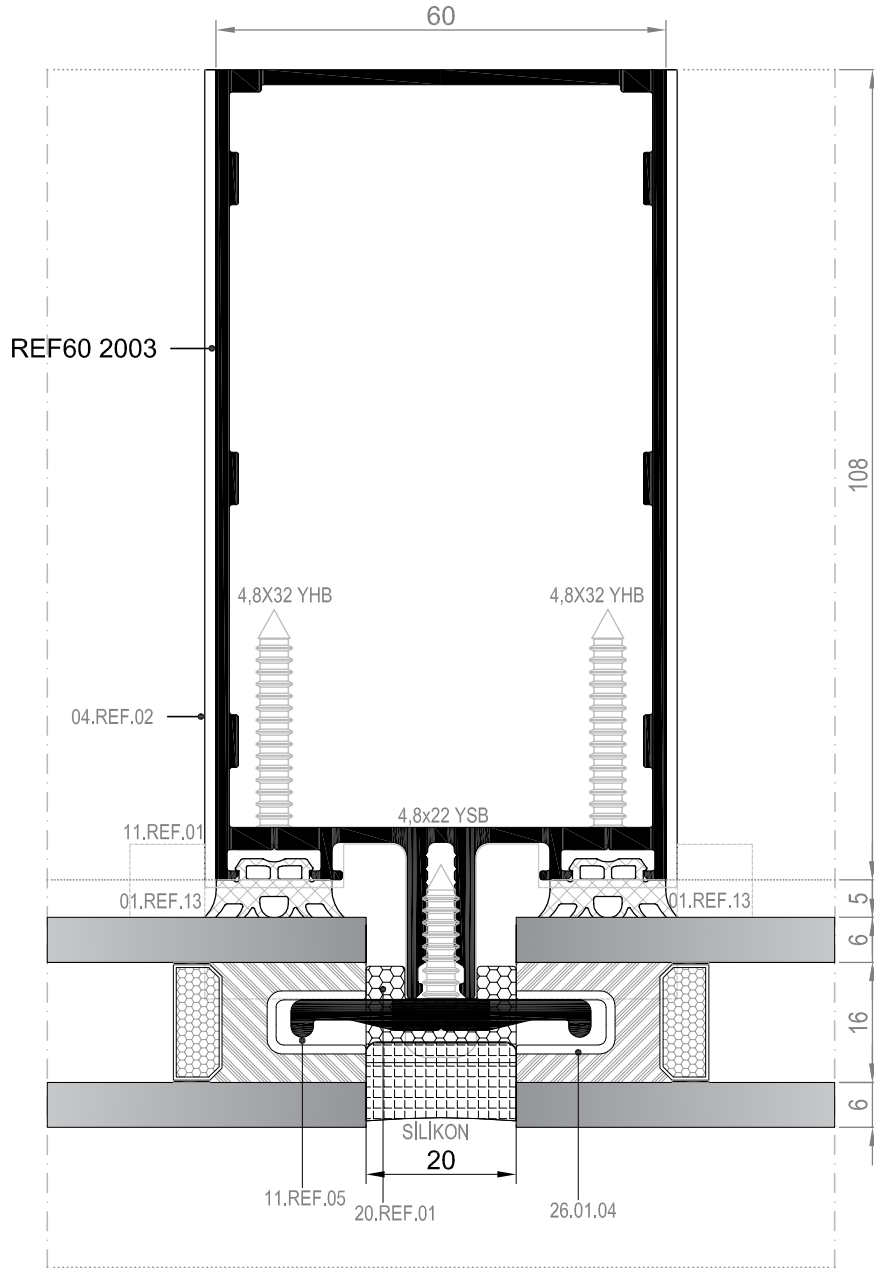
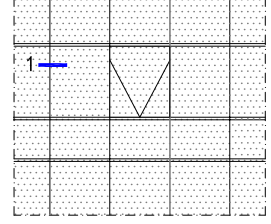
REF60T

YATAY-YATAY TAŞIYICILI CEPHE SİSTEMİ
TRANSOM-TRANSOM CURTAIN WALL SYSTEM

DETAYLAR

DETAILS

DÜŞEY SİLİKON YATAY KAPAKLI SİSTEM DÜŞEY DETAYI SEMI STRUCTURAL SYSTEM VERTICAL DETAIL



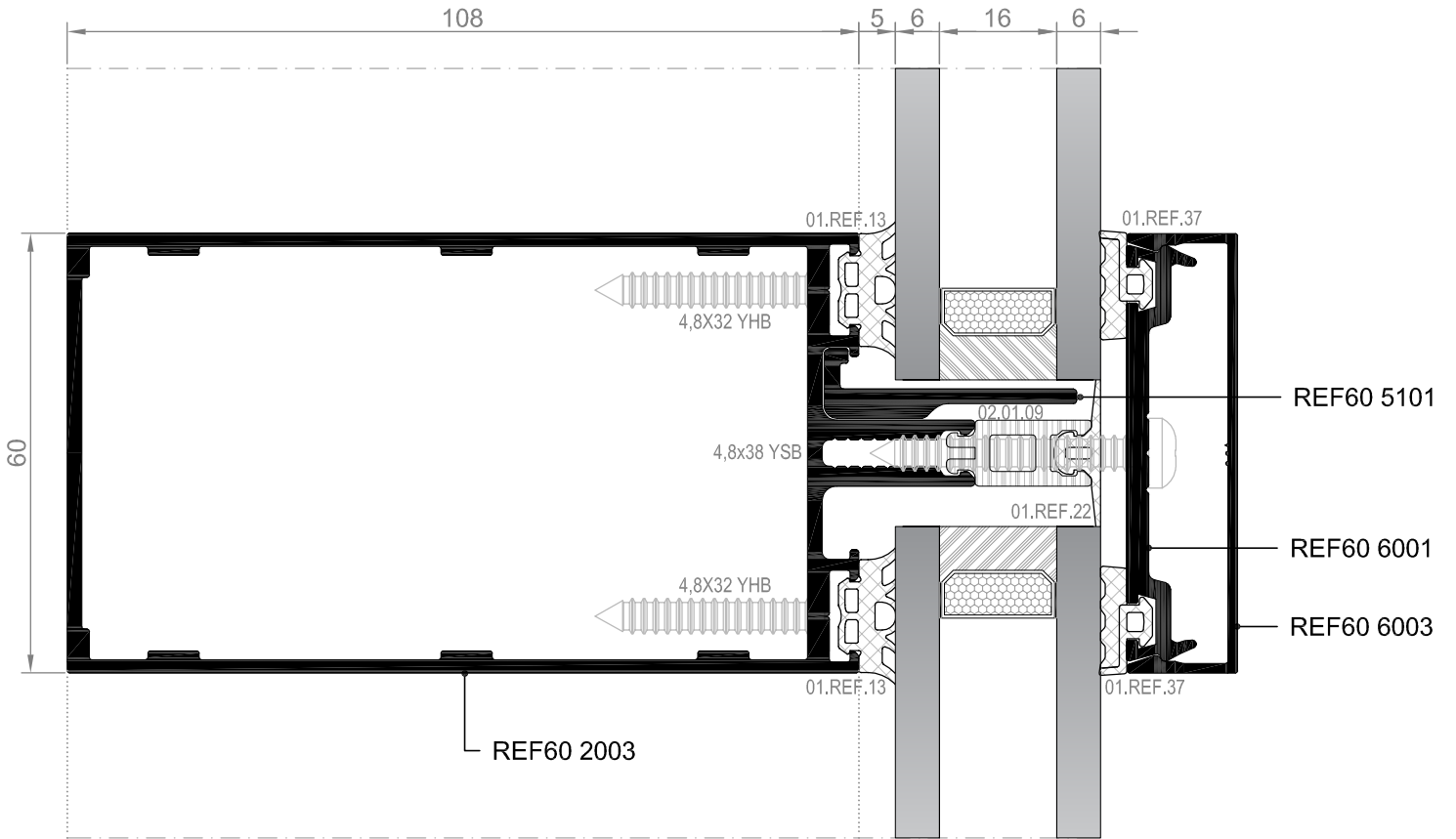
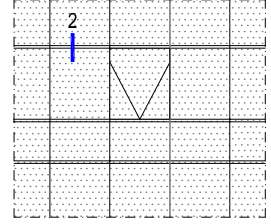
① DETAYI
DETAIL

Tarih/Date: Ocak/January 2020

▼ DIŞ
(OUTSIDE)

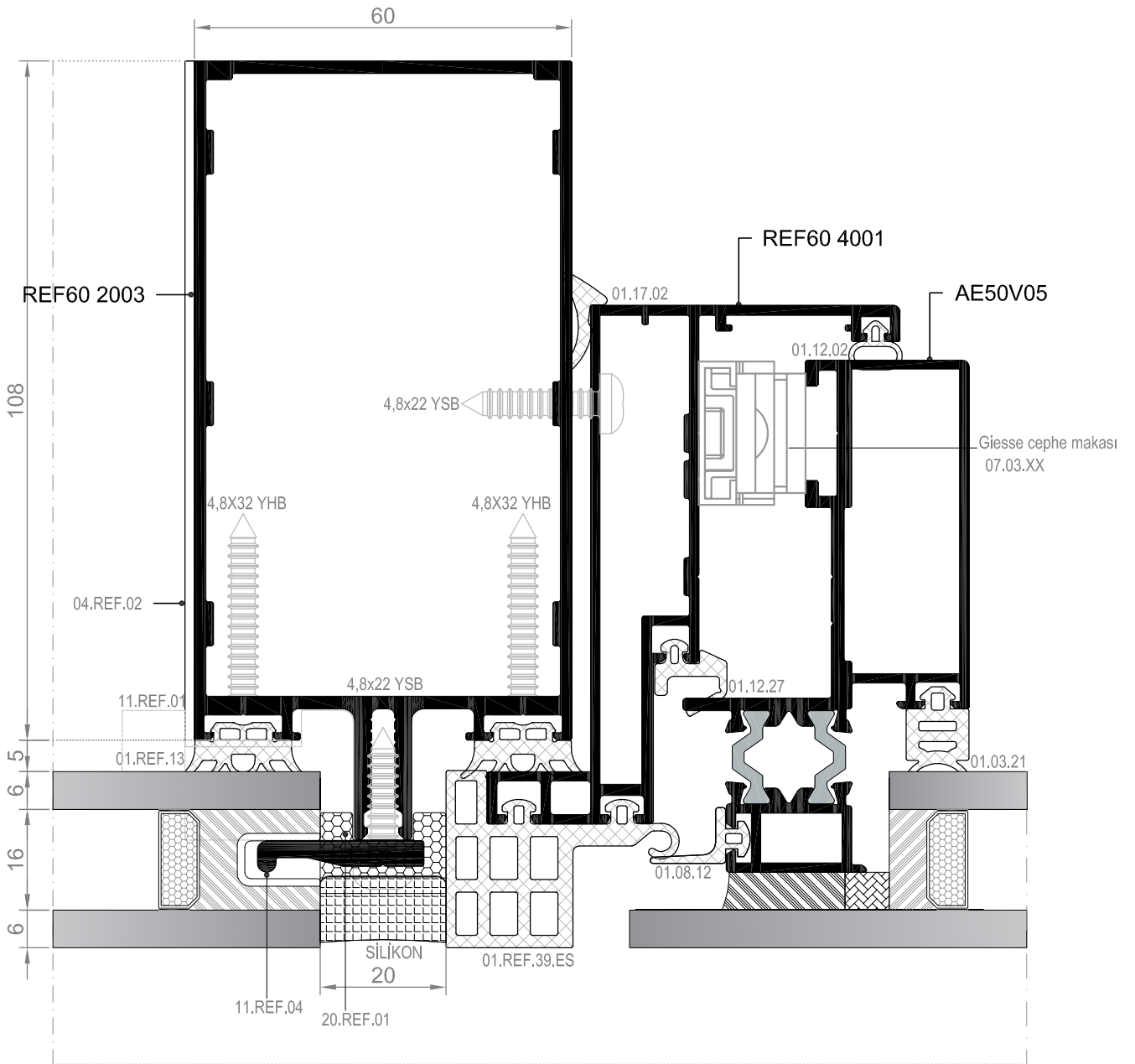
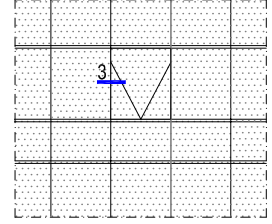
Sayfa/Page: C - 44

DÜŞEY SİLİKON YATAY KAPAKLI SİSTEM YATAY DETAYI SEMI STRUCTURAL SYSTEM HORIZONTAL DETAIL



② DETAYI
DETAIL

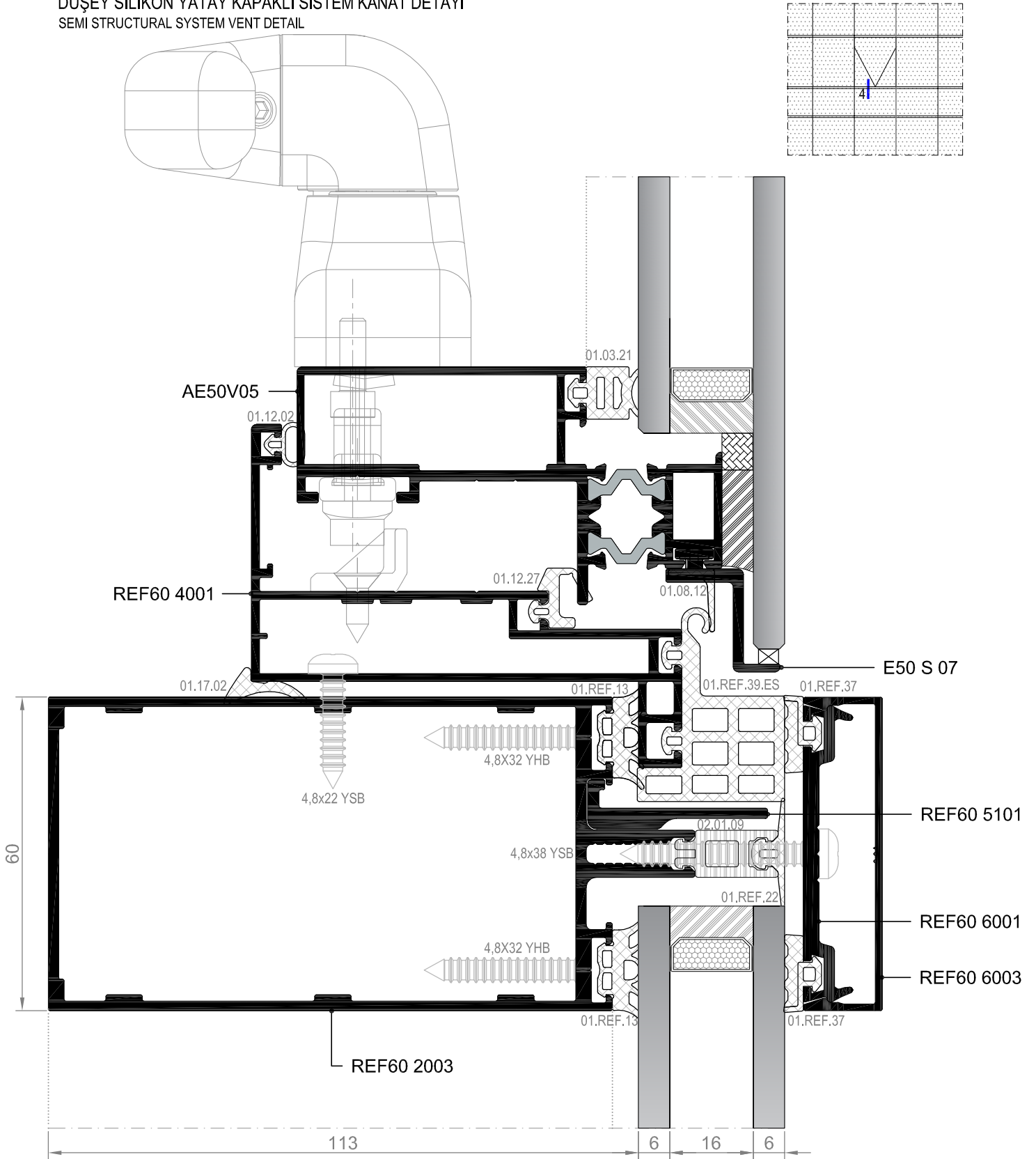
DÜŞEY SİLİKON YATAY KAPAKLI SİSTEM KANAT DETAYI SEMI STRUCTURAL SYSTEM VENT DETAIL



③ DETAYI
DETAIL

DIŞ
(OUTSIDE)

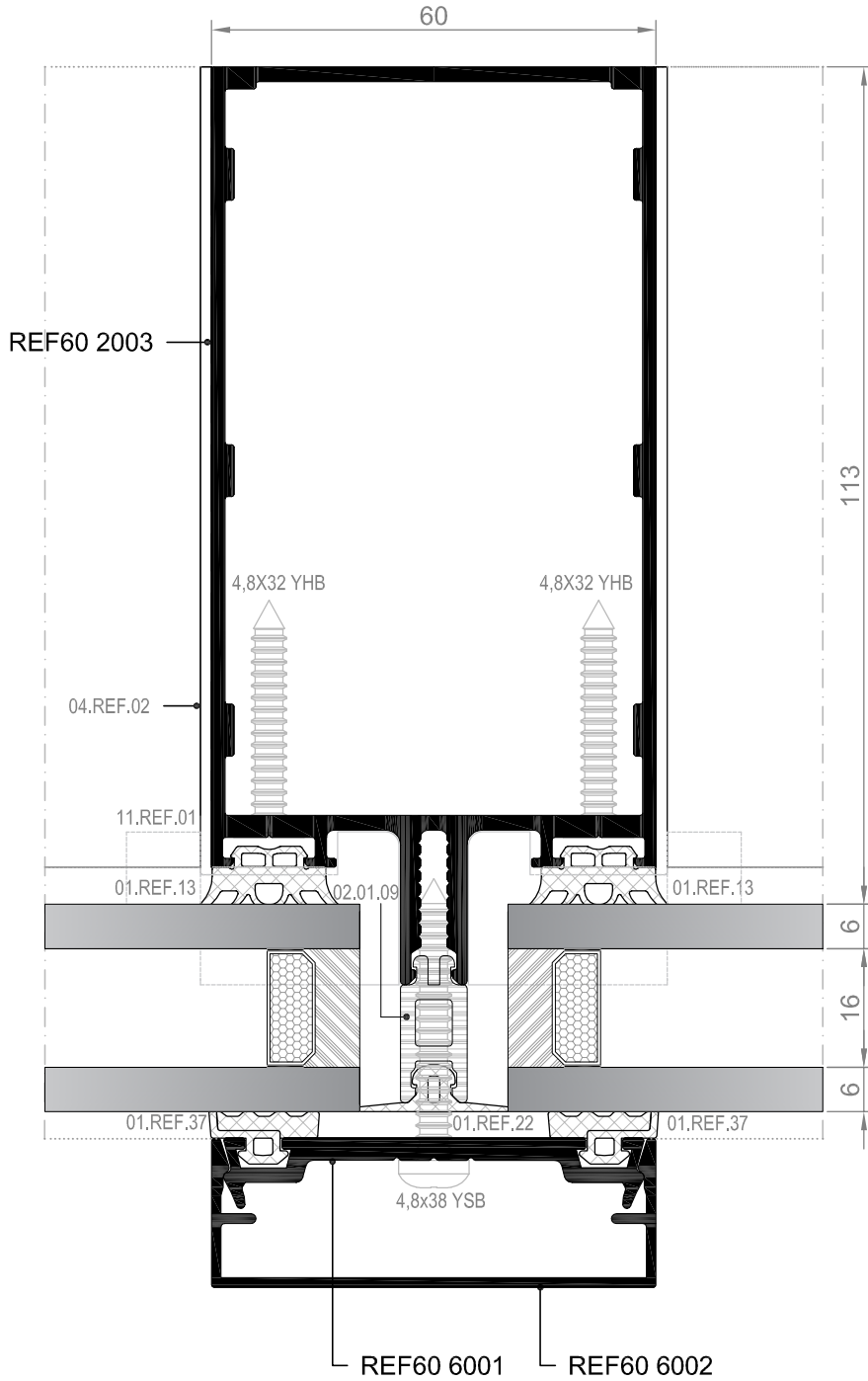
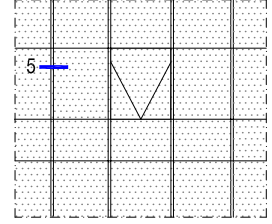
DÜŞEY SİLİKON YATAY KAPAKLI SİSTEM KANAT DETAYI SEMI STRUCTURAL SYSTEM VENT DETAIL



④ DETAYI
DETAIL

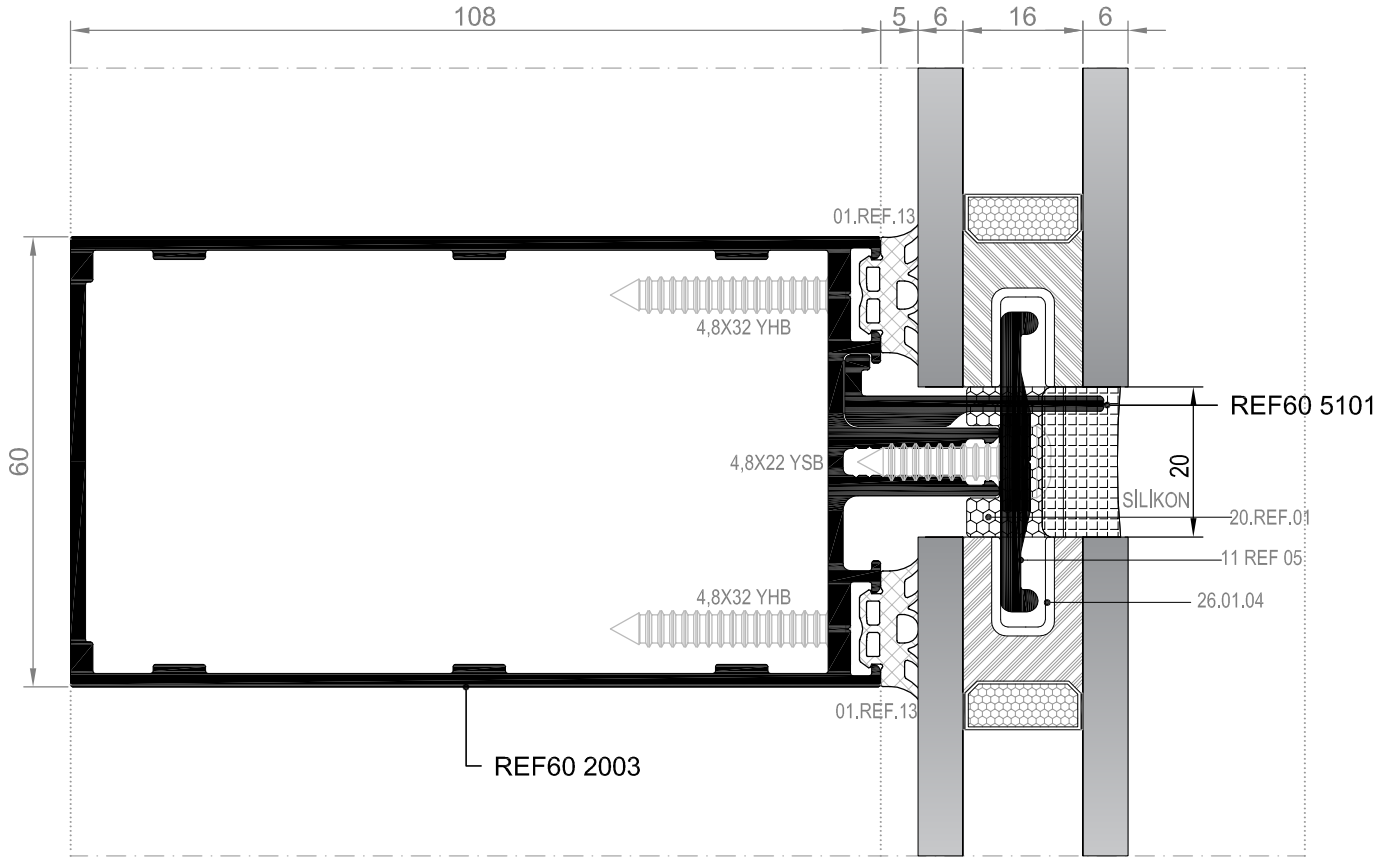
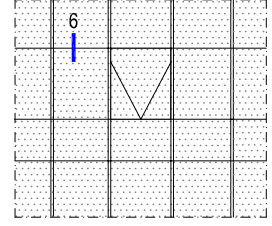
DIŞ
(OUTSIDE) ➔

DÜŞEY KAPAKLI YATAY SİLİKON SİSTEM DÜŞEY DETAYI SEMI STRUCTURAL SYSTEM VERTICAL DETAIL

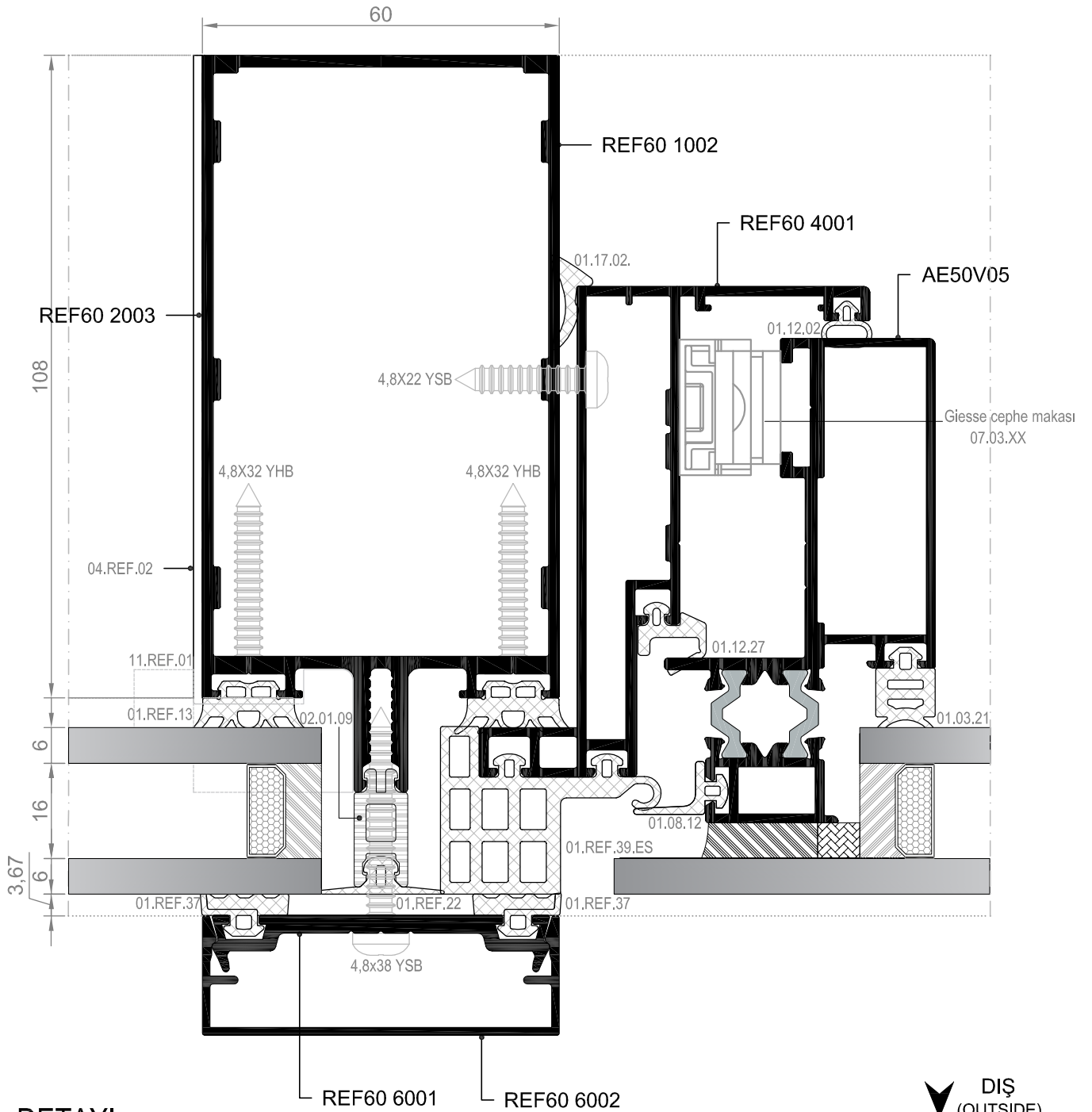
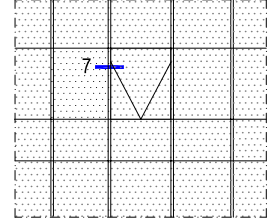


5 DETAYI
DETAIL

DÜŞEY KAPAKLI YATAY SİLİKON SİSTEM YATAY DETAYI SEMI STRUCTURAL SYSTEM HORIZONTAL DETAIL

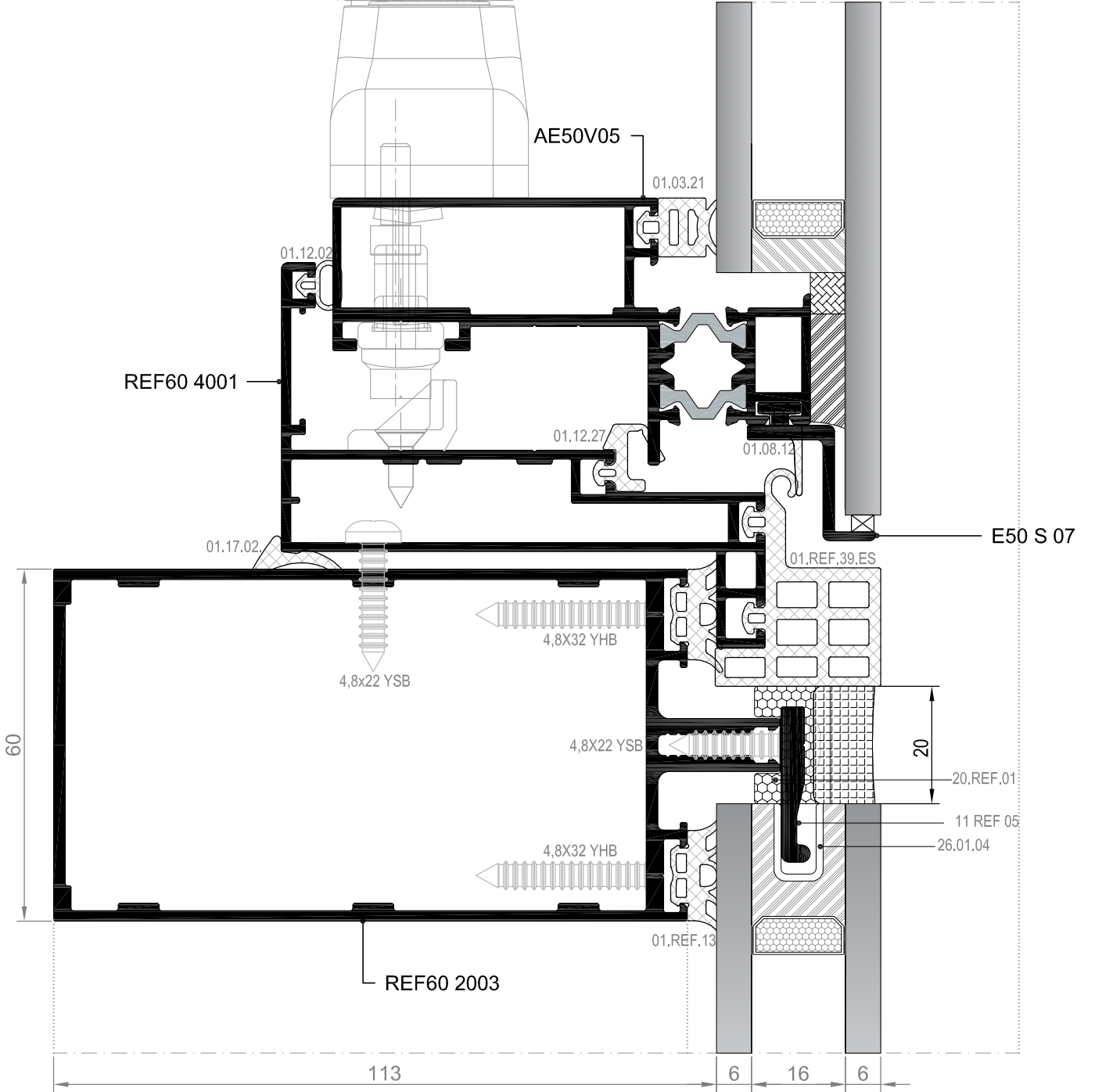
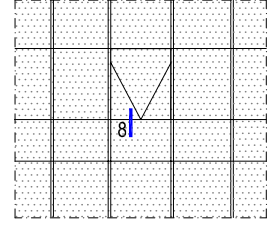


DÜŞEY KAPAKLI YATAY SİLİKON SİSTEM KANAT DETAYI SEMI STRUCTURAL SYSTEM VENT DETAIL



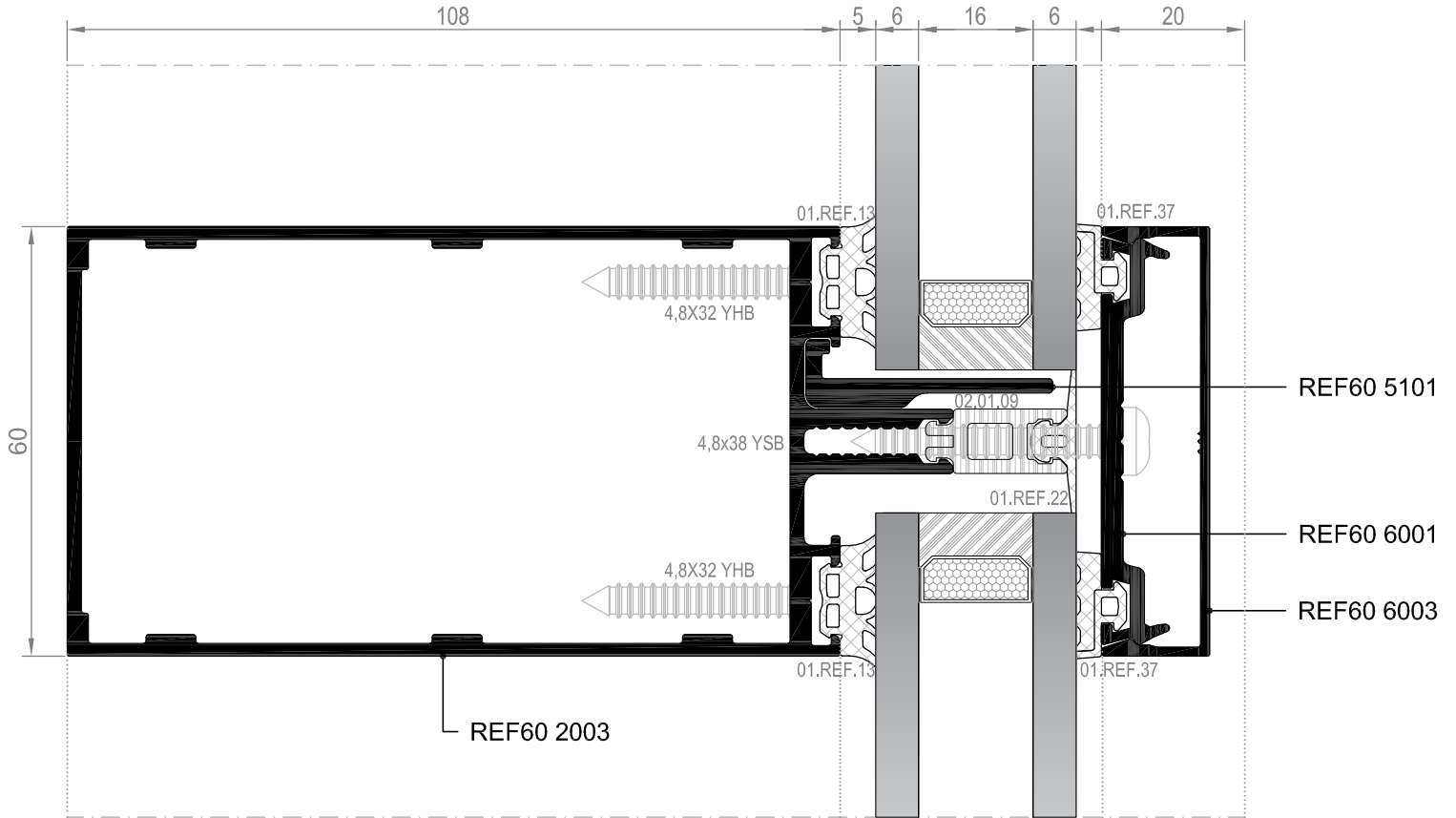
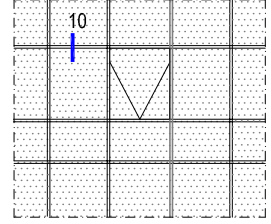
7 DETAYI
DETAIL

DÜŞEY KAPAKLI YATAY SİLİKON SİSTEM KANAT DETAYI SEMI STRUCTURAL SYSTEM VENT DETAIL



⑧ DETAYI
DETAIL

KAPAKLI CEPHE YATAY DETAYI CURTAIN WALL HORIZONTAL DETAIL



MİMARİ KATALOG
ARCHITECTURAL CATALOGUE

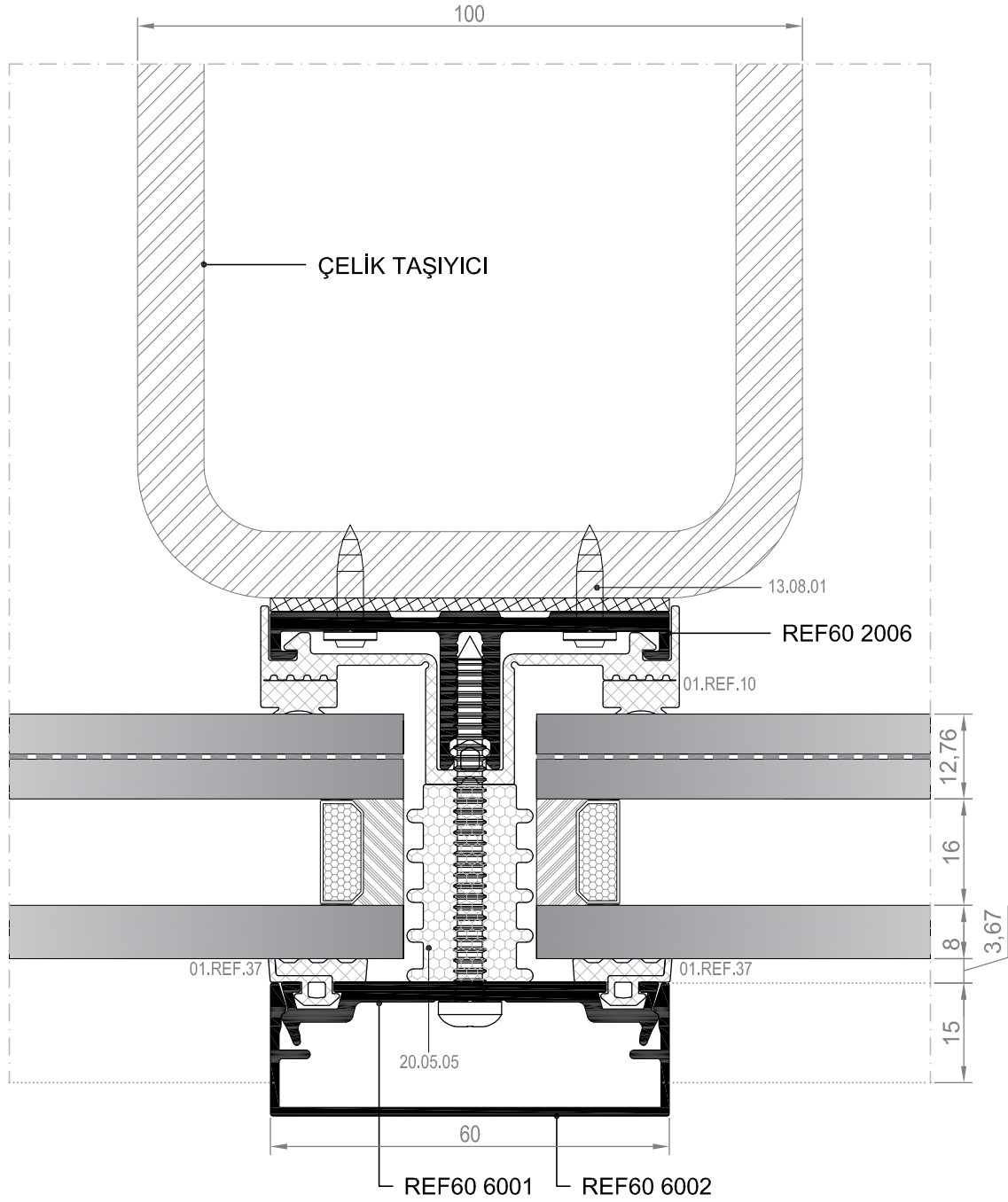
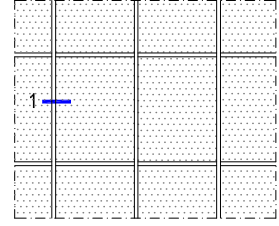
Alüminyum Kapı Pencere ve Giydirme Cephe Sistemleri
Aluminium Window Doors and Facade Systems

REF60cst

ÇELİK TAŞIYICILI CEPHE SİSTEMİ
STEEL REINFORCEMENT CURTAIN WALL SYSTEM

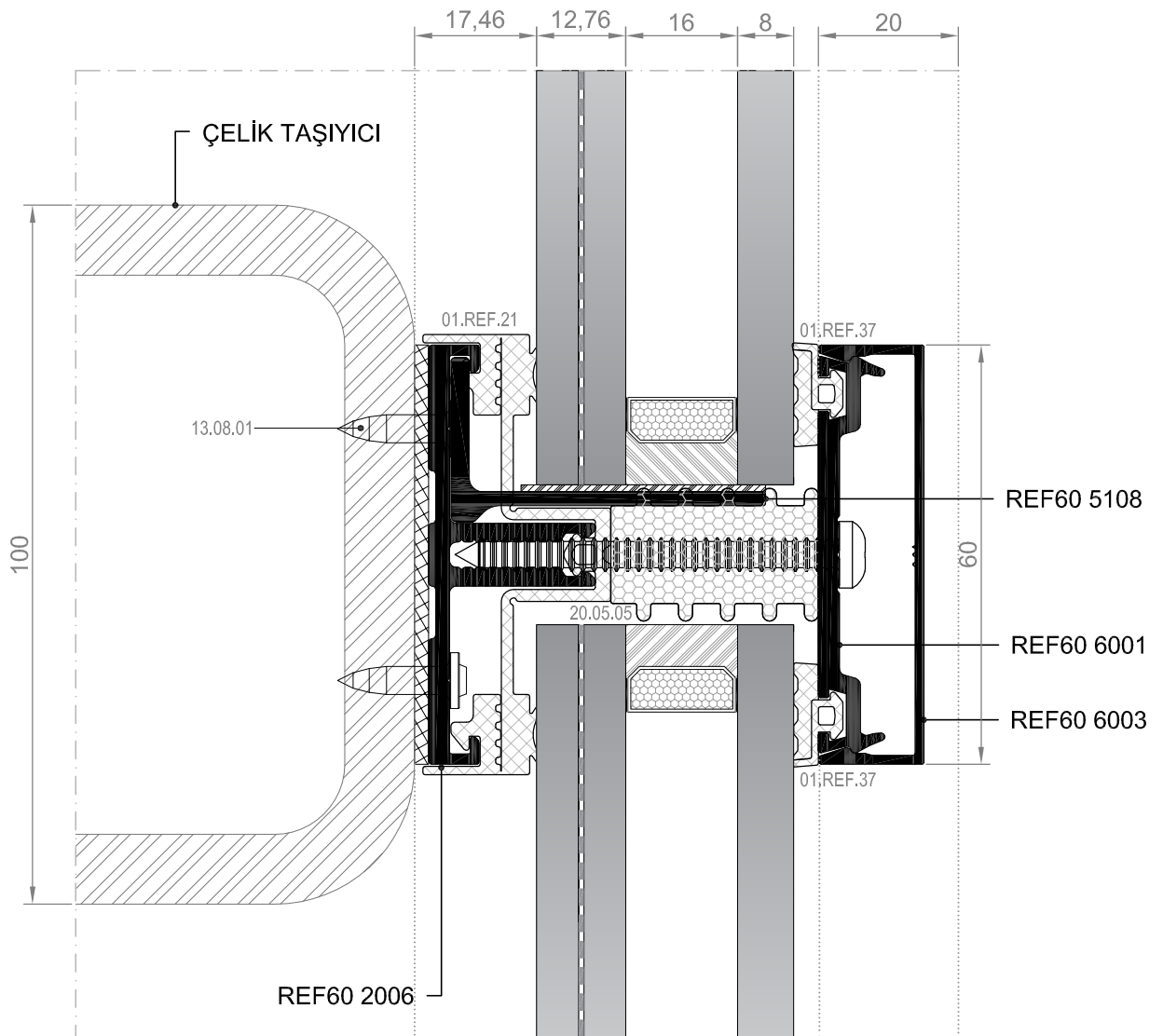
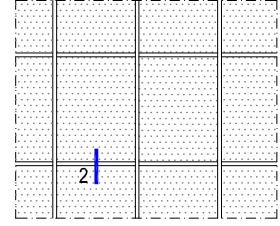
DETAYLAR

DETAILS



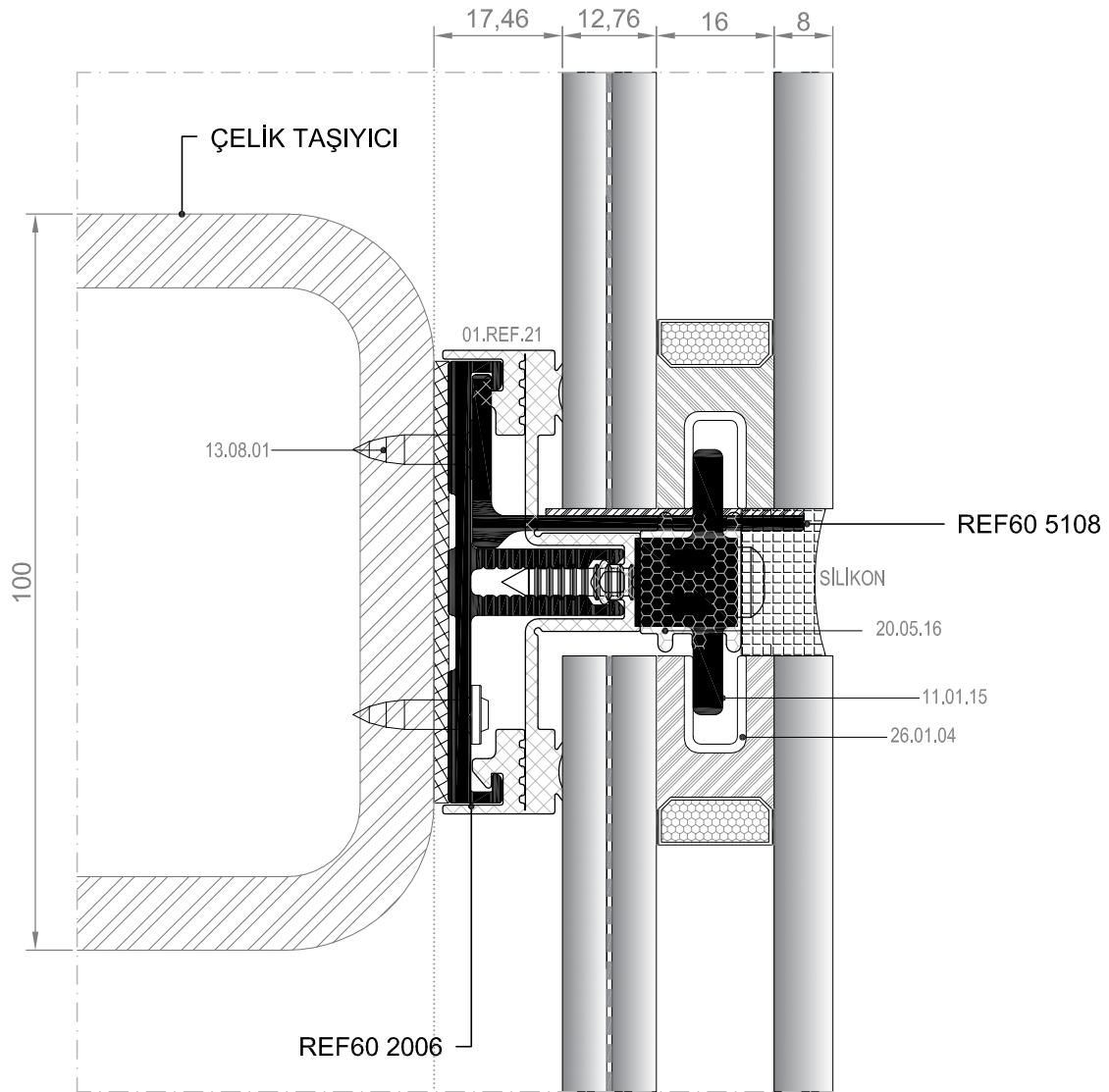
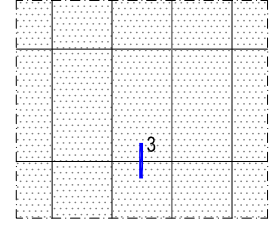
① DETAYI
DETAIL

▼ DIŞ
(OUTSIDE)



② DETAYI
DETAIL

DIŞ
(OUTSIDE) ➔



③ DETAYI
DETAIL

▼ DIŞ
(OUTSIDE)

MİMARİ KATALOG
ARCHITECTURAL CATALOGUE


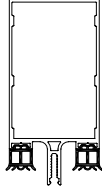





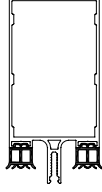











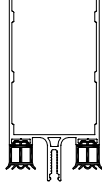

















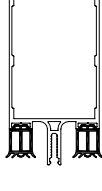




Alüminyum Kapı Pencere ve Giydirme Cephe Sistemleri
Aluminium Window Doors and Facade Systems

REF60

AKSESUARLAR

ACCESSORIES


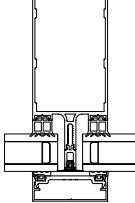





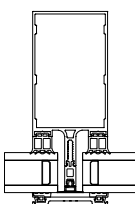





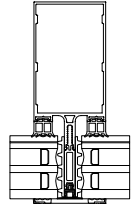





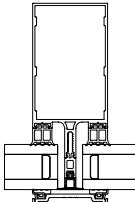





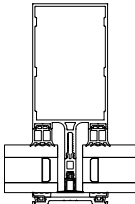





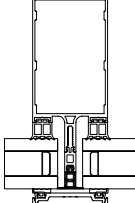




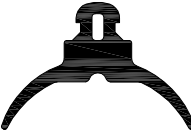
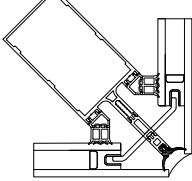




FİTİLLER / GASKETS

KOD CODE	GÖRSEL DRAWING	DETAY DETAIL	TEKNİK VERİLER TECHNICAL DATA	
01.REF.01 EPDM FİTİL EPDM GASKET	 13,1		 BİRİM AĞIRLIK UNIT WEIGHT (kg/m)	166 gr/mt
			 MALZEME MATERIAL	EPDM
			 PAKET AĞIRLIK PACKAGE WEIGHT (kg/pu)	15 kg
			 PAKET UZUNLUK PACKAGE LENGHT (m/pu)	90 mt
01.REF.02 EPDM FİTİL EPDM GASKET	 14,1		 BİRİM AĞIRLIK UNIT WEIGHT (kg/m)	168 gr/mt
			 MALZEME MATERIAL	EPDM
			 PAKET AĞIRLIK PACKAGE WEIGHT (kg/pu)	15 kg
			 PAKET UZUNLUK PACKAGE LENGHT (m/pu)	89 mt
01.REF.03 EPDM FİTİL EPDM GASKET	 15,1		 BİRİM AĞIRLIK UNIT WEIGHT (kg/m)	173 gr/mt
			 MALZEME MATERIAL	EPDM
			 PAKET AĞIRLIK PACKAGE WEIGHT (kg/pu)	15 kg
			 PAKET UZUNLUK PACKAGE LENGHT (m/pu)	86 mt
01.REF.04 EPDM FİTİL EPDM GASKET	 16,1		 BİRİM AĞIRLIK UNIT WEIGHT (kg/m)	180 gr/mt
			 MALZEME MATERIAL	EPDM
			 PAKET AĞIRLIK PACKAGE WEIGHT (kg/pu)	15 kg
			 PAKET UZUNLUK PACKAGE LENGHT (m/pu)	83 mt
01.REF.05 EPDM FİTİL EPDM GASKET	 17,1		 BİRİM AĞIRLIK UNIT WEIGHT (kg/m)	188 gr/mt
			 MALZEME MATERIAL	EPDM
			 PAKET AĞIRLIK PACKAGE WEIGHT (kg/pu)	15 kg
			 PAKET UZUNLUK PACKAGE LENGHT (m/pu)	79 mt
01.REF.06 EPDM FİTİL EPDM GASKET	 18,1		 BİRİM AĞIRLIK UNIT WEIGHT (kg/m)	200 gr/mt
			 MALZEME MATERIAL	EPDM
			 PAKET AĞIRLIK PACKAGE WEIGHT (kg/pu)	15 kg
			 PAKET UZUNLUK PACKAGE LENGHT (m/pu)	75 mt
01.REF.07 EPDM FİTİL EPDM GASKET	 19,1		 BİRİM AĞIRLIK UNIT WEIGHT (kg/m)	203 gr/mt
			 MALZEME MATERIAL	EPDM
			 PAKET AĞIRLIK PACKAGE WEIGHT (kg/pu)	15 kg
			 PAKET UZUNLUK PACKAGE LENGHT (m/pu)	73 mt


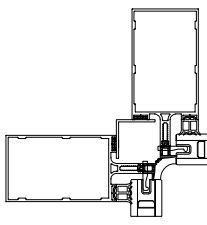












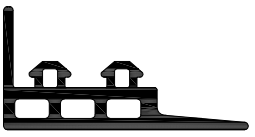
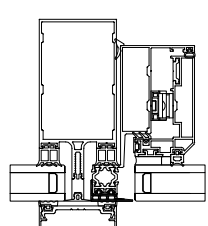













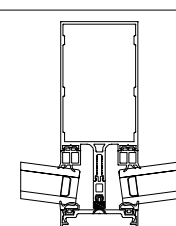












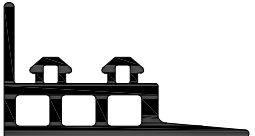
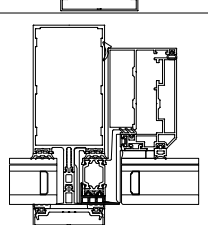













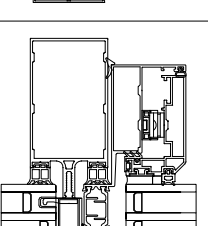












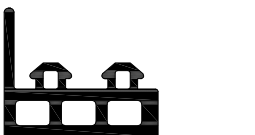
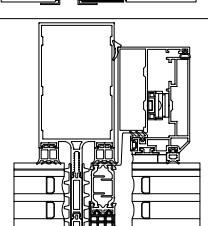













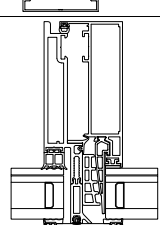












FİTİLLER / GASKETS

KOD CODE	GÖRSEL DRAWING	DETAY DETAIL	TEKNİK VERİLER TECHNICAL DATA	
01.REF.08 EPDM FİTİL EPDM GASKET			BİRİM AĞIRLIK UNIT WEIGHT (kg/m)	236 gr/mt
			MALZEME MATERIAL	EPDM
			PAKET AĞIRLIK PACKAGE WEIGHT (kg/pu)	15 kg
			PAKET UZUNLUK PACKAGE LENGHT (m/pu)	63 mt
01.REF.09 EPDM FİTİL EPDM GASKET			BİRİM AĞIRLIK UNIT WEIGHT (kg/m)	245 gr/mt
			MALZEME MATERIAL	EPDM
			PAKET AĞIRLIK PACKAGE WEIGHT (kg/pu)	15 kg
			PAKET UZUNLUK PACKAGE LENGHT (m/pu)	61 mt
01.REF.10 EPDM FİTİL EPDM GASKET			BİRİM AĞIRLIK UNIT WEIGHT (kg/m)	-- gr/mt
			MALZEME MATERIAL	EPDM
			PAKET AĞIRLIK PACKAGE WEIGHT (kg/pu)	15 kg
			PAKET UZUNLUK PACKAGE LENGHT (m/pu)	-- mt
01.REF.11 EPDM FİTİL EPDM GASKET			BİRİM AĞIRLIK UNIT WEIGHT (kg/m)	160 gr/mt
			MALZEME MATERIAL	EPDM
			PAKET AĞIRLIK PACKAGE WEIGHT (kg/pu)	15 kg
			PAKET UZUNLUK PACKAGE LENGHT (m/pu)	93 mt
01.REF.12 EPDM FİTİL EPDM GASKET			BİRİM AĞIRLIK UNIT WEIGHT (kg/m)	88 gr/mt
			MALZEME MATERIAL	EPDM
			PAKET AĞIRLIK PACKAGE WEIGHT (kg/pu)	15 kg
			PAKET UZUNLUK PACKAGE LENGHT (m/pu)	170 mt
01.REF.13 EPDM FİTİL EPDM GASKET			BİRİM AĞIRLIK UNIT WEIGHT (kg/m)	108 gr/mt
			MALZEME MATERIAL	EPDM
			PAKET AĞIRLIK PACKAGE WEIGHT (kg/pu)	15 kg
			PAKET UZUNLUK PACKAGE LENGHT (m/pu)	138 mt
01.REF.14 EPDM FİTİL EPDM GASKET			BİRİM AĞIRLIK UNIT WEIGHT (kg/m)	125 gr/mt
			MALZEME MATERIAL	EPDM
			PAKET AĞIRLIK PACKAGE WEIGHT (kg/pu)	15 kg
			PAKET UZUNLUK PACKAGE LENGHT (m/pu)	120 mt

FİTİLLER / GASKETS

KOD CODE	GÖRSEL DRAWING	DETAY DETAIL	TEKNİK VERİLER TECHNICAL DATA	
01.REF.23 EPDM FİTİL EPDM GASKET Cam Kalınlığı: 30-31 mm Glass Thickness: 30-31 mm			 BİRİM AĞIRLIK UNIT WEIGHT (kg/m)	80 gr/mt
			 MALZEME MATERIAL	EPDM
			 PAKET AĞIRLIK PACKAGE WEIGHT (kg/pu)	15 kg
			 PAKET UZUNLUK PACKAGE LENGTH (m/pu)	187 mt
01.REF.24 EPDM FİTİL EPDM GASKET Cam Kalınlığı: 32-33 mm ve 44-52 mm Glass Thickness: 32-33 mm and 44-52 mm			 BİRİM AĞIRLIK UNIT WEIGHT (kg/m)	88 gr/mt
			 MALZEME MATERIAL	EPDM
			 PAKET AĞIRLIK PACKAGE WEIGHT (kg/pu)	15 kg
			 PAKET UZUNLUK PACKAGE LENGTH (m/pu)	170 mt
01.REF.25 EPDM FİTİL EPDM GASKET Cam Kalınlığı: 34-35 mm ve 53-54 mm Glass Thickness: 34-35 mm and 53-54 mm			 BİRİM AĞIRLIK UNIT WEIGHT (kg/m)	97 gr/mt
			 MALZEME MATERIAL	EPDM
			 PAKET AĞIRLIK PACKAGE WEIGHT (kg/pu)	15 kg
			 PAKET UZUNLUK PACKAGE LENGTH (m/pu)	154 mt
01.REF.26 EPDM FİTİL EPDM GASKET Cam Kalınlığı: 36-37 mm ve 55-56 mm Glass Thickness: 36-37 mm and 55-56 mm			 BİRİM AĞIRLIK UNIT WEIGHT (kg/m)	107 gr/mt
			 MALZEME MATERIAL	EPDM
			 PAKET AĞIRLIK PACKAGE WEIGHT (kg/pu)	15 kg
			 PAKET UZUNLUK PACKAGE LENGTH (m/pu)	140 mt
01.REF.27 EPDM FİTİL EPDM GASKET Cam Kalınlığı: 38-39 mm ve 57 mm Glass Thickness: 38-39 mm and 57 mm			 BİRİM AĞIRLIK UNIT WEIGHT (kg/m)	122 gr/mt
			 MALZEME MATERIAL	EPDM
			 PAKET AĞIRLIK PACKAGE WEIGHT (kg/pu)	15 kg
			 PAKET UZUNLUK PACKAGE LENGTH (m/pu)	122 mt
01.REF.28 EPDM FİTİL EPDM GASKET Cam Kalınlığı: 40 mm Glass Thickness: 40 mm			 BİRİM AĞIRLIK UNIT WEIGHT (kg/m)	150 gr/mt
			 MALZEME MATERIAL	EPDM
			 PAKET AĞIRLIK PACKAGE WEIGHT (kg/pu)	15 kg
			 PAKET UZUNLUK PACKAGE LENGTH (m/pu)	100 mt
01.REF.29.ES SİLİKON UYUMLU EPDM FİTİL EPDM COMPATIBLE WITH SILICONE			 BİRİM AĞIRLIK UNIT WEIGHT (kg/m)	-- gr/mt
			 MALZEME MATERIAL	EPDM
			 PAKET AĞIRLIK PACKAGE WEIGHT (kg/pu)	15 kg
			 PAKET UZUNLUK PACKAGE LENGTH (m/pu)	-- mt


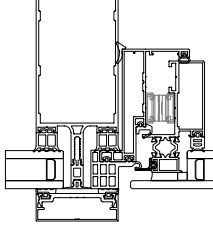





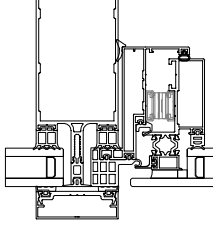





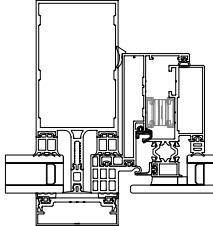





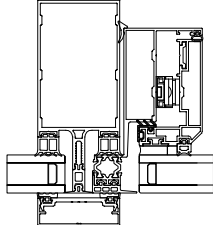





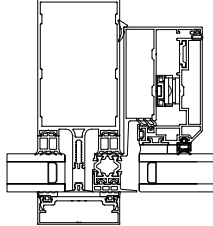





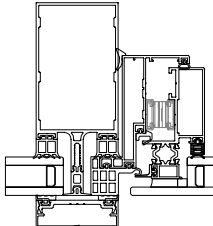





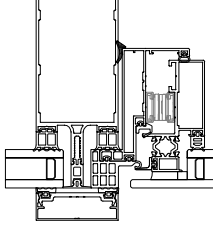




FİTİLLER / GASKETS

KOD CODE	GÖRSEL DRAWING	DETAY DETAIL	TEKNİK VERİLER TECHNICAL DATA												
01.REF.30.ES SİLİKON UYUMLU EPDM FİTİL EPDM COMPATIBLE WITH SILICONE	 Ölçek / Scale: 1/2		<table border="1"> <tr> <td></td> <td>BİRİM AĞIRLIK UNIT WEIGHT (kg/m)</td> <td>-- gr/mt</td> </tr> <tr> <td></td> <td>MALZEME MATERIAL</td> <td>EPDM</td> </tr> <tr> <td></td> <td>PAKET AĞIRLIK PACKAGE WEIGHT (kg/pu)</td> <td>15 kg</td> </tr> <tr> <td></td> <td>PAKET UZUNLUK PACKAGE LENGHT (m/pu)</td> <td>-- mt</td> </tr> </table>		BİRİM AĞIRLIK UNIT WEIGHT (kg/m)	-- gr/mt		MALZEME MATERIAL	EPDM		PAKET AĞIRLIK PACKAGE WEIGHT (kg/pu)	15 kg		PAKET UZUNLUK PACKAGE LENGHT (m/pu)	-- mt
	BİRİM AĞIRLIK UNIT WEIGHT (kg/m)	-- gr/mt													
	MALZEME MATERIAL	EPDM													
	PAKET AĞIRLIK PACKAGE WEIGHT (kg/pu)	15 kg													
	PAKET UZUNLUK PACKAGE LENGHT (m/pu)	-- mt													
01.REF.31.ES SİLİKON UYUMLU EPDM FİTİL EPDM COMPATIBLE WITH SILICONE			<table border="1"> <tr> <td></td> <td>BİRİM AĞIRLIK UNIT WEIGHT (kg/m)</td> <td>-- gr/mt</td> </tr> <tr> <td></td> <td>MALZEME MATERIAL</td> <td>EPDM</td> </tr> <tr> <td></td> <td>PAKET AĞIRLIK PACKAGE WEIGHT (kg/pu)</td> <td>15 kg</td> </tr> <tr> <td></td> <td>PAKET UZUNLUK PACKAGE LENGHT (m/pu)</td> <td>-- mt</td> </tr> </table>		BİRİM AĞIRLIK UNIT WEIGHT (kg/m)	-- gr/mt		MALZEME MATERIAL	EPDM		PAKET AĞIRLIK PACKAGE WEIGHT (kg/pu)	15 kg		PAKET UZUNLUK PACKAGE LENGHT (m/pu)	-- mt
	BİRİM AĞIRLIK UNIT WEIGHT (kg/m)	-- gr/mt													
	MALZEME MATERIAL	EPDM													
	PAKET AĞIRLIK PACKAGE WEIGHT (kg/pu)	15 kg													
	PAKET UZUNLUK PACKAGE LENGHT (m/pu)	-- mt													
01.REF.32 EPDM FİTİL EPDM GASKET			<table border="1"> <tr> <td></td> <td>BİRİM AĞIRLIK UNIT WEIGHT (kg/m)</td> <td>-- gr/mt</td> </tr> <tr> <td></td> <td>MALZEME MATERIAL</td> <td>EPDM</td> </tr> <tr> <td></td> <td>PAKET AĞIRLIK PACKAGE WEIGHT (kg/pu)</td> <td>15 kg</td> </tr> <tr> <td></td> <td>PAKET UZUNLUK PACKAGE LENGHT (m/pu)</td> <td>-- mt</td> </tr> </table>		BİRİM AĞIRLIK UNIT WEIGHT (kg/m)	-- gr/mt		MALZEME MATERIAL	EPDM		PAKET AĞIRLIK PACKAGE WEIGHT (kg/pu)	15 kg		PAKET UZUNLUK PACKAGE LENGHT (m/pu)	-- mt
	BİRİM AĞIRLIK UNIT WEIGHT (kg/m)	-- gr/mt													
	MALZEME MATERIAL	EPDM													
	PAKET AĞIRLIK PACKAGE WEIGHT (kg/pu)	15 kg													
	PAKET UZUNLUK PACKAGE LENGHT (m/pu)	-- mt													
01.REF.33.ES SİLİKON UYUMLU EPDM FİTİL EPDM COMPATIBLE WITH SILICONE			<table border="1"> <tr> <td></td> <td>BİRİM AĞIRLIK UNIT WEIGHT (kg/m)</td> <td>-- gr/mt</td> </tr> <tr> <td></td> <td>MALZEME MATERIAL</td> <td>EPDM</td> </tr> <tr> <td></td> <td>PAKET AĞIRLIK PACKAGE WEIGHT (kg/pu)</td> <td>15 kg</td> </tr> <tr> <td></td> <td>PAKET UZUNLUK PACKAGE LENGHT (m/pu)</td> <td>-- mt</td> </tr> </table>		BİRİM AĞIRLIK UNIT WEIGHT (kg/m)	-- gr/mt		MALZEME MATERIAL	EPDM		PAKET AĞIRLIK PACKAGE WEIGHT (kg/pu)	15 kg		PAKET UZUNLUK PACKAGE LENGHT (m/pu)	-- mt
	BİRİM AĞIRLIK UNIT WEIGHT (kg/m)	-- gr/mt													
	MALZEME MATERIAL	EPDM													
	PAKET AĞIRLIK PACKAGE WEIGHT (kg/pu)	15 kg													
	PAKET UZUNLUK PACKAGE LENGHT (m/pu)	-- mt													
01.REF.34.ES SİLİKON UYUMLU EPDM FİTİL EPDM COMPATIBLE WITH SILICONE			<table border="1"> <tr> <td></td> <td>BİRİM AĞIRLIK UNIT WEIGHT (kg/m)</td> <td>-- gr/mt</td> </tr> <tr> <td></td> <td>MALZEME MATERIAL</td> <td>EPDM</td> </tr> <tr> <td></td> <td>PAKET AĞIRLIK PACKAGE WEIGHT (kg/pu)</td> <td>15 kg</td> </tr> <tr> <td></td> <td>PAKET UZUNLUK PACKAGE LENGHT (m/pu)</td> <td>-- mt</td> </tr> </table>		BİRİM AĞIRLIK UNIT WEIGHT (kg/m)	-- gr/mt		MALZEME MATERIAL	EPDM		PAKET AĞIRLIK PACKAGE WEIGHT (kg/pu)	15 kg		PAKET UZUNLUK PACKAGE LENGHT (m/pu)	-- mt
	BİRİM AĞIRLIK UNIT WEIGHT (kg/m)	-- gr/mt													
	MALZEME MATERIAL	EPDM													
	PAKET AĞIRLIK PACKAGE WEIGHT (kg/pu)	15 kg													
	PAKET UZUNLUK PACKAGE LENGHT (m/pu)	-- mt													
01.REF.35.ES SİLİKON UYUMLU EPDM FİTİL EPDM COMPATIBLE WITH SILICONE			<table border="1"> <tr> <td></td> <td>BİRİM AĞIRLIK UNIT WEIGHT (kg/m)</td> <td>-- gr/mt</td> </tr> <tr> <td></td> <td>MALZEME MATERIAL</td> <td>EPDM</td> </tr> <tr> <td></td> <td>PAKET AĞIRLIK PACKAGE WEIGHT (kg/pu)</td> <td>15 kg</td> </tr> <tr> <td></td> <td>PAKET UZUNLUK PACKAGE LENGHT (m/pu)</td> <td>-- mt</td> </tr> </table>		BİRİM AĞIRLIK UNIT WEIGHT (kg/m)	-- gr/mt		MALZEME MATERIAL	EPDM		PAKET AĞIRLIK PACKAGE WEIGHT (kg/pu)	15 kg		PAKET UZUNLUK PACKAGE LENGHT (m/pu)	-- mt
	BİRİM AĞIRLIK UNIT WEIGHT (kg/m)	-- gr/mt													
	MALZEME MATERIAL	EPDM													
	PAKET AĞIRLIK PACKAGE WEIGHT (kg/pu)	15 kg													
	PAKET UZUNLUK PACKAGE LENGHT (m/pu)	-- mt													
01.REF.36 EPDM FİTİL EPDM GASKET			<table border="1"> <tr> <td></td> <td>BİRİM AĞIRLIK UNIT WEIGHT (kg/m)</td> <td>34 gr/mt</td> </tr> <tr> <td></td> <td>MALZEME MATERIAL</td> <td>EPDM</td> </tr> <tr> <td></td> <td>PAKET AĞIRLIK PACKAGE WEIGHT (kg/pu)</td> <td>15 kg</td> </tr> <tr> <td></td> <td>PAKET UZUNLUK PACKAGE LENGHT (m/pu)</td> <td>441 mt</td> </tr> </table>		BİRİM AĞIRLIK UNIT WEIGHT (kg/m)	34 gr/mt		MALZEME MATERIAL	EPDM		PAKET AĞIRLIK PACKAGE WEIGHT (kg/pu)	15 kg		PAKET UZUNLUK PACKAGE LENGHT (m/pu)	441 mt
	BİRİM AĞIRLIK UNIT WEIGHT (kg/m)	34 gr/mt													
	MALZEME MATERIAL	EPDM													
	PAKET AĞIRLIK PACKAGE WEIGHT (kg/pu)	15 kg													
	PAKET UZUNLUK PACKAGE LENGHT (m/pu)	441 mt													

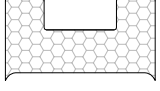
FİTİLLER / GASKETS

KOD CODE	GÖRSEL DRAWING	DETAY DETAIL	TEKNİK VERİLER TECHNICAL DATA												
01.REF.37 EPDM + SÜNGER EPDM + FOAM			<table border="1"> <tr> <td></td> <td>BİRİM AĞIRLIK UNIT WEIGHT (kg/m)</td> <td>-- gr/mt</td> </tr> <tr> <td></td> <td>MALZEME MATERIAL</td> <td>EPDM FOAM</td> </tr> <tr> <td></td> <td>PAKET AĞIRLIK PACKAGE WEIGHT (kg/pu)</td> <td>15 kg</td> </tr> <tr> <td></td> <td>PAKET UZUNLUK PACKAGE LENGHT (m/pu)</td> <td>-- mt</td> </tr> </table>		BİRİM AĞIRLIK UNIT WEIGHT (kg/m)	-- gr/mt		MALZEME MATERIAL	EPDM FOAM		PAKET AĞIRLIK PACKAGE WEIGHT (kg/pu)	15 kg		PAKET UZUNLUK PACKAGE LENGHT (m/pu)	-- mt
	BİRİM AĞIRLIK UNIT WEIGHT (kg/m)	-- gr/mt													
	MALZEME MATERIAL	EPDM FOAM													
	PAKET AĞIRLIK PACKAGE WEIGHT (kg/pu)	15 kg													
	PAKET UZUNLUK PACKAGE LENGHT (m/pu)	-- mt													
01.REF.38 EPDM FİTİL EPDM GASKET			<table border="1"> <tr> <td></td> <td>BİRİM AĞIRLIK UNIT WEIGHT (kg/m)</td> <td>-- gr/mt</td> </tr> <tr> <td></td> <td>MALZEME MATERIAL</td> <td>EPDM</td> </tr> <tr> <td></td> <td>PAKET AĞIRLIK PACKAGE WEIGHT (kg/pu)</td> <td>15 kg</td> </tr> <tr> <td></td> <td>PAKET UZUNLUK PACKAGE LENGHT (m/pu)</td> <td>-- mt</td> </tr> </table>		BİRİM AĞIRLIK UNIT WEIGHT (kg/m)	-- gr/mt		MALZEME MATERIAL	EPDM		PAKET AĞIRLIK PACKAGE WEIGHT (kg/pu)	15 kg		PAKET UZUNLUK PACKAGE LENGHT (m/pu)	-- mt
	BİRİM AĞIRLIK UNIT WEIGHT (kg/m)	-- gr/mt													
	MALZEME MATERIAL	EPDM													
	PAKET AĞIRLIK PACKAGE WEIGHT (kg/pu)	15 kg													
	PAKET UZUNLUK PACKAGE LENGHT (m/pu)	-- mt													
01.REF.39.ES SİLİKON UYUMLU EPDM FİTİL EPDM GASKET			<table border="1"> <tr> <td></td> <td>BİRİM AĞIRLIK UNIT WEIGHT (kg/m)</td> <td>-- gr/mt</td> </tr> <tr> <td></td> <td>MALZEME MATERIAL</td> <td>EPDM</td> </tr> <tr> <td></td> <td>PAKET AĞIRLIK PACKAGE WEIGHT (kg/pu)</td> <td>15 kg</td> </tr> <tr> <td></td> <td>PAKET UZUNLUK PACKAGE LENGHT (m/pu)</td> <td>-- mt</td> </tr> </table>		BİRİM AĞIRLIK UNIT WEIGHT (kg/m)	-- gr/mt		MALZEME MATERIAL	EPDM		PAKET AĞIRLIK PACKAGE WEIGHT (kg/pu)	15 kg		PAKET UZUNLUK PACKAGE LENGHT (m/pu)	-- mt
	BİRİM AĞIRLIK UNIT WEIGHT (kg/m)	-- gr/mt													
	MALZEME MATERIAL	EPDM													
	PAKET AĞIRLIK PACKAGE WEIGHT (kg/pu)	15 kg													
	PAKET UZUNLUK PACKAGE LENGHT (m/pu)	-- mt													
01.REF.40 EPDM FİTİL EPDM GASKET			<table border="1"> <tr> <td></td> <td>BİRİM AĞIRLIK UNIT WEIGHT (kg/m)</td> <td>72 gr/mt</td> </tr> <tr> <td></td> <td>MALZEME MATERIAL</td> <td>EPDM</td> </tr> <tr> <td></td> <td>PAKET AĞIRLIK PACKAGE WEIGHT (kg/pu)</td> <td>15 kg</td> </tr> <tr> <td></td> <td>PAKET UZUNLUK PACKAGE LENGHT (m/pu)</td> <td>208 mt</td> </tr> </table>		BİRİM AĞIRLIK UNIT WEIGHT (kg/m)	72 gr/mt		MALZEME MATERIAL	EPDM		PAKET AĞIRLIK PACKAGE WEIGHT (kg/pu)	15 kg		PAKET UZUNLUK PACKAGE LENGHT (m/pu)	208 mt
	BİRİM AĞIRLIK UNIT WEIGHT (kg/m)	72 gr/mt													
	MALZEME MATERIAL	EPDM													
	PAKET AĞIRLIK PACKAGE WEIGHT (kg/pu)	15 kg													
	PAKET UZUNLUK PACKAGE LENGHT (m/pu)	208 mt													
01.REF.41 EPDM + SÜNGER EPDM + FOAM			<table border="1"> <tr> <td></td> <td>BİRİM AĞIRLIK UNIT WEIGHT (kg/m)</td> <td>... gr/mt</td> </tr> <tr> <td></td> <td>MALZEME MATERIAL</td> <td>EPDM FOAM</td> </tr> <tr> <td></td> <td>PAKET AĞIRLIK PACKAGE WEIGHT (kg/pu)</td> <td>15 kg</td> </tr> <tr> <td></td> <td>PAKET UZUNLUK PACKAGE LENGHT (m/pu)</td> <td>.... mt</td> </tr> </table>		BİRİM AĞIRLIK UNIT WEIGHT (kg/m)	... gr/mt		MALZEME MATERIAL	EPDM FOAM		PAKET AĞIRLIK PACKAGE WEIGHT (kg/pu)	15 kg		PAKET UZUNLUK PACKAGE LENGHT (m/pu) mt
	BİRİM AĞIRLIK UNIT WEIGHT (kg/m)	... gr/mt													
	MALZEME MATERIAL	EPDM FOAM													
	PAKET AĞIRLIK PACKAGE WEIGHT (kg/pu)	15 kg													
	PAKET UZUNLUK PACKAGE LENGHT (m/pu) mt													
01.REF.42 EPDM FİTİL EPDM GASKET			<table border="1"> <tr> <td></td> <td>BİRİM AĞIRLIK UNIT WEIGHT (kg/m)</td> <td>56 gr/mt</td> </tr> <tr> <td></td> <td>MALZEME MATERIAL</td> <td>EPDM</td> </tr> <tr> <td></td> <td>PAKET AĞIRLIK PACKAGE WEIGHT (kg/pu)</td> <td>15 kg</td> </tr> <tr> <td></td> <td>PAKET UZUNLUK PACKAGE LENGHT (m/pu)</td> <td>267 mt</td> </tr> </table>		BİRİM AĞIRLIK UNIT WEIGHT (kg/m)	56 gr/mt		MALZEME MATERIAL	EPDM		PAKET AĞIRLIK PACKAGE WEIGHT (kg/pu)	15 kg		PAKET UZUNLUK PACKAGE LENGHT (m/pu)	267 mt
	BİRİM AĞIRLIK UNIT WEIGHT (kg/m)	56 gr/mt													
	MALZEME MATERIAL	EPDM													
	PAKET AĞIRLIK PACKAGE WEIGHT (kg/pu)	15 kg													
	PAKET UZUNLUK PACKAGE LENGHT (m/pu)	267 mt													
01.REF.43 EPDM FİTİL EPDM GASKET Açılı bağlantı için / For angled connection			<table border="1"> <tr> <td></td> <td>BİRİM AĞIRLIK UNIT WEIGHT (kg/m)</td> <td>44 gr/mt</td> </tr> <tr> <td></td> <td>MALZEME MATERIAL</td> <td>EPDM</td> </tr> <tr> <td></td> <td>PAKET AĞIRLIK PACKAGE WEIGHT (kg/pu)</td> <td>15 kg</td> </tr> <tr> <td></td> <td>PAKET UZUNLUK PACKAGE LENGHT (m/pu)</td> <td>340 mt</td> </tr> </table>		BİRİM AĞIRLIK UNIT WEIGHT (kg/m)	44 gr/mt		MALZEME MATERIAL	EPDM		PAKET AĞIRLIK PACKAGE WEIGHT (kg/pu)	15 kg		PAKET UZUNLUK PACKAGE LENGHT (m/pu)	340 mt
	BİRİM AĞIRLIK UNIT WEIGHT (kg/m)	44 gr/mt													
	MALZEME MATERIAL	EPDM													
	PAKET AĞIRLIK PACKAGE WEIGHT (kg/pu)	15 kg													
	PAKET UZUNLUK PACKAGE LENGHT (m/pu)	340 mt													

FİTİLLER / GASKETS

KOD CODE	GÖRSEL DRAWING	DETAY DETAIL	TEKNİK VERİLER TECHNICAL DATA	
01.08.12 EPDM FİTİL EPDM GASKET			 BİRİM AĞIRLIK UNIT WEIGHT (kg/m)	52 gr/mt
			 MALZEME MATERIAL	EPDM
			 PAKET AĞIRLIK PACKAGE WEIGHT (kg/pu)	15 kg
			 PAKET UZUNLUK PACKAGE LENGHT (m/pu)	288 mt
01.12.02 EPDM FİTİL EPDM GASKET			 BİRİM AĞIRLIK UNIT WEIGHT (kg/m)	32 gr/mt
			 MALZEME MATERIAL	EPDM
			 PAKET AĞIRLIK PACKAGE WEIGHT (kg/pu)	15 kg
			 PAKET UZUNLUK PACKAGE LENGHT (m/pu)	468 mt
01.12.27 EPDM FİTİL EPDM GASKET			 BİRİM AĞIRLIK UNIT WEIGHT (kg/m)	76 gr/mt
			 MALZEME MATERIAL	EPDM
			 PAKET AĞIRLIK PACKAGE WEIGHT (kg/pu)	15 kg
			 PAKET UZUNLUK PACKAGE LENGHT (m/pu)	197 mt
01.12.23 EPDM FİTİL EPDM GASKET			 BİRİM AĞIRLIK UNIT WEIGHT (kg/m)	92 gr/mt
			 MALZEME MATERIAL	EPDM
			 PAKET AĞIRLIK PACKAGE WEIGHT (kg/pu)	15 kg
			 PAKET UZUNLUK PACKAGE LENGHT (m/pu)	163 mt
01.03.23 EPDM FİTİL EPDM GASKET			 BİRİM AĞIRLIK UNIT WEIGHT (kg/m)	88 gr/mt
			 MALZEME MATERIAL	EPDM
			 PAKET AĞIRLIK PACKAGE WEIGHT (kg/pu)	15 kg
			 PAKET UZUNLUK PACKAGE LENGHT (m/pu)	170 mt
01.03.21 EPDM FİTİL EPDM GASKET			 BİRİM AĞIRLIK UNIT WEIGHT (kg/m)	115 gr/mt
			 MALZEME MATERIAL	EPDM
			 PAKET AĞIRLIK PACKAGE WEIGHT (kg/pu)	15 kg
			 PAKET UZUNLUK PACKAGE LENGHT (m/pu)	130 mt
01.17.02 EPDM FİTİL EPDM GASKET			 BİRİM AĞIRLIK UNIT WEIGHT (kg/m)	56 gr/mt
			 MALZEME MATERIAL	EPDM
			 PAKET AĞIRLIK PACKAGE WEIGHT (kg/pu)	15 kg
			 PAKET UZUNLUK PACKAGE LENGHT (m/pu)	267 mt

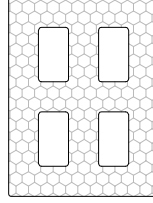
20.REF.01



YALITIM ELEMANI
INSULATION PIECE

Malzeme / Material: EPDM KÖPÜK + BANT
EPDM Foam + Bant

20.REF.02



YALITIM ELEMANI
INSULATION PIECE

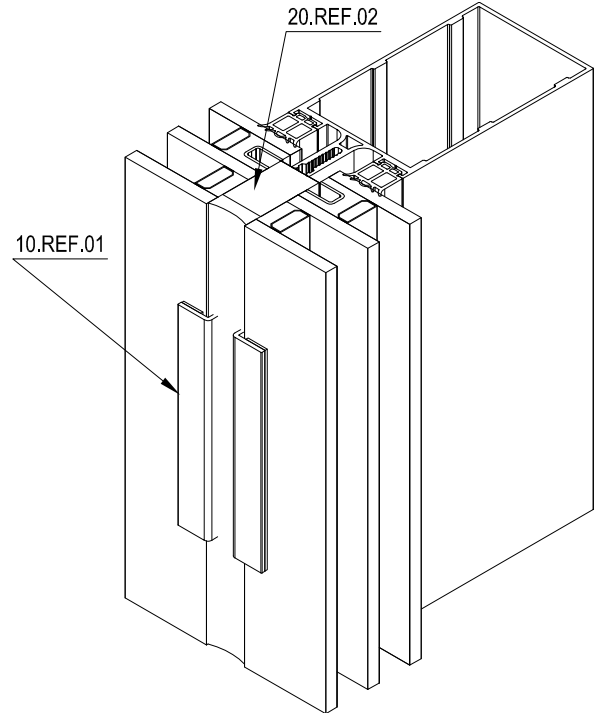
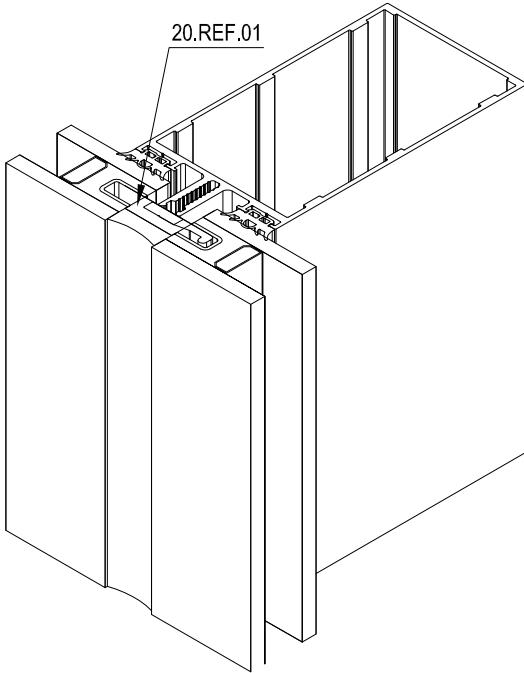
Malzeme / Material: EPDM KÖPÜK + BANT
EPDM Foam + Bant

10.REF.01



PASLANMAZ EMNİYET PARÇASI
STAINLESS SAFETY PIECE

Malzeme / Material:



20.REF.03



YALITIM ELEMANI
INSULATION PIECE

Malzeme / Material: EPDM KÖPÜK+ BANT
EPDM Foam + Bant

Ölçek / Scale: 1/2

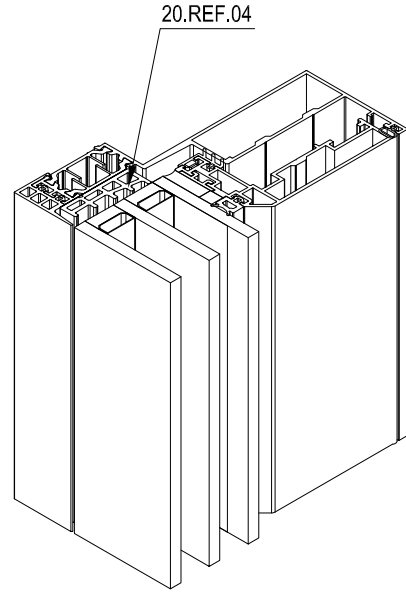
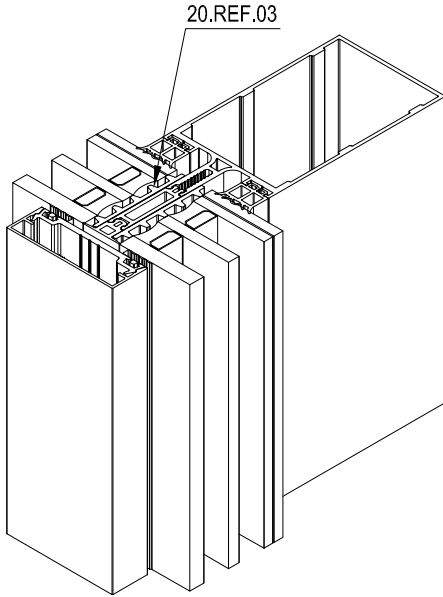
20.REF.04



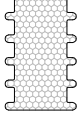
YALITIM ELEMANI
INSULATION PIECE

Malzeme / Material: EPDM KÖPÜK + BANT
EPDM Foam + Bant

Ölçek / Scale: 1/2



20.05.05

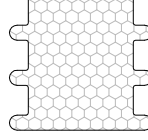


YALITIM ELEMANI
INSULATION PIECE

Malzeme / Material: EPDM KÖPÜK
EPDM Foam

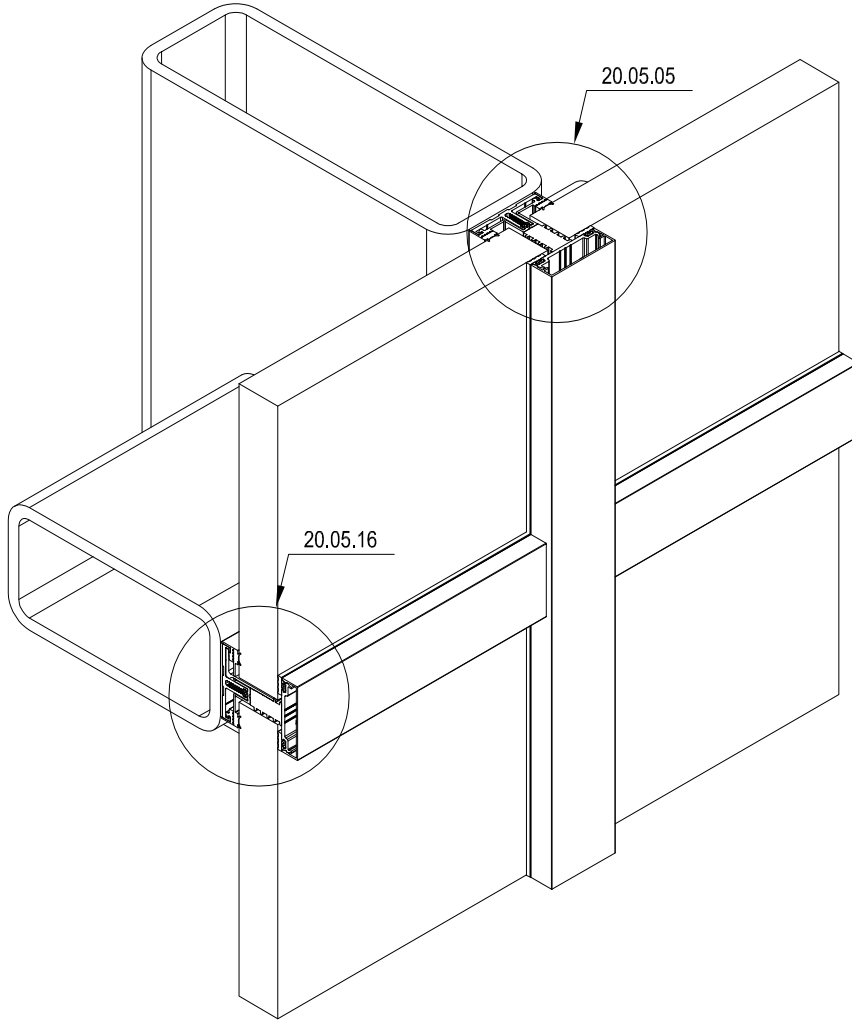
Ölçek / Scale: 1/2

20.05.16

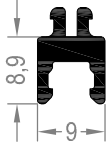


YALITIM ELEMANI
INSULATION PIECE

Malzeme / Material: EPDM KÖPÜK
EPDM Foam

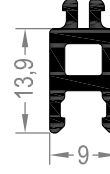


02.01.02



PVC PROFİL
PVC PROFILE
Malzeme / Material: PVC

02.01.05



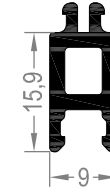
PVC PROFİL
PVC PROFILE
Malzeme / Material: PVC

02.01.08



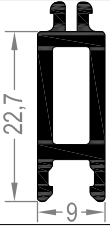
PVC PROFİL
PVC PROFILE
Malzeme / Material: PVC

02.01.09



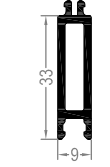
PVC PROFİL
PVC PROFILE
Malzeme / Material: PVC

02.01.14



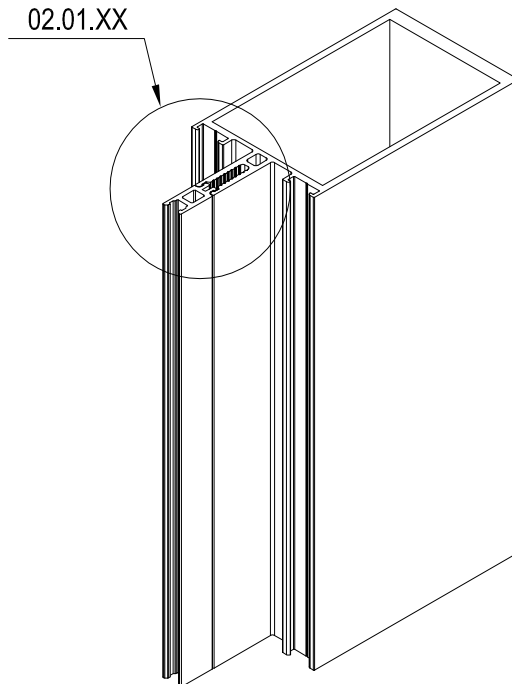
PVC PROFİL
PVC PROFILE
Malzeme / Material: PVC

02.01.16

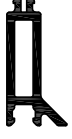


PVC PROFİL
PVC PROFILE
Malzeme / Material: PVC

Ölçek / Scale: 1/2



31.REF.01



POLYAMİD BARIYER
POLIAMID BARRIER

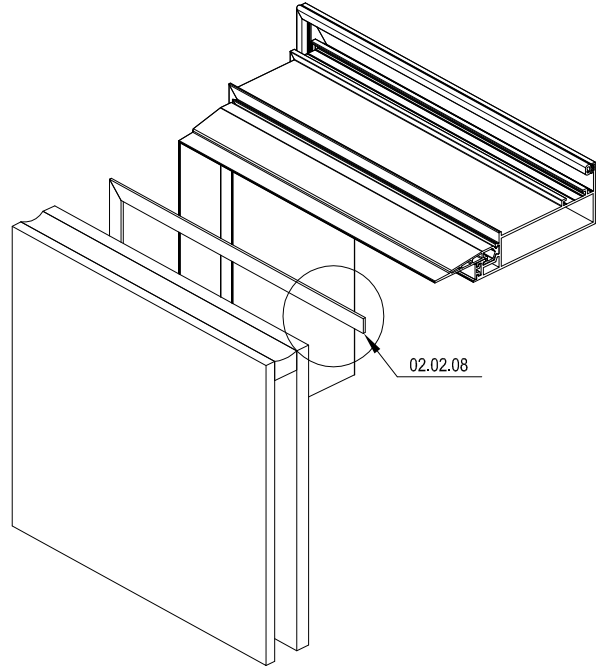
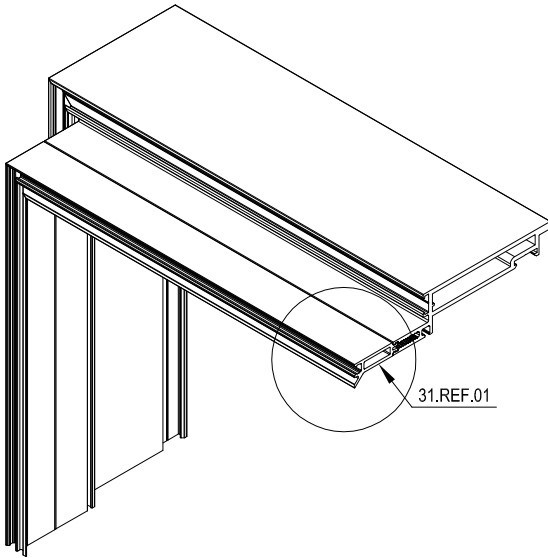
Malzeme / Material: POLYAMİD

Ölçek / Scale: 1/2

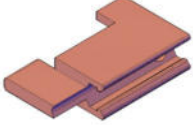
02.02.08



YAPISAL CAM BANDI
STRUCTURAL GLASS TAPE



11.REF.01



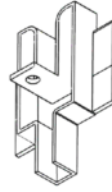
SU TAHLİYE PARÇASI
YATAY-YATAY BİRLEŞİM İÇİN
WATER DRAINAGE PIECE FOR
CONNECTION OF HORIZONTAL-HORIZONTAL

04.REF.02

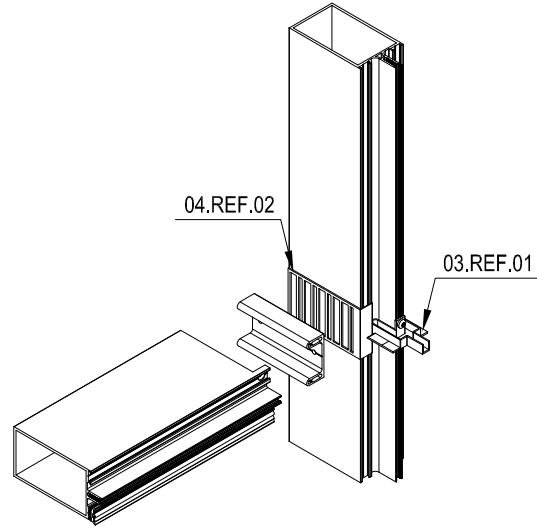
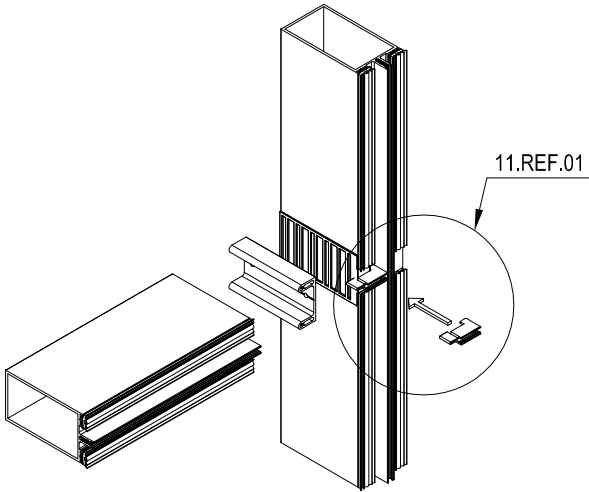


U BAĞLANTI CONTASI
U CONNECTION SEAL

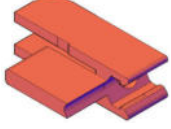
03.REF.01



SU TAHLİYE PARÇASI (ÇÖRTEN)
WATER DRAINAGE PIECE



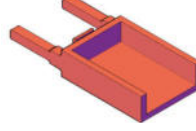
11.REF.02



SU TAHLİYE PARÇASI
DÜŞEY-YATAY BİRLEŞİM İÇİN
DÜŞEY SİLİKON YATAY KAPAKLI SİSTEM İÇİN

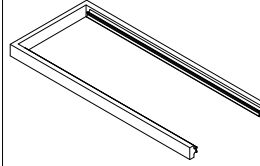
WATER DRAINAGE PIECE FOR
CONNECTION OF VERTICAL-HORIZONTAL

03.REF.03



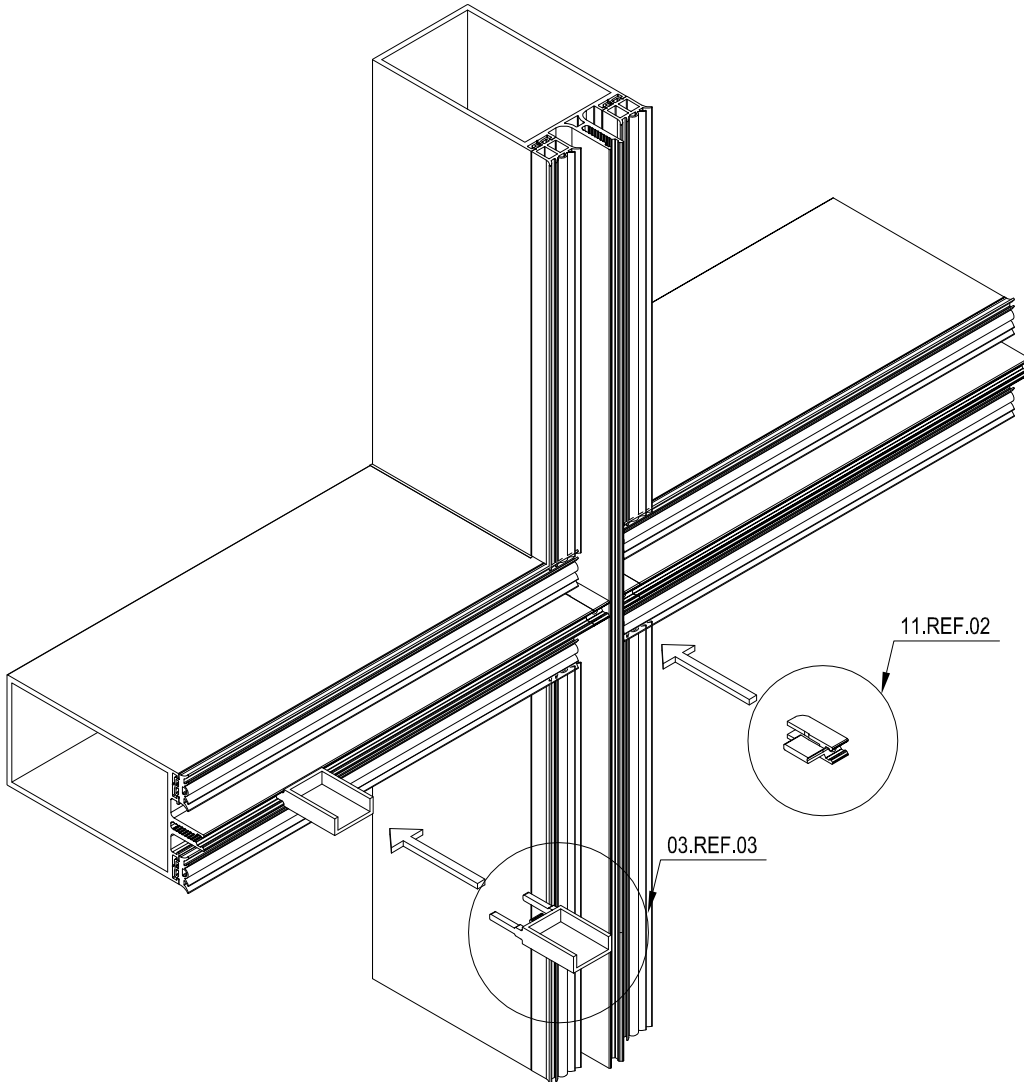
YATAY SU TAHLİYE PARÇASI
(ÇÖRTEN)
HORIZONTAL DRAINAGE PIECE

04.REF.10

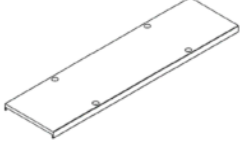


T BAĞLANTI CONTASI

T CONNECTION SEAL

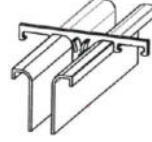


04.REF.01

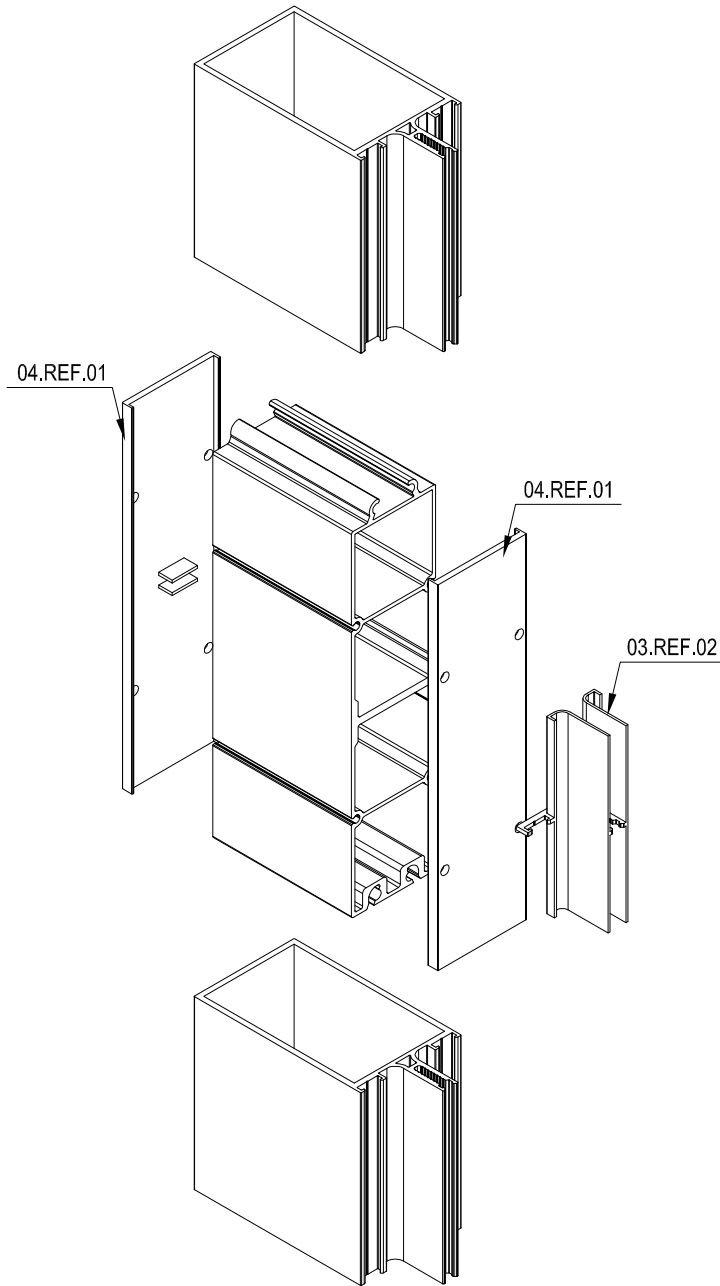


DİLATASTON PROFİL KAPAĞI
PROFILE CAP FOR DILATATION

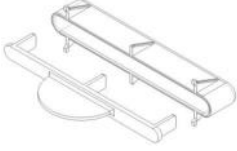
03.REF.02



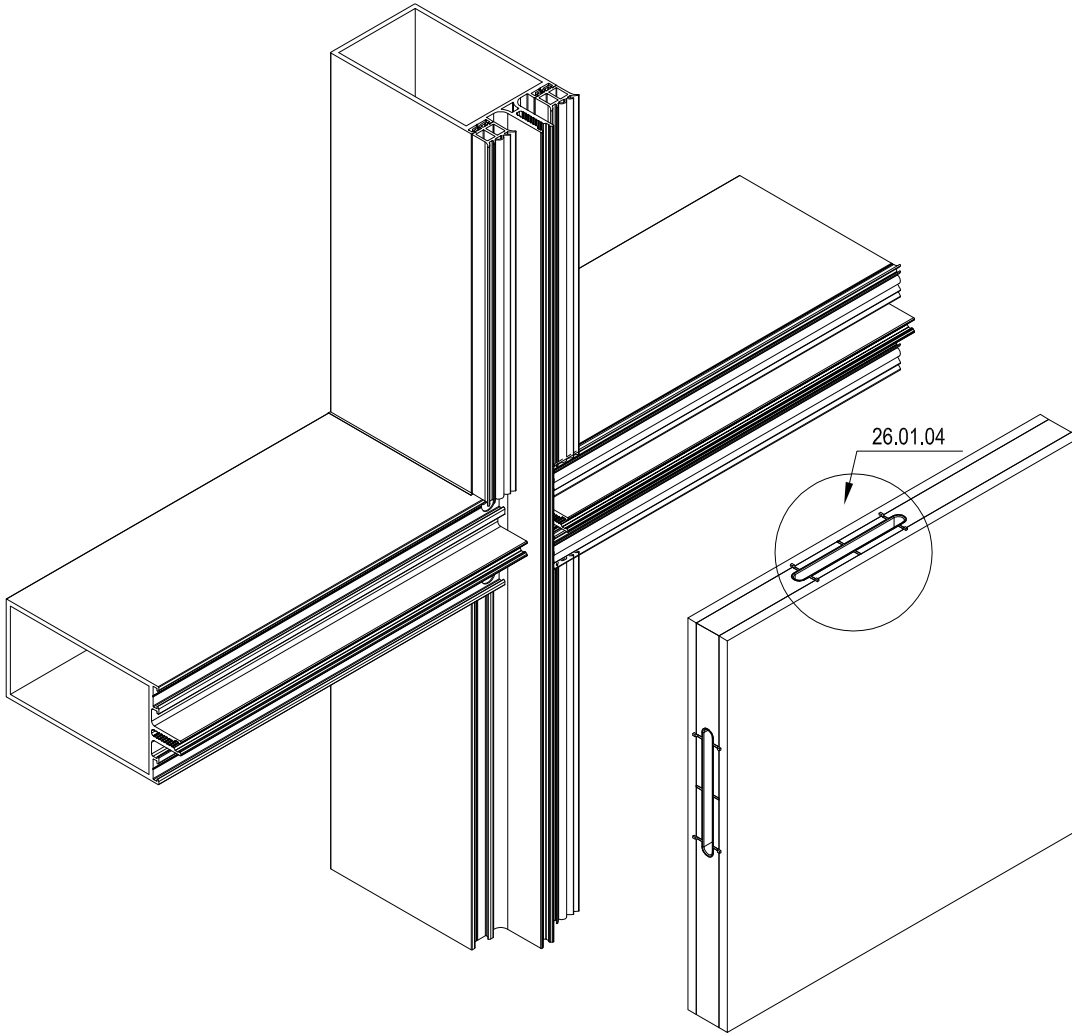
TAHLİYE EK PARÇASI
ADDITIONAL DRAINAGE PIECE



26.01.04



CAM ARASI DESTEK PROFİLİ



CAM İÇİ KİLİTLEME PROFİLLERİ / INTERLOCKING GLAZING PROFILES

11.REF.04



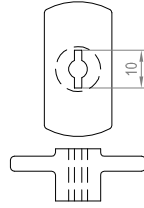
11.REF.05



11.REF.06

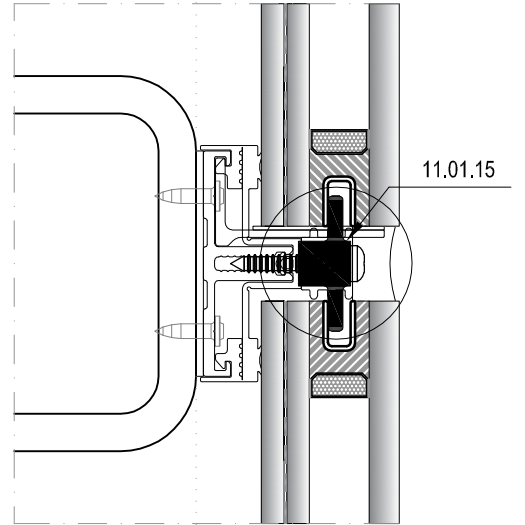
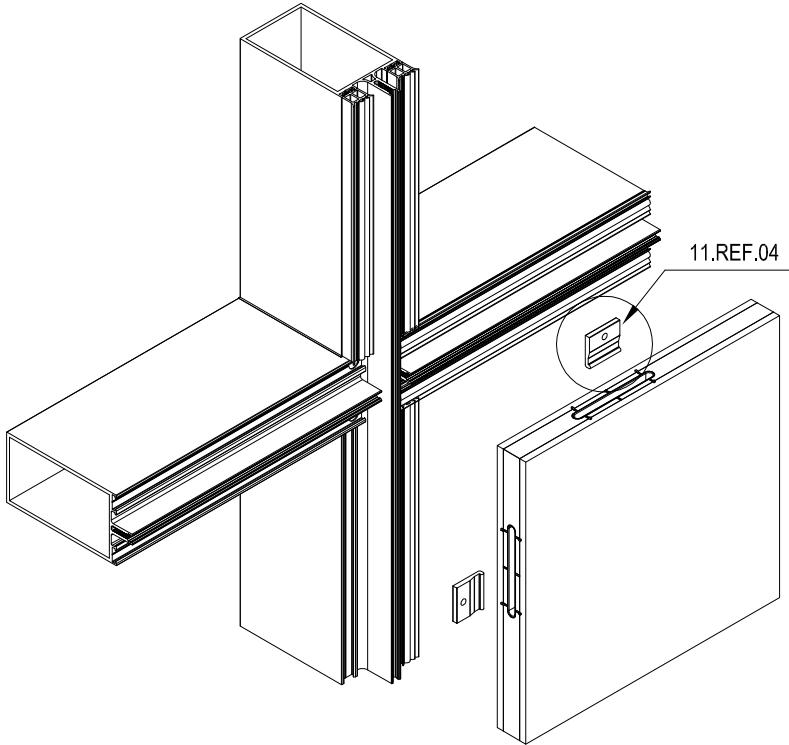


11.01.15



KİLİTLEME PARÇASI
LOCKING PART

Malzeme / Material: ZAMAK



CEPHE MAKASLARI / ARMS FOR CURTAIN WALL



GIESSE CEPHE MAKASLARI
GIESSE ARMS FOR CURTAIN WALL

Malzeme / Material : Paslanmaz Çelik
Stainless Steel

EN 13126-6 : 2007

GIESSE DIŐA AÇILIM MAKAS GIESSE ARM FOR TOP HUNG	MAKAS BOYU ARM LENGHT		KANAT GENİŐLİĐİ SASH WIDTH (mm)	KANAT YÜKSEKLİĐİ SASH HEIGHT (mm)	KANAT AĐIRLIĐI SASH WEIGHT (Kg)	MAX.AÇMA DERECEŐİ MAX.OPENING ANGLE
	INCH	MM				
07.03.14	10"	261,5	1200	700	50 kg	35°
07.03.02	12"	317,5	1200	800	60 kg	30° / 35°
07.03.03	14"	353,5	1300	1000	69,5 kg	30° / 35°
07.03.13	16"	414,5	1400	1200	88,5 kg	25° / 30°
07.03.04	18"	458,5	1400	1400	102 kg	25° / 30°
07.03.12	20"	511,5	1500	1600	135 kg	20° / 25°
07.03.15	22"	556,5	1500	1700	137 kg	20° / 25°
07.03.16	24"	602,5	1500	1800	139 kg	20° / 25°
07.03.17	28"	707,5	1500	2000	155 kg	10° / 15° / 20°
07.03.18*	26"	690	*1700	*2500	*180 kg	*7°

ÖZEL RÜZGAR YÜKÜ KOŐULLARI İÇİN SİPARİŐ ÖNCESİ BİLGİ ALINMALIDIR.
FOR SPECIAL WIND LOAD CONDITIONS TAKE ADITIONAL INFORMATION BEFORE ORDERING.

*07.03.18 KODLU MAKAS İLAVE LİMİTLEME MAKASI İLE BİRLİKTE KULLANILMALIDIR.
07.03.18 ARM MUST BE USED WITH ADITIONAL LASER ARM

GESSE KANAT AÇILIM AKSESUARLARI / GESSE OPENING ACCESSORIES FOR TOP - HUNG WINDOW

07.05.27



GESSE CEPHE KOLU
GESSE HANDLE FOR CURTAIN WALL

Renk / Colour: Siyah-Gri
Black-Grey

07.25.03



GESSE KOL BAĞLANTI PARÇASI 18mm
GESSE CONNECTION ROD 18mm

Malzeme / Material: Zamak

07.05.27 Kol için / For handle 07.05.27
AE50V05 kanat profili için / For vent profile AE50V05

07.13.06



GESSE AYARLI PİM
GESSE ADJUSTABLE LOCKING PAWL

Malzeme / Material: Zamak / Zamak

07.25.06



GESSE KOL BAĞLANTI PARÇASI 12mm
GESSE CONNECTION ROD 12mm

Malzeme / Material: Zamak

07.05.27 Kol için / For handle 07.05.27
E50 V 04 kanat profili için / For vent profile E50 V 04

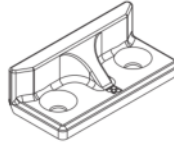
07.09.10



GESSE ÜST KİLITLEME
GESSE BURGLAR BOLT

Malzeme / Material : Zamak / Poliamid
Zamak / Polyamide

07.09.09



GESSE PİM KARŞILIĞI
GESSE STRIKER

Malzeme / Material : Zamak / Zamak

07.03.19



GESSE LİMİTLEME MAKASI
GESSE LASER ARM

07.21.02



GESSE KÖŞE DÖNME
GESSE CORNER DRIVE

Malzeme / Material : Zamak / Zamak

KANAT AÇILIM AKSESUARLARI / OPENING ACCESSORIES FOR TOP - HUNG WINDOW

07.05.23



RESCARA CEPHE KOLU
HANDLE FOR CURTAIN WALL

Renk / Colour : Beyaz-Gri-Ham
White-Grey-Pres

07.13.05



PİM
PIN

07.05.23 Kol için / For Handle 07.05.23

07.09.05



PİM KARŞILIĞI
LOCK PLATE

Malzeme / Material : Zamak





07.21.03

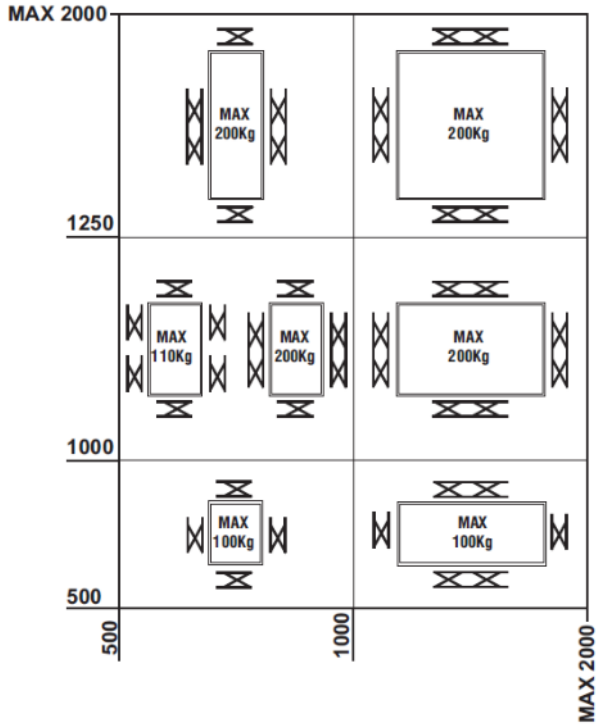


RESCARA KÖŞE DÖNME
RESCARA CORNER DRIVE

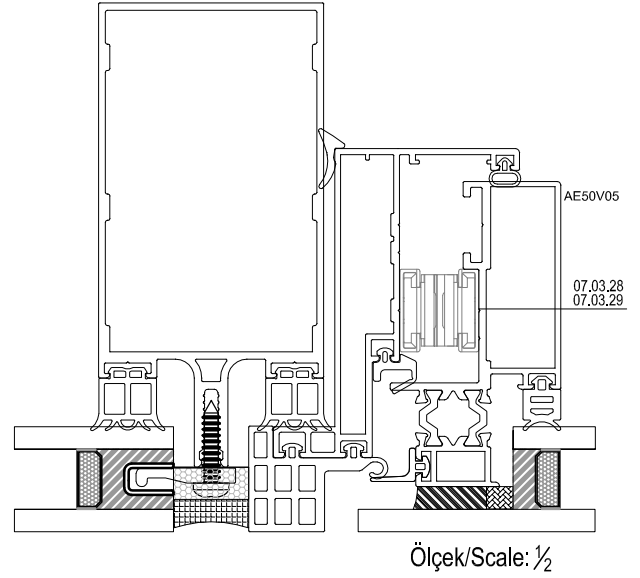
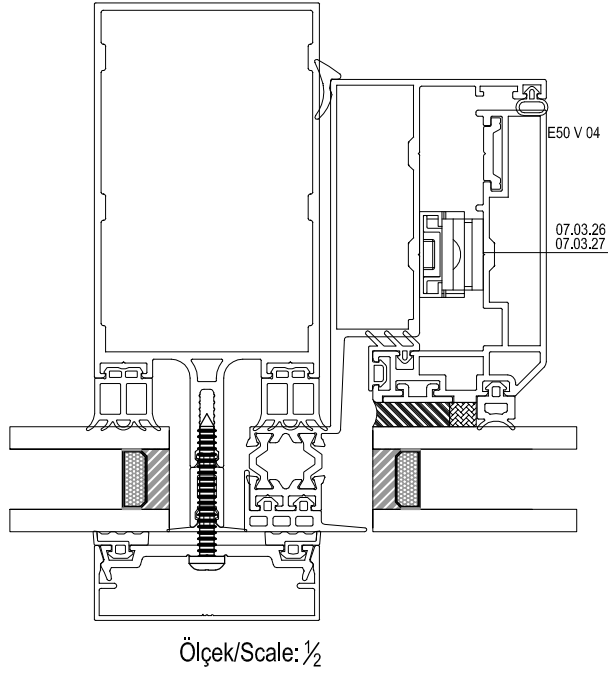
Malzeme / Material : Zamak / Zamak

PARALEL AÇILIM MAKASLARI / SHEAR PARALLEL EXPANSION

<p>07.03.26</p>  <p>GIESSE PARALEL MAKAS (TEKLİ) 17mm GIESSE PARALLEL ARMS (SINGLE) 17mm</p>	<p>07.03.27</p>  <p>GIESSE PARALEL MAKAS (ÇİFTLİ) 17mm GIESSE PARALLEL MAKAS (DOUBLE) 17mm</p>
<p>07.03.28</p>  <p>GIESSE PARALEL MAKAS (TEKLİ) 21mm GIESSE PARALLEL ARMS (SINGLE) 21mm</p>	<p>07.03.29</p>  <p>GIESSE PARALEL MAKAS (ÇİFTLİ) 21mm GIESSE PARALLEL MAKAS (DOUBLE) 21mm</p>



PARALEL AÇILIM MAKASLARI / SHEAR PARALLEL EXPANSION



** >60 KG AĞIRLIĞINDAKİ VEYA > 1250x1250MM BÜYÜKLÜĞÜNDEKİ KANATLAR İÇİN MOTOR KULLANILMALIDIR.
FOR SASHES WEIGHING > 60 KG OR SIZED > 1250 x 1250MM IT IS REQUIRED TO USE A SASH OPENING AND CLOSING SYSTEM THAT USES MOTORS.

*GIESSE PARALEL MAKASLAR E50 V 04 VE AE50V05 KANAT PROFİLLERİ İLE KULLANILMALIDIR.
GIESSE PARALLEL ARMS SHOULD BE USED WITH E50 V 04 AND AE50V05 VENT PROFILES.

*TABLODA BELİRTİLEN ÖLÇÜLERİN DIŞINDAKİ KANATLARIN PARALEL AÇILIMA UYGUNLUĞU İÇİN MÜŞTERİ TEMSİLCİNİZ İLE İRTİBATA GEÇEBİLİRSİNİZ.
YOU CAN CONTACT YOUR CUSTOMER REPRESENTATIVE FOR CONVENIENCE OF PARALLEL OPENING OF THE VENTS, WHICH ARE NOT SPECIFIED IN THE TABLE, AS EXCEPTIONAL DIMENSIONS.

