

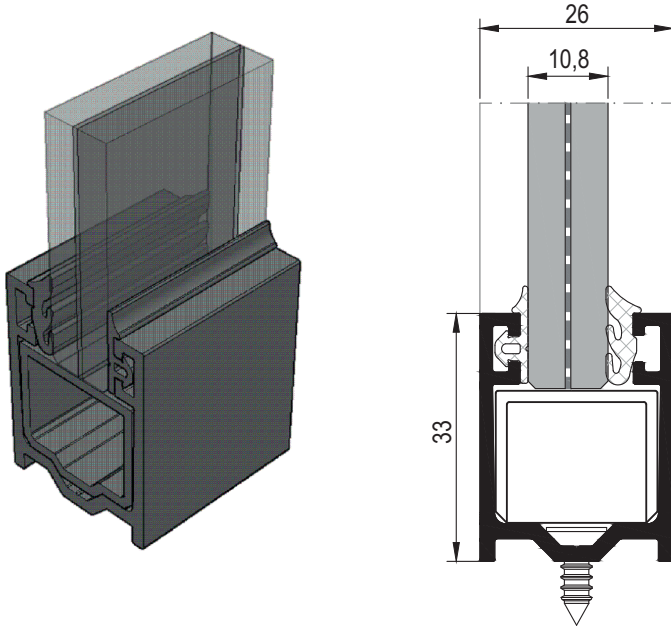
MİMARİ KATALOG

ARCHITECTURAL CATALOGUE

Alüminyum Kapı Pencere ve Giydirme Cephe Sistemleri
Aluminium Window Doors and Facade Systems



RO26



TEKNİK ÖZELLİKLERİ / TECHNICAL PROPERTIES

| | |
|-------------------------------------------|----------------------|
| SİSTEM DERİNLİĞİ / FRAME DEPTH | 26 mm |
| SİSTEM YÜKSEKLİĞİ / FRAME HEIGHT | 33 mm |
| CAM KALINLIKLARI / GLASS THICKNESS | 8,76 / 10 / 10,76 mm |

KULLANIM SEÇENEKLERİ / APPLICATION ALTERNATIVES

| |
|-------------------------------------------------------------------------------------|
| TEK CAMLI OFİS BÖLME SİSTEMİ / SINGLE GLAZED OFFICE PARTITION SYSTEM |
| CAM CAMA BİRLEŞİMİ / GLASS-TO-GLASS PARTITIONING JOINT |
| KESİNTİSİZ CAM GÖRÜNÜMÜ / UNINTERRUPTED GLASS VIEW |
| U KASA VE ÇİTALİ KASA ALTERNATİFLERİ / U FRAME AND BEADED FRAME ALTERNATIVES |
| 90° KÖŞE BİRLEŞİMİ / 90° CORNER JOINT |
| AHŞAP KAPI ÇERÇEVE PROFİLİ ALTERNATİFİ / WOOD DOOR FRAME PROFILE ALTERNATIVE |
| ÇERÇEVELİ VE ÇERÇEVESİZ BİNİLİ KAPI / FRAMED AND UNFRAMED DOOR |
| KABLO KANALI ALTERNATİFİ / CABLE CHANNEL ALTERNATIVE |

MİMARİ KATALOG

ARCHITECTURAL CATALOGUE

Alüminyum Kapı Pencere ve Giydirme Cephe Sistemleri
Aluminium Window Doors and Facade Systems

01

02

03

04

RO26

PROFİLLER

PROFILES

05

06

07

08


09

10

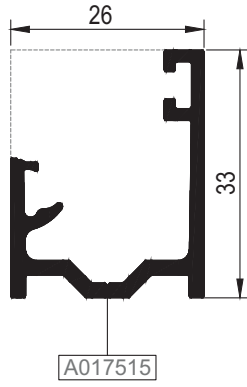
11

12

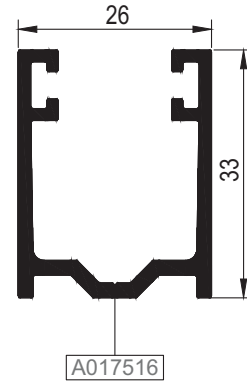
13

| KOD / CODE | AĞIRLIK (kg/m) / WEIGHT | Jxx cm ⁴ | Jyy cm ⁴ | L m | |
|------------|-------------------------|---------------------|---------------------|-----|-------------------------------------------------------------------------------------|
| RO26 F 01 | 0,467 | 1,636 | 1,749 | 6 |  |
| RO26 F 02 | 0,548 | 2,441 | 2,233 | 6 | |
| RO26 F 03 | 1,769 | 25,373 | 89,693 | 6 | |

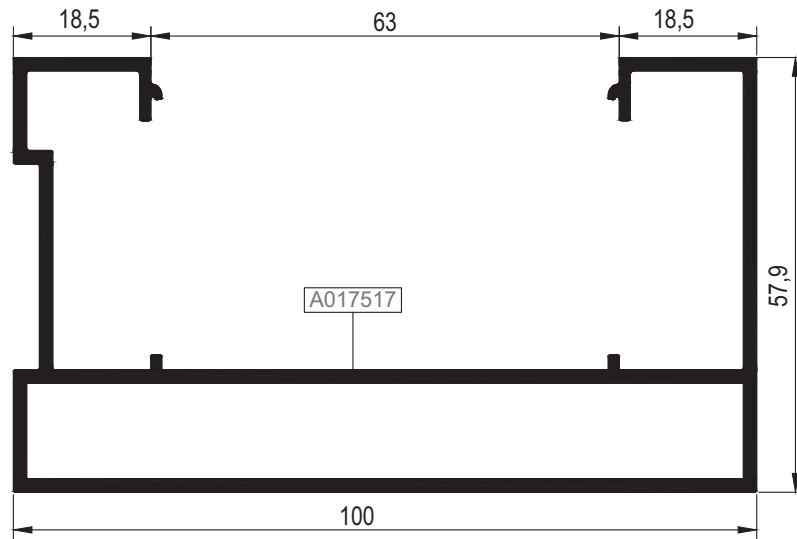
RO26 F 01




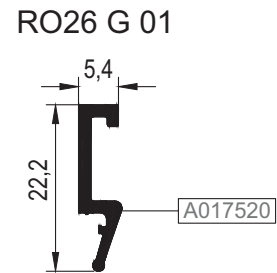
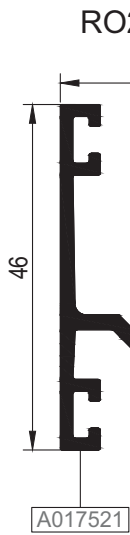
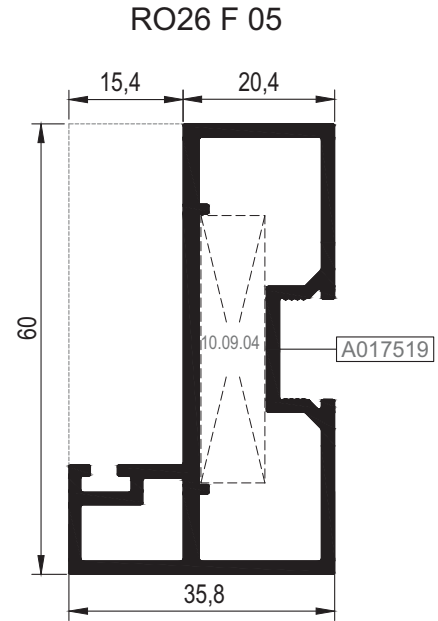
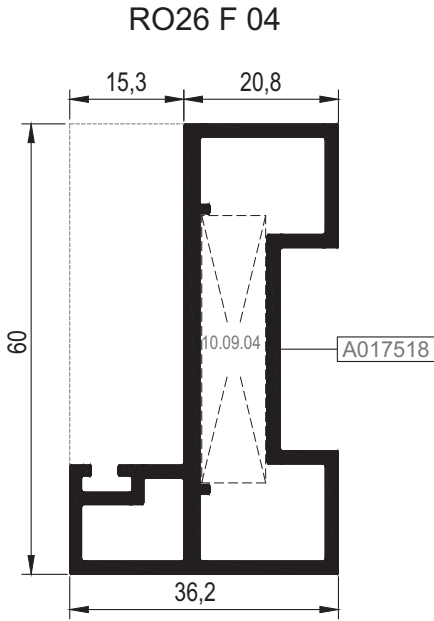
RO26 F 02



RO26 F 03



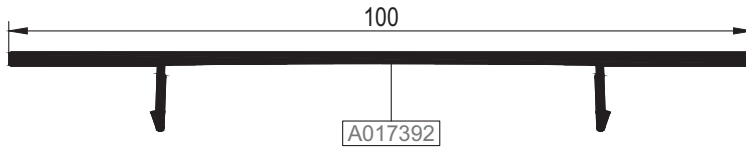
| KOD / CODE | AĞIRLIK (kg/m) / WEIGHT | Jxx cm ⁴ | Jyy cm ⁴ | L m | |
|------------|-------------------------|---------------------|---------------------|-----|-------------------------------------------------------------------------------------|
| RO26 F 04 | 1,123 | 16,625 | 4,231 | 6 |  |
| RO26 F 05 | 1,118 | 16,087 | 4,505 | 6 | |
| RO26 F 06 | 0,753 | 3,160 | 5,175 | 6 | |
| RO26 G 01 | 0,138 | 0,214 | 0,013 | 6 | |



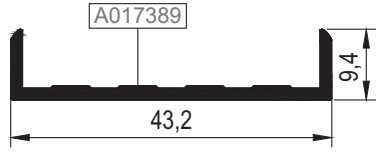
| KOD / CODE | AĞIRLIK (kg/m) / WEIGHT | Jxx cm ⁴ | Jyy cm ⁴ | L m |
|------------|-------------------------|---------------------|---------------------|-----|
| RO77 P 03 | 0,510 | ---- | ---- | 6 |
| RO77 V 01 | 0,269 | ---- | ---- | 6 |
| RO108 V 08 | 0,606 | ---- | ---- | 6 |
| A000756 | 0,626 | ---- | ---- | 6 |



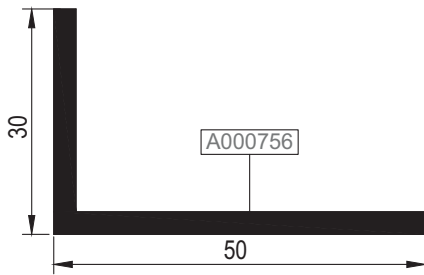
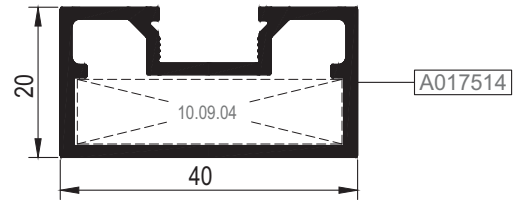
RO77 P 03




RO77 V 01

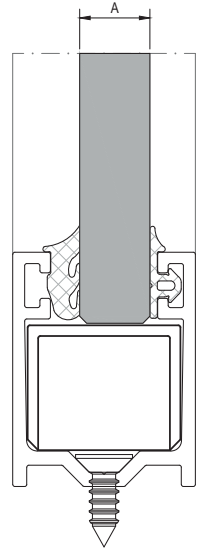
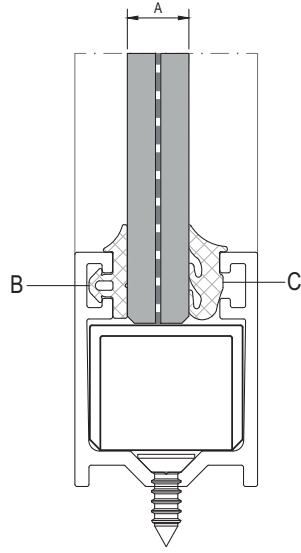
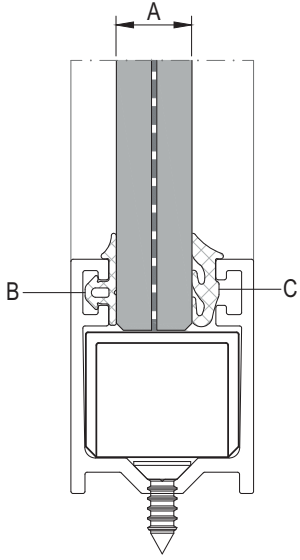


RO108 V 08



| | | |
|--------------------------------|-----------------------------------------------------------------------------------|--|
| AKSESUAR KODU (ACCESSORY CODE) | 10.09.04 | |
| KESİM ÖLÇÜSÜ (CUTTING SIZE) | 8,5 mm | |
| PROFİL KODU (PROFILE CODE) | Pimli bağlantılı köşe takozu (Corner cleat with pin connection) | |
| ÇİZİM (DRAWING) |  | |

| KÖŞE TAKOZLARI (CORNER CLEATS) | | | |
|--------------------------------|---------|------------------------------|------------------------|
| Nr | | KESİM ÖLÇÜSÜ CUTTING SIZE | AKS. KODU ACS. CODE |
| RO26 F 04 | A017518 | 8,5 mm | 10.09.04 |
| RO26 F 05 | A017519 | 8,5 mm | 10.09.04 |
| RO108 V 08 | A017514 | 8,5 mm | 10.09.04 |



| KAMA TİP FİTİL İÇİN CAM TABLOSU GLASS TABLE FOR GLAZING GASKET | | | |
|-------------------------------------------------------------------|-----------------------------------------|-------------------------------------|-------------------------------------|
| | -A- CAM KALINLIĞI GLASS THICKNESS | -B- CAM FİTİLİ GLAZING GASKET | -C- CAM FİTİLİ GLAZING GASKET |
| 1 | 10,76 mm | 01.11.19 | 01.17.28 |

| KAMA TİP FİTİL İÇİN CAM TABLOSU GLASS TABLE FOR GLAZING GASKET | | | |
|-------------------------------------------------------------------|-----------------------------------------|-------------------------------------|-------------------------------------|
| | -A- CAM KALINLIĞI GLASS THICKNESS | -B- CAM FİTİLİ GLAZING GASKET | -C- CAM FİTİLİ GLAZING GASKET |
| 1 | 8,76 mm | 01.11.20 | 01.17.29 |

| KAMA TİP FİTİL İÇİN CAM TABLOSU GLASS TABLE FOR GLAZING GASKET | | | |
|-------------------------------------------------------------------|-----------------------------------------|-------------------------------------|-------------------------------------|
| | -A- CAM KALINLIĞI GLASS THICKNESS | -B- CAM FİTİLİ GLAZING GASKET | -C- CAM FİTİLİ GLAZING GASKET |
| 1 | 10 mm | 01.11.19 | 01.17.29 |

MİMARİ KATALOG

ARCHITECTURAL CATALOGUE

Alüminyum Kapı Pencere ve Giydirme Cephe Sistemleri
Aluminium Window Doors and Facade Systems

RO26

DETAYLAR

DETAILS

01

02

03

04

05

06

07

08

09

10

11

12

13

01

02

ALÜMİNYUM KASA CAM KAPI DETAYI
GLASS DOOR DETAIL WITH ALUMINIUM FRAME

03

04

05

06

07

08

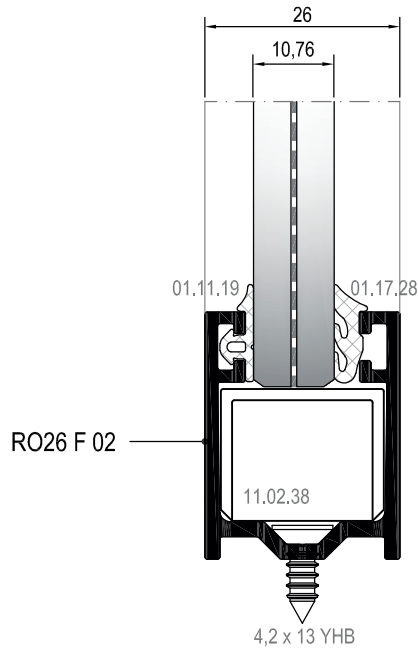
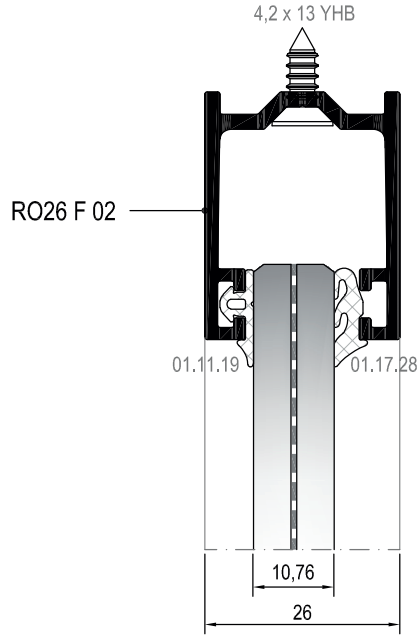
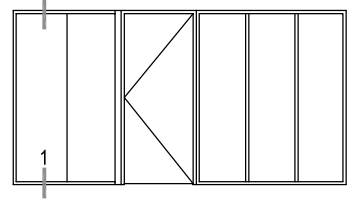
09

10

11

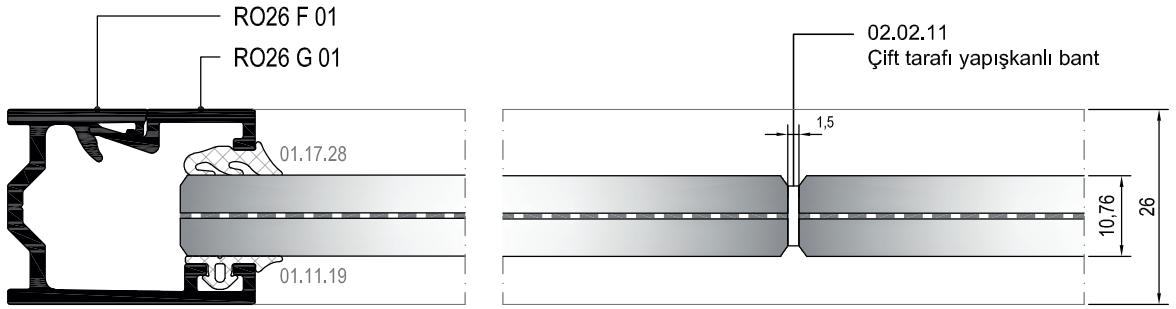
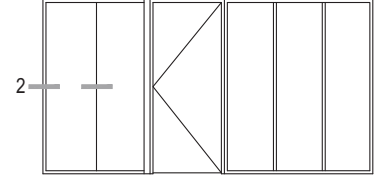
12

13



① DETAYI
DETAIL

ALÜMİNYUM KASA CAM KAPI DETAYI
GLASS DOOR DETAIL WITH ALUMINIUM FRAME

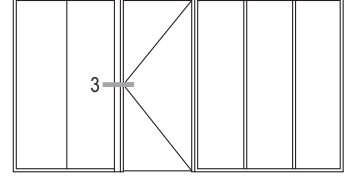


② DETAYI
DETAIL

01

02

ALÜMİNYUM KASA CAM KAPI DETAYI
GLASS DOOR DETAIL WITH ALUMINIUM FRAME



03

04

05

06

07

08

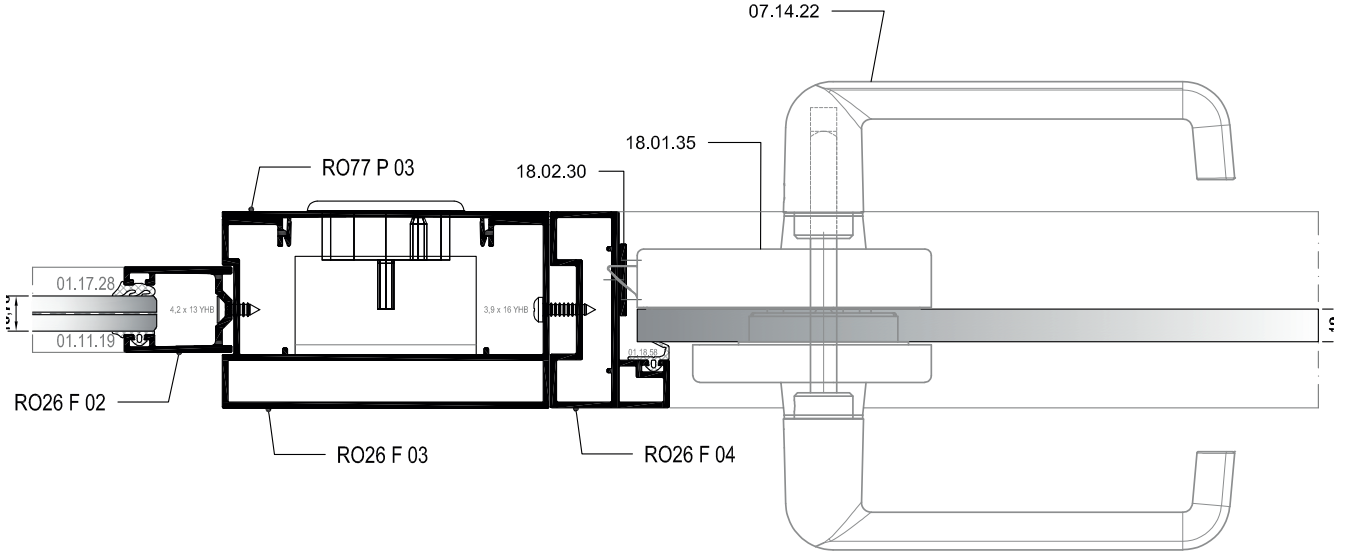
09

10

11

12

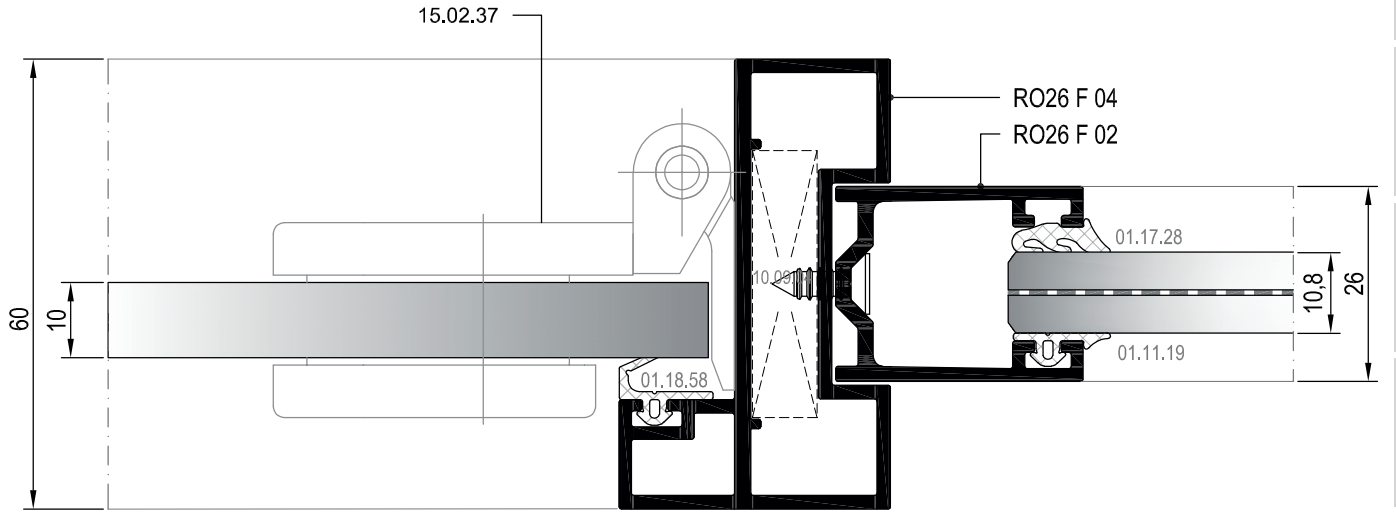
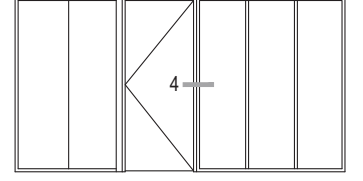
13



Ölçek/Scale: 1/2

③ DETAYI
DETAIL

ALÜMİNYUM KASA CAM KAPI DETAYI
GLASS DOOR DETAIL WITH ALUMINIUM FRAME



④ DETAYI
DETAIL

01

02

03

04

05

06

07

08

09

10

11

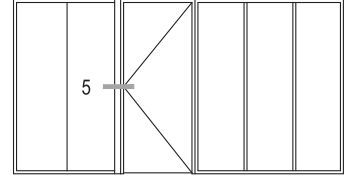
12

13

01

02

ALÜMİNYUM KASA CAM KAPI DETAYI
GLASS DOOR DETAIL WITH ALUMINIUM FRAME



03

04

05

06

07

08

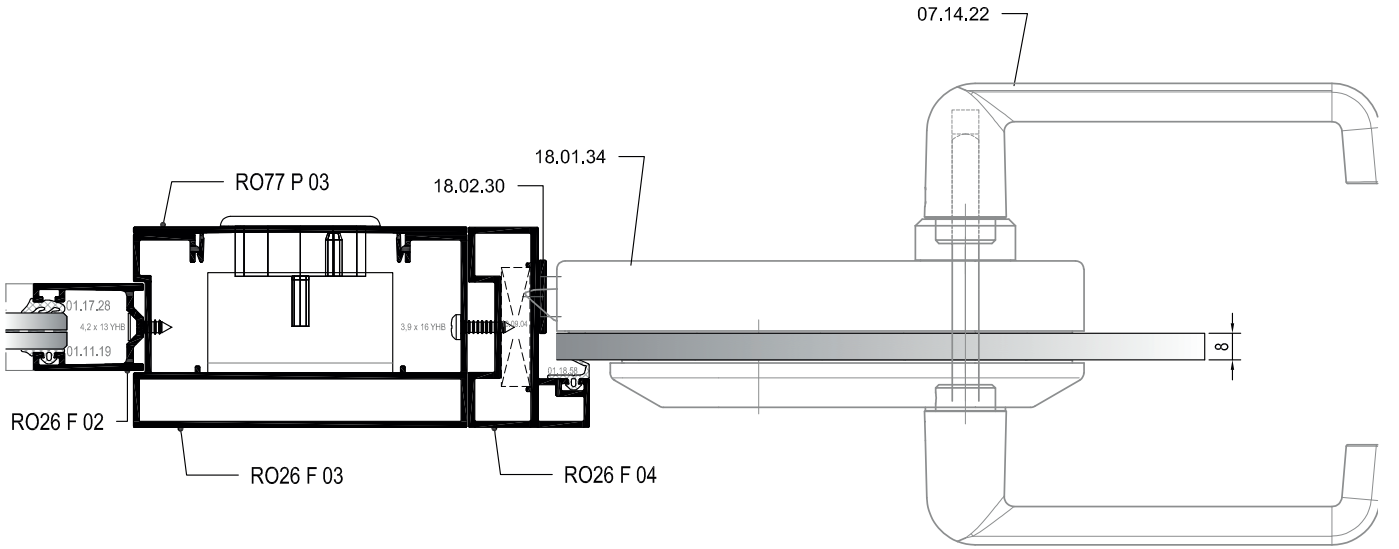
09

10

11

12

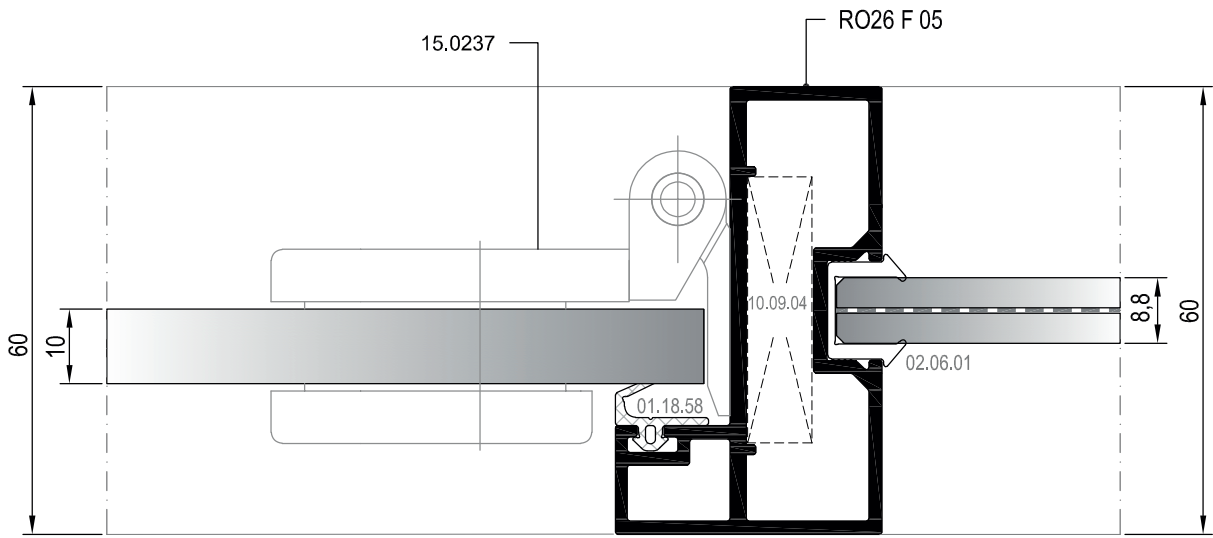
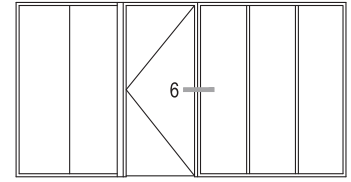
13



Ölçek/Scale: 1/2

⑤ DETAYI
DETAIL

ALÜMİNYUM KASA CAM KAPI DETAYI
GLASS DOOR DETAIL WITH ALUMINIUM FRAME



⑥ DETAYI
DETAIL

01

02

03

04

05

06

07

08

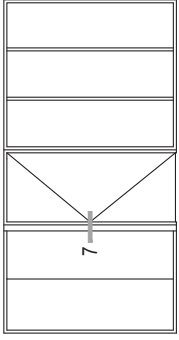
09

10

11

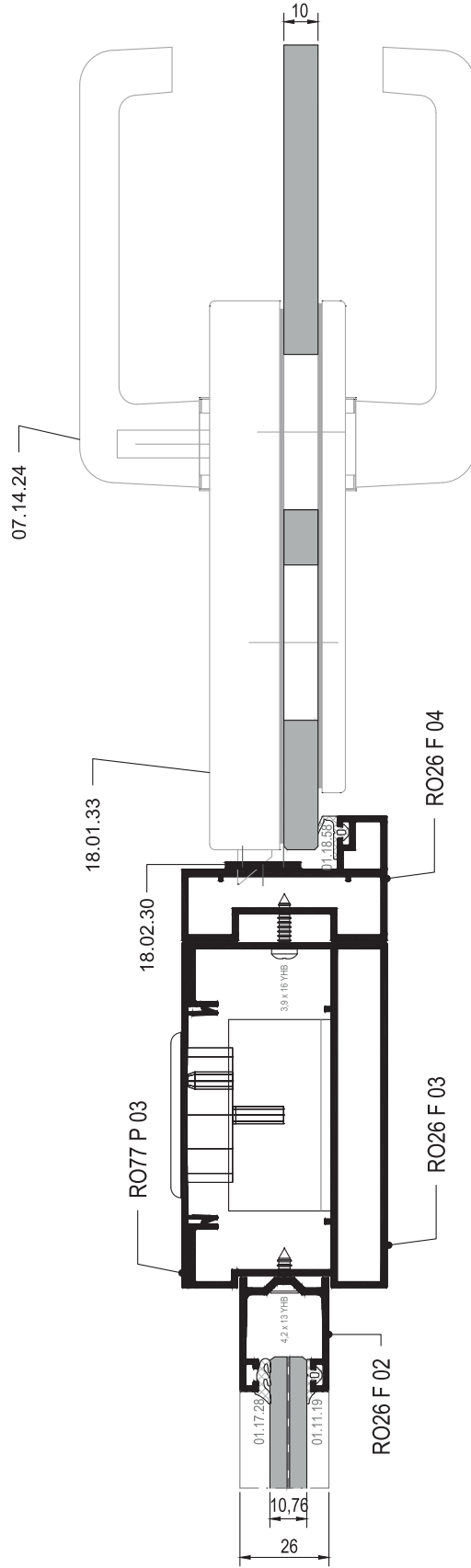
12

13

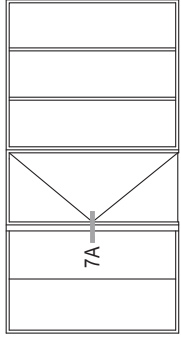


ALÜMİNYUM KASA CAM KAPI DETAYI
GLASS DOOR DETAIL WITH ALUMINIUM FRAME

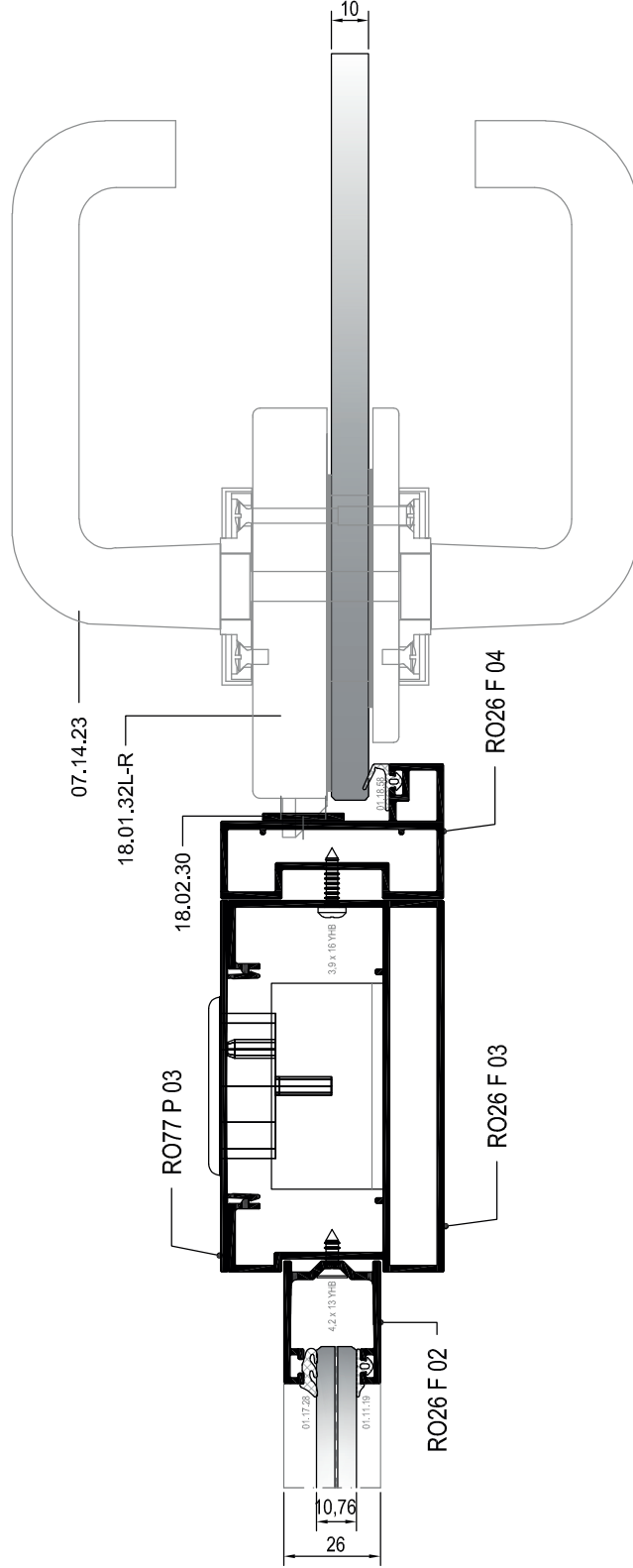
Ölçek/Scale: 1/2



7 DETAYI
DETAIL



ALÜMİNYUM KASA CAM KAPI DETAYI
GLASS DOOR DETAIL WITH ALUMINIUM FRAME



Ölçek/Scale: 1/2

01

02

03

04

05

06

07

08

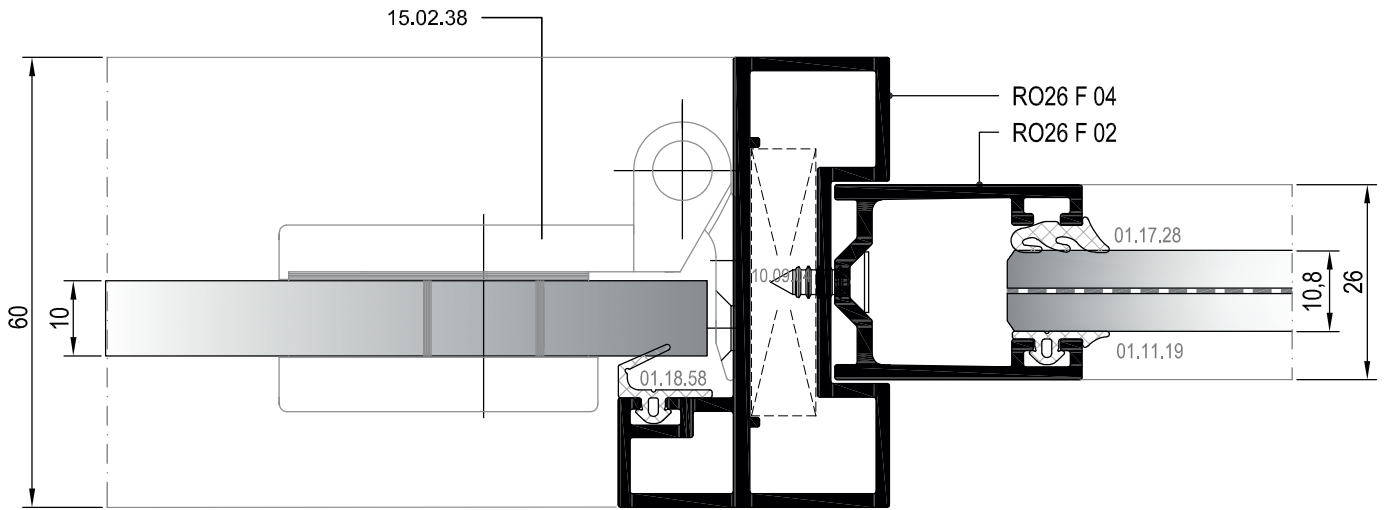
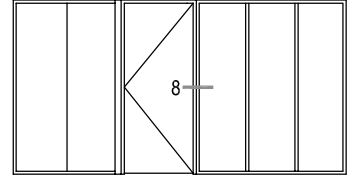
09

10

11

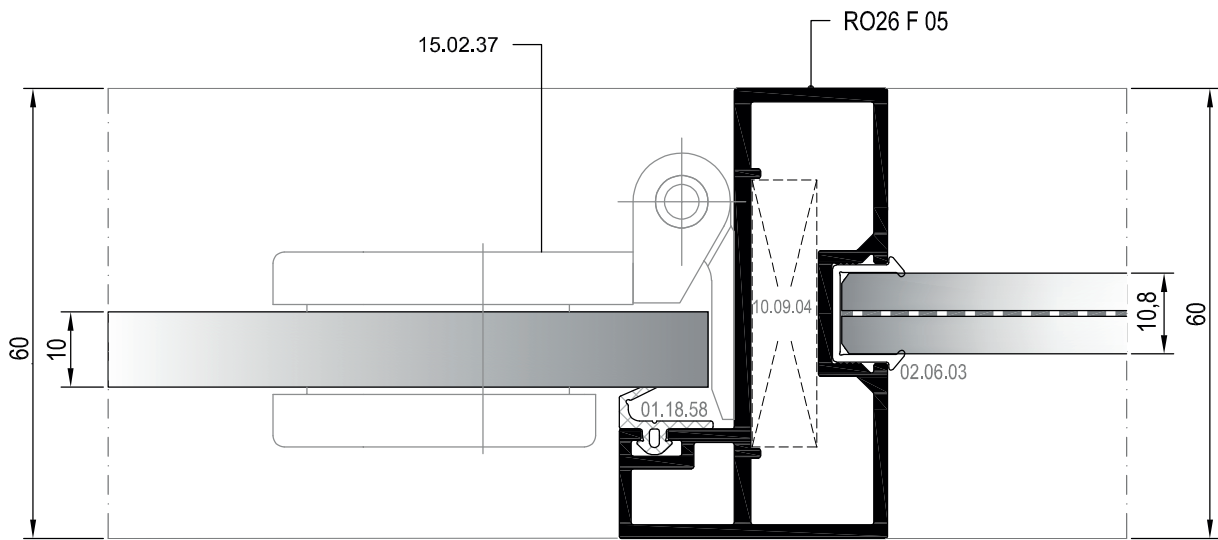
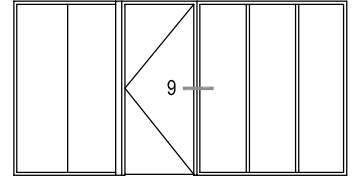
12

13



⑧ DETAYI
DETAIL

ALÜMİNYUM KASA CAM KAPI DETAYI
GLASS DOOR DETAIL WITH ALUMINIUM FRAME

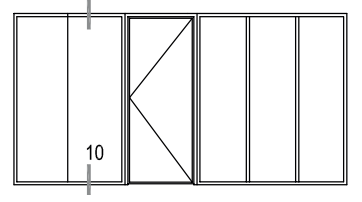


⑨ DETAYI
DETAIL

01

02

ALÜMİNYUM KASA ALÜMİNYUM ÇERÇEVELİ CAM KAPI DETAYI
GLASS DOOR DETAIL WITH ALUMINIUM FRAME



03

04

05

06

07

08

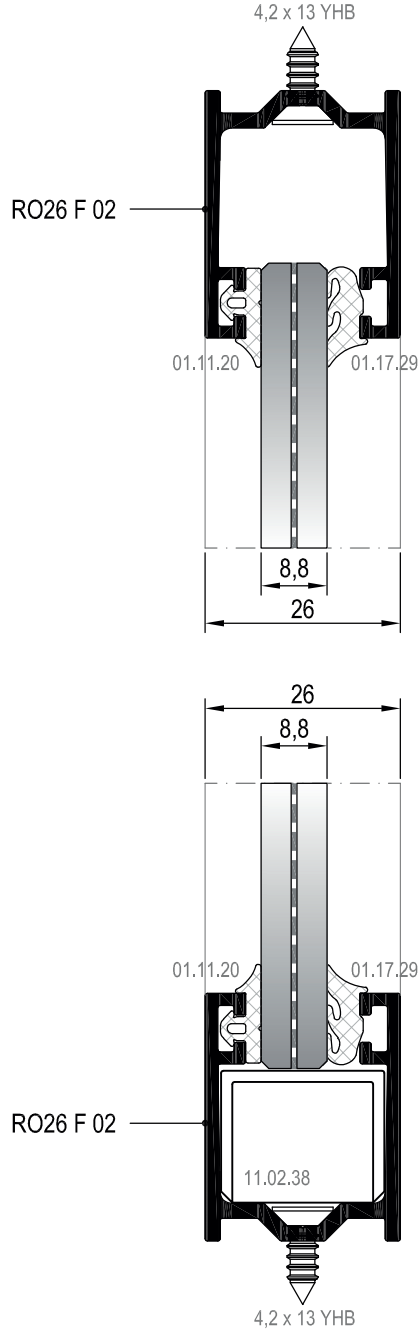
09

10

11

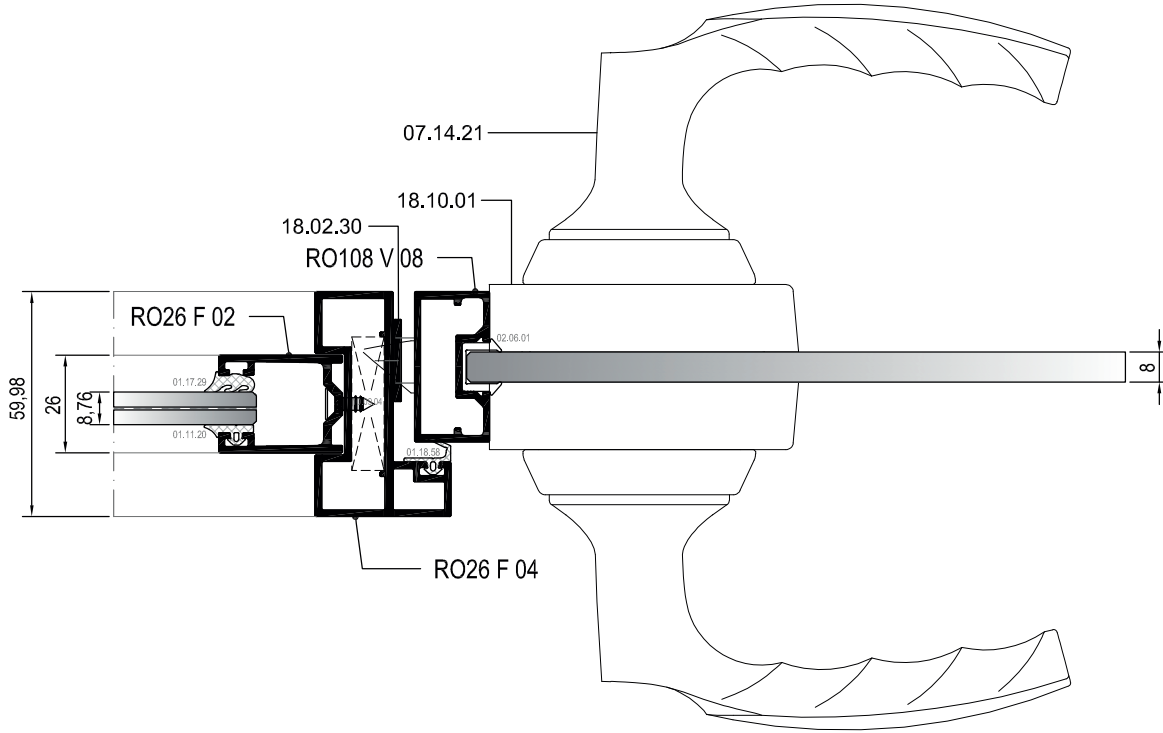
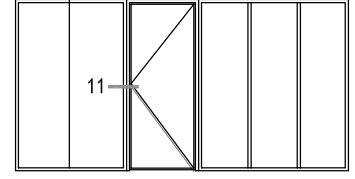
12

13



10 DETAYI
DETAIL

ALÜMİNYUM KASA ALÜMİNYUM ÇERÇVELİ CAM KAPI DETAYI
GLASS DOOR DETAIL WITH ALUMINIUM FRAME



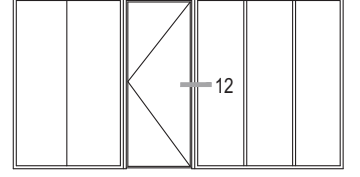
Ölçek/Scale: 1/2

11 DETAYI
DETAIL

01

02

ALÜMİNYUM KASA ALÜMİNYUM ÇERÇEVELİ CAM KAPI DETAYI
GLASS DOOR DETAIL WITH ALUMINIUM FRAME



03

04

05

06

07

08

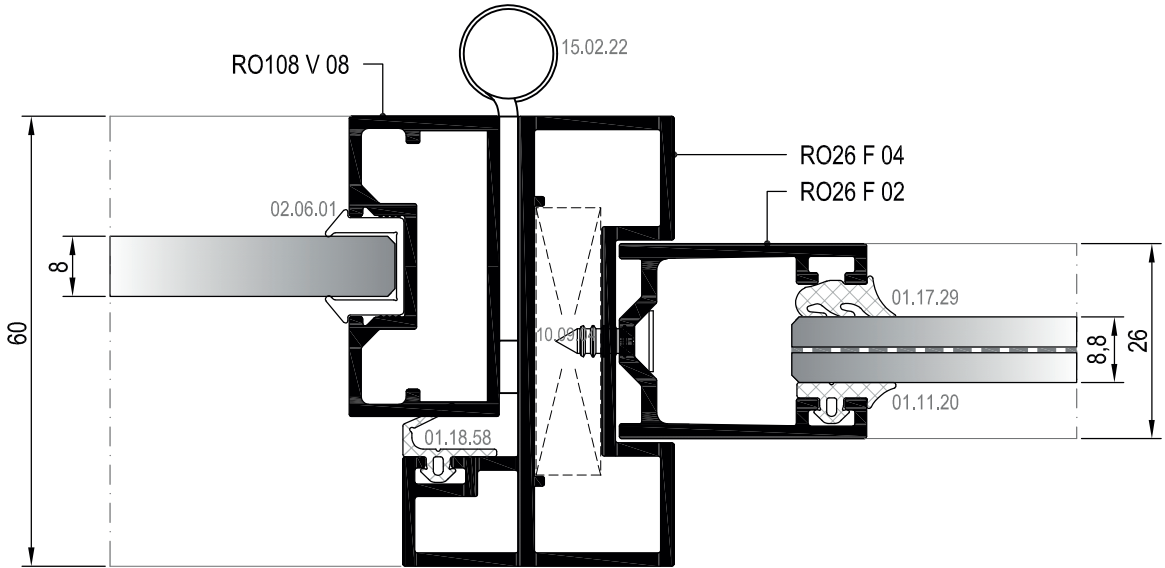
09

10

11

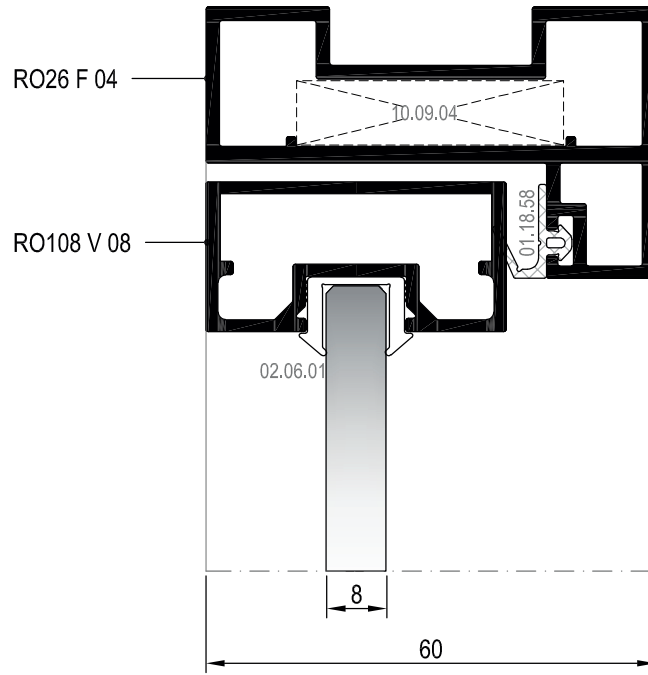
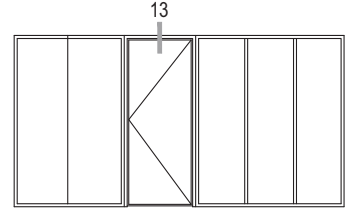
12

13



12 DETAYI
DETAIL

ALÜMİNYUM KASA ALÜMİNYUM ÇERÇEVELİ CAM KAPI DETAYI
GLASS DOOR DETAIL WITH ALUMINIUM FRAME



13 DETAYI
DETAIL

01

02

ALÜMİNYUM KASA ALÜMİNYUM ÇERÇEVELİ CAM KAPI DETAYI
GLASS DOOR DETAIL WITH ALUMINIUM FRAME

03

04

05

06

07

08

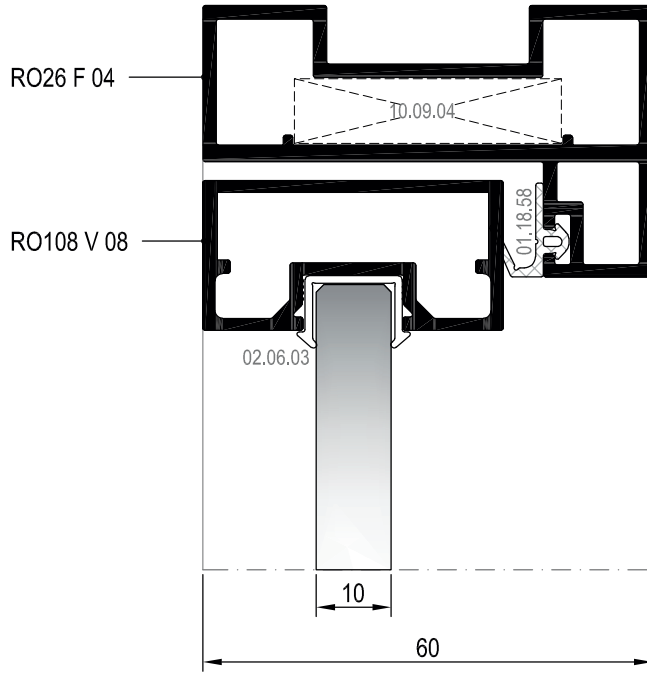
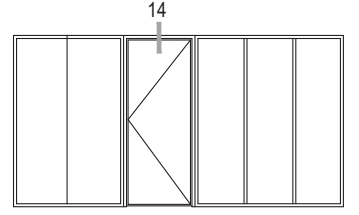
09

10

11

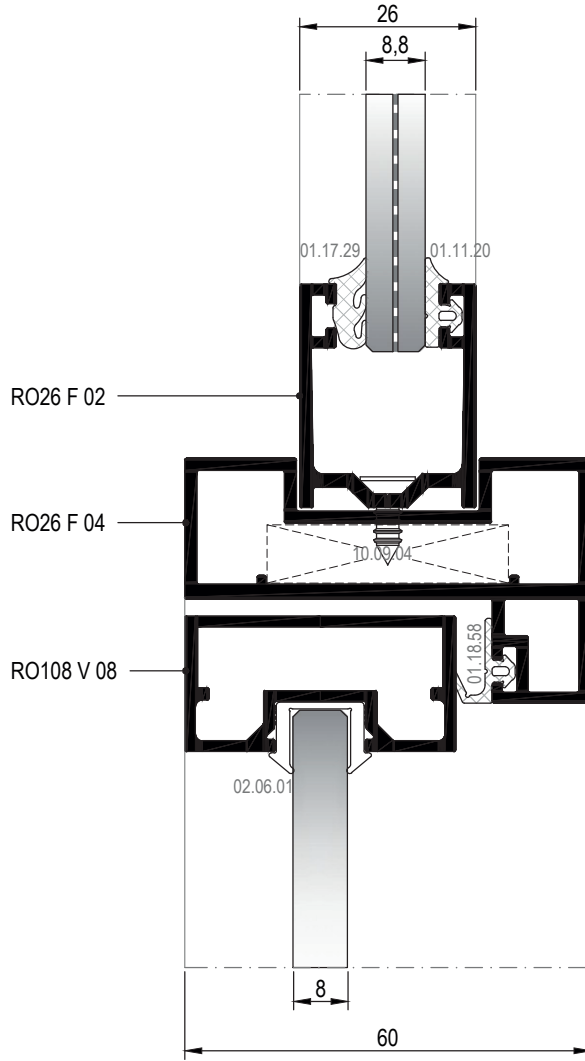
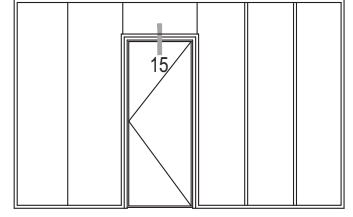
12

13



14 DETAYI
DETAIL

ALÜMİNYUM KASA ALÜMİNYUM ÇERÇEVELİ CAM KAPI DETAYI
GLASS DOOR DETAIL WITH ALUMINIUM FRAME

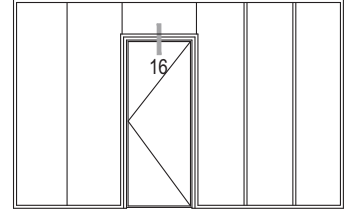


01

02

ALÜMİNYUM KASA ALÜMİNYUM ÇERÇEVELİ CAM KAPI DETAYI
GLASS DOOR DETAIL WITH ALUMINIUM FRAME

03



04

05

06

07

08

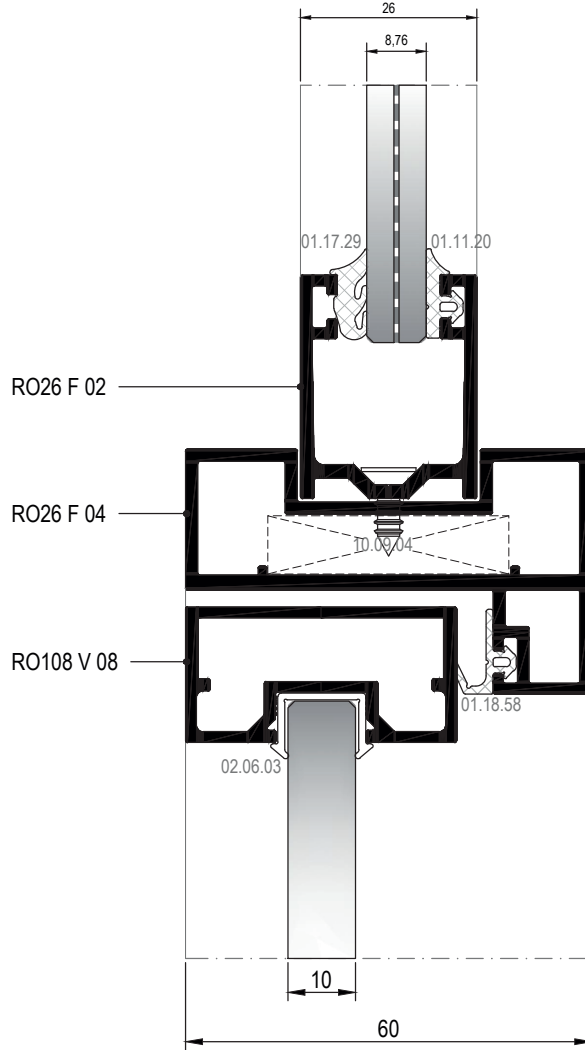
09

10

11

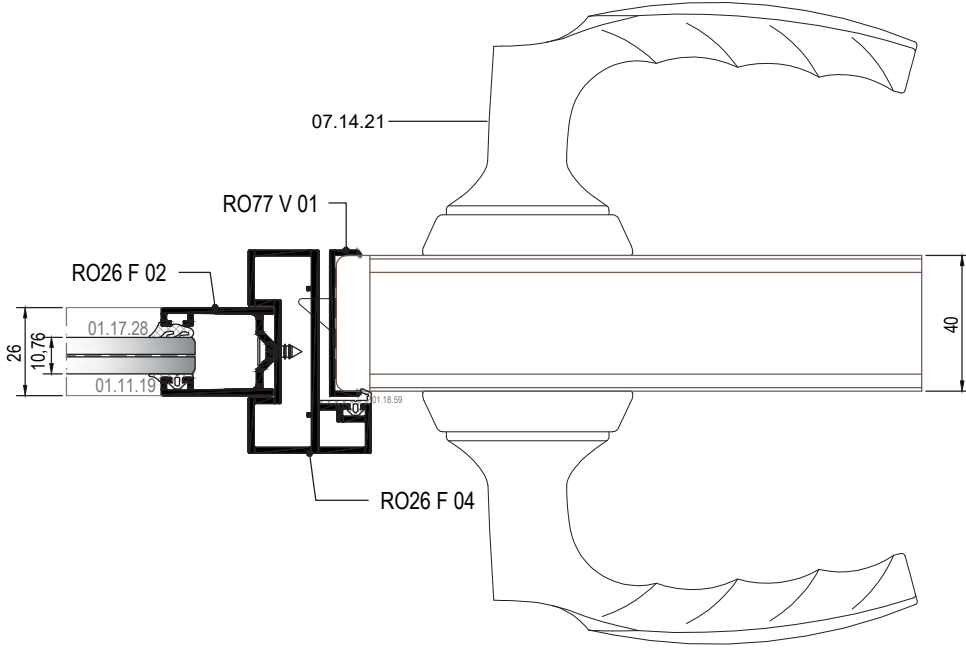
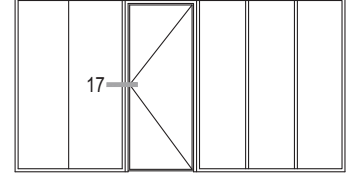
12

13



16 DETAYI
DETAIL

ALÜMİNYUM KASA AHŞAP KAPI DETAYI
WOOD DOOR DETAIL WITH ALUMINIUM FRAME

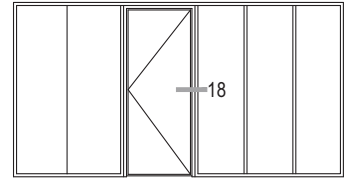


Ölçek/Scale: 1/2

01

02

ALÜMİNYUM KASA AHŞAP KAPI DETAYI
WOOD DOOR DETAIL WITH ALUMINIUM FRAME



03

04

05

06

07

08

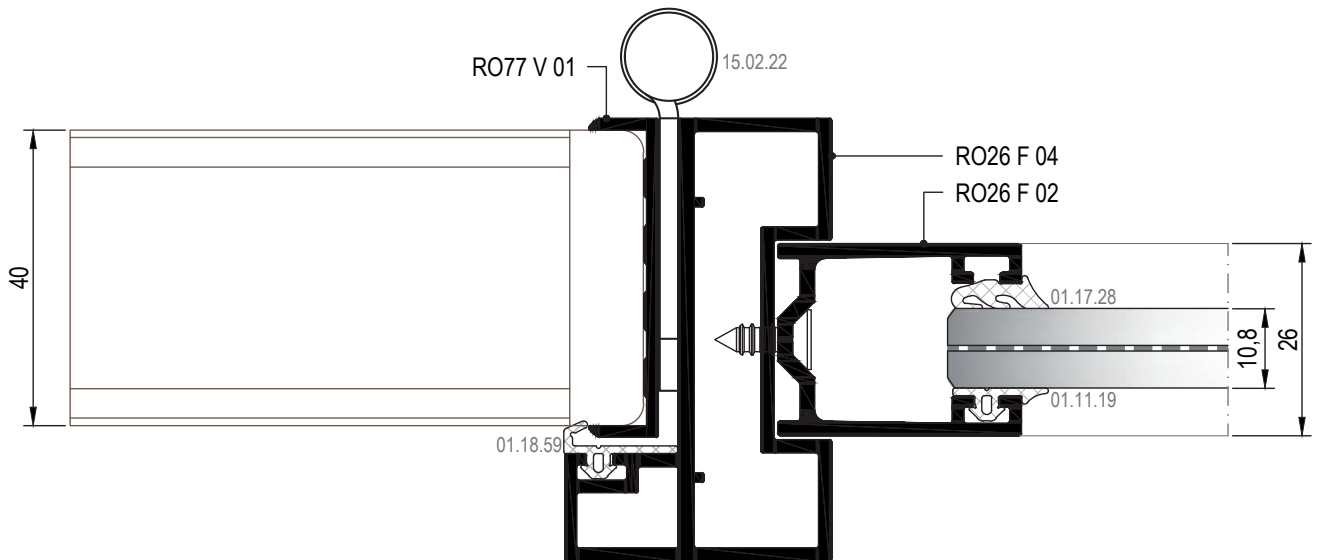
09

10

11

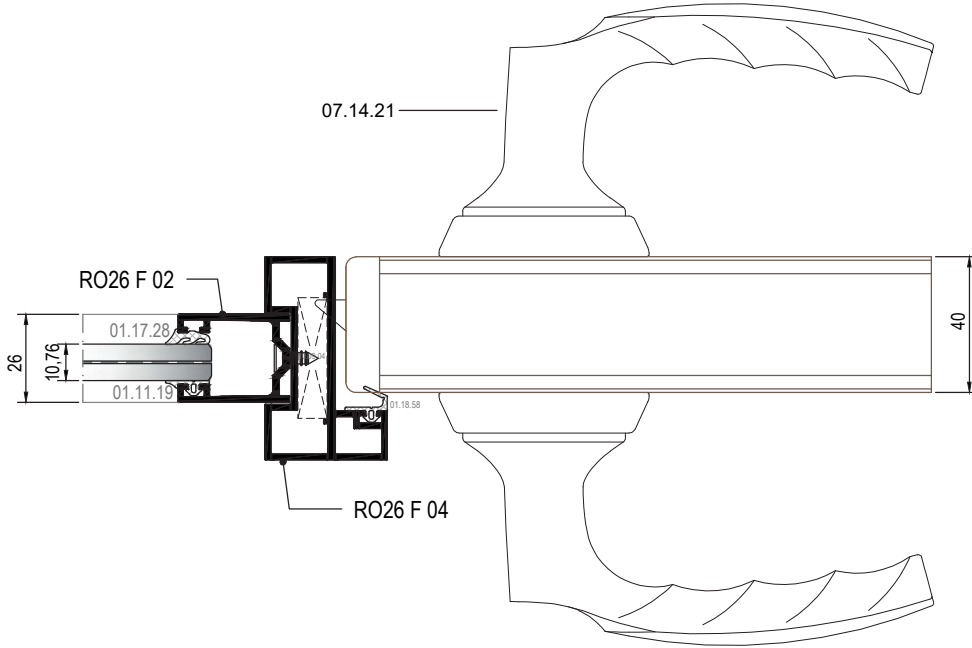

12

13



18 DETAYI
DETAIL

ALÜMİNYUM KASA AHŞAP KAPI DETAYI
WOOD DOOR DETAIL WITH ALUMINIUM FRAME

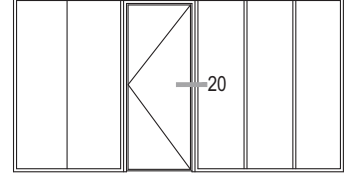


Ölçek/Scale: 1/2

01

02

ALÜMİNYUM KASA AHŞAP KAPI DETAYI
WOOD DOOR DETAIL WITH ALUMINIUM FRAME



03

04

05

06

07

08

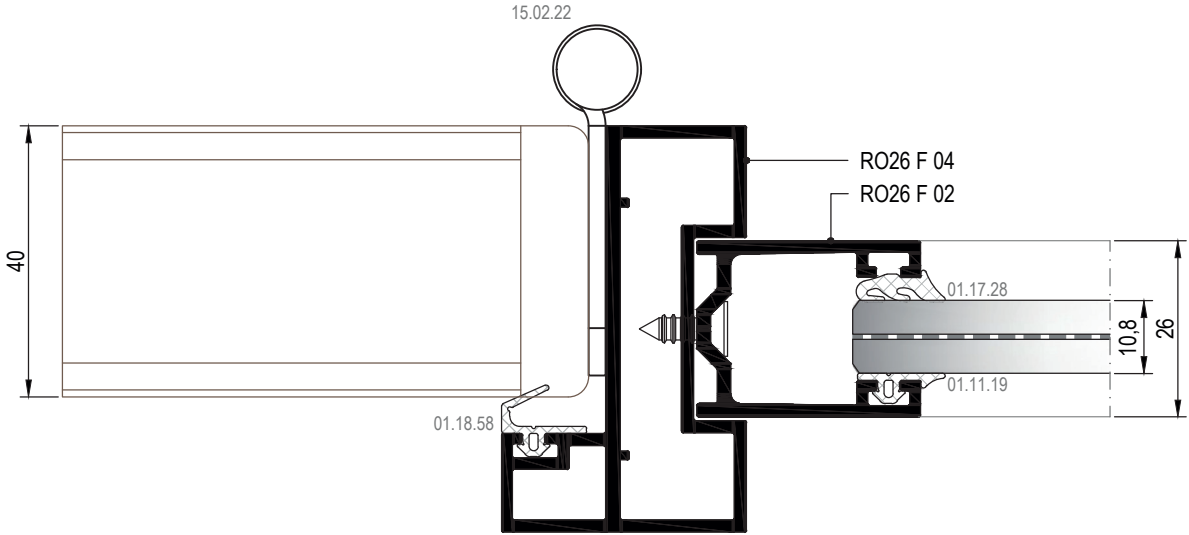
09

10

11

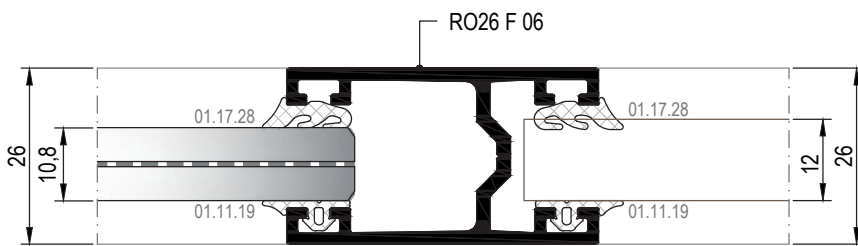
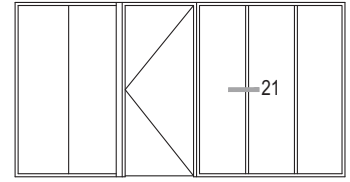
12

13



20 DETAYI
DETAIL

ALÜMİNYUM KASA AHŞAP KAPI DETAYI
WOOD DOOR DETAIL WITH ALUMINIUM FRAME

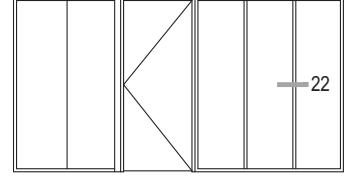


21 DETAYI
DETAIL

01

02

ALÜMİNYUM KASA AHŞAP KAPI DETAYI
WOOD DOOR DETAIL WITH ALUMINIUM FRAME



03

04

05

06

07

08

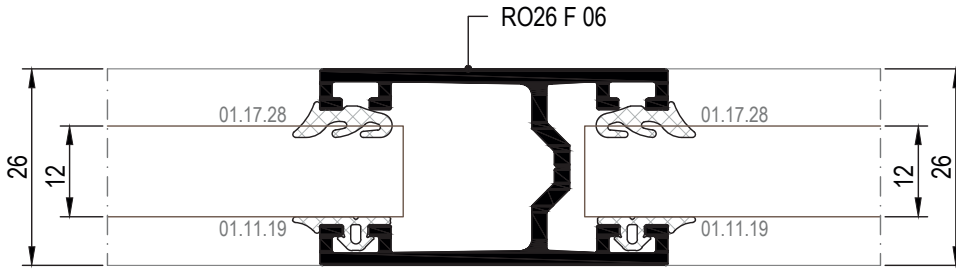
09

10

11

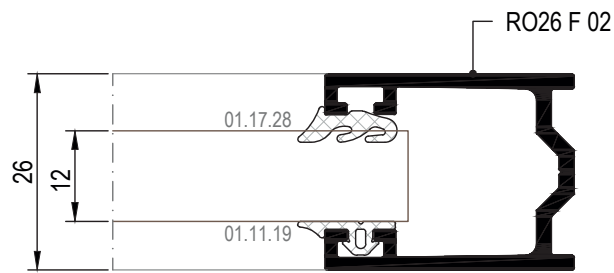
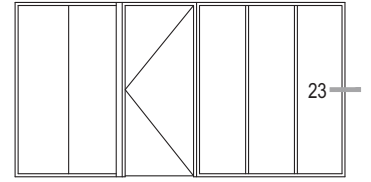
12

13



22 DETAYI
DETAIL

ALÜMİNYUM KASA AHŞAP KAPI DETAYI
WOOD DOOR DETAIL WITH ALUMINIUM FRAME



23 DETAYI
DETAIL

01

02

CAM - CAM KAPI DETAYI
GLASS-TO-GLASS DOOR DETAIL

03

04

05

06

07

08

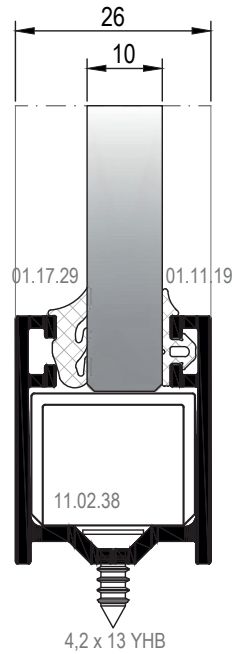
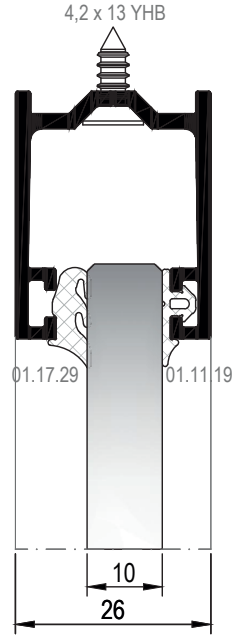
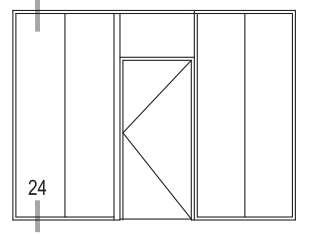
09

10

11

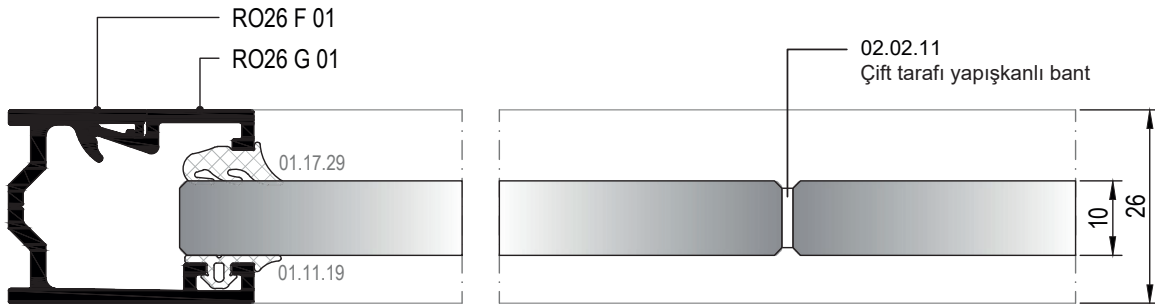
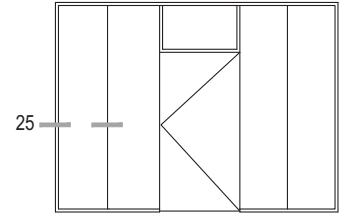
12

13



24 DETAYI
DETAIL

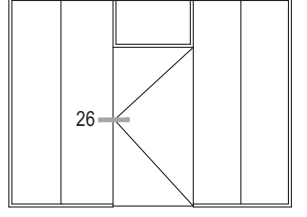
CAM - CAM KAPI DETAYI
GLASS-TO-GLASS DOOR DETAIL



01

02

CAM - CAM KAPI DETAYI
GLASS-TO-GLASS DOOR DETAIL



03

04

05

06

07

08

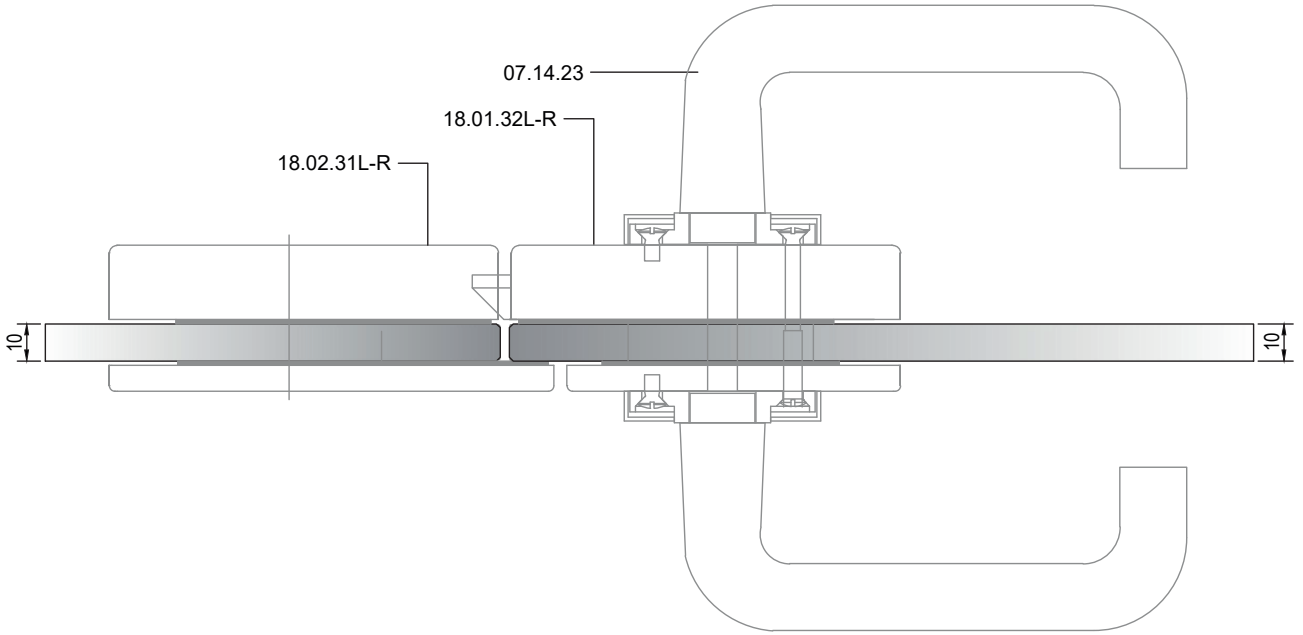
09

10

11

12

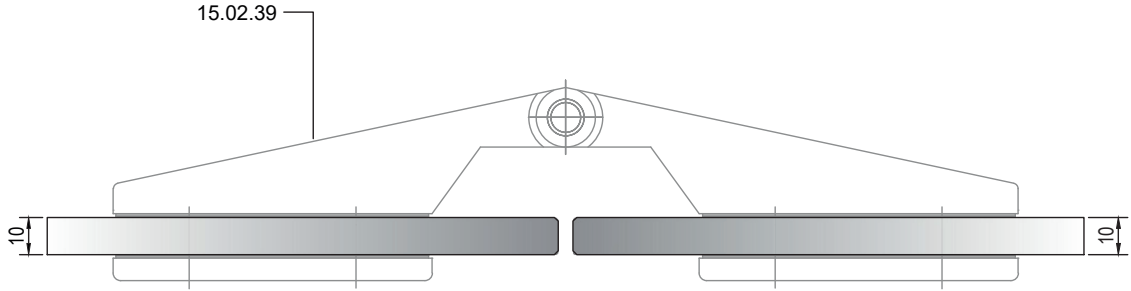
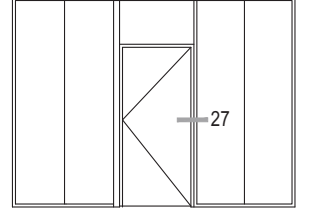
13



Ölçek/Scale: 1/2

26 DETAYI
DETAIL

CAM - CAM KAPI DETAYI
GLASS-TO-GLASS DOOR DETAIL



Ölçek/Scale: 1/2

01

02

CAM - CAM KAPI DETAYI
GLASS-TO-GLASS DOOR DETAIL

03

04

05

06

07

08

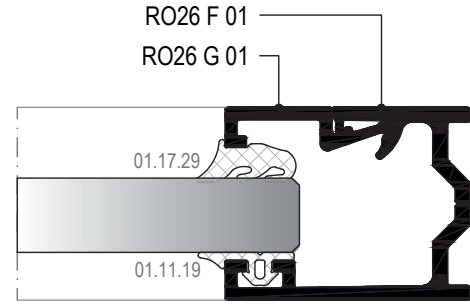
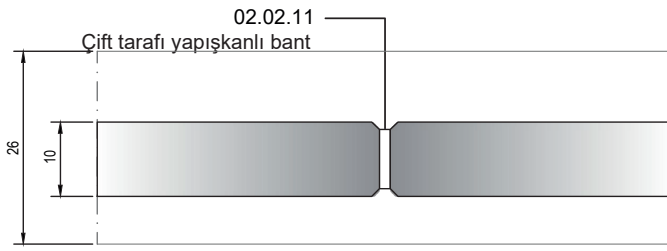
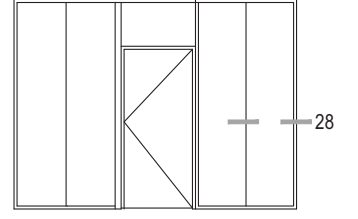
09

10

11

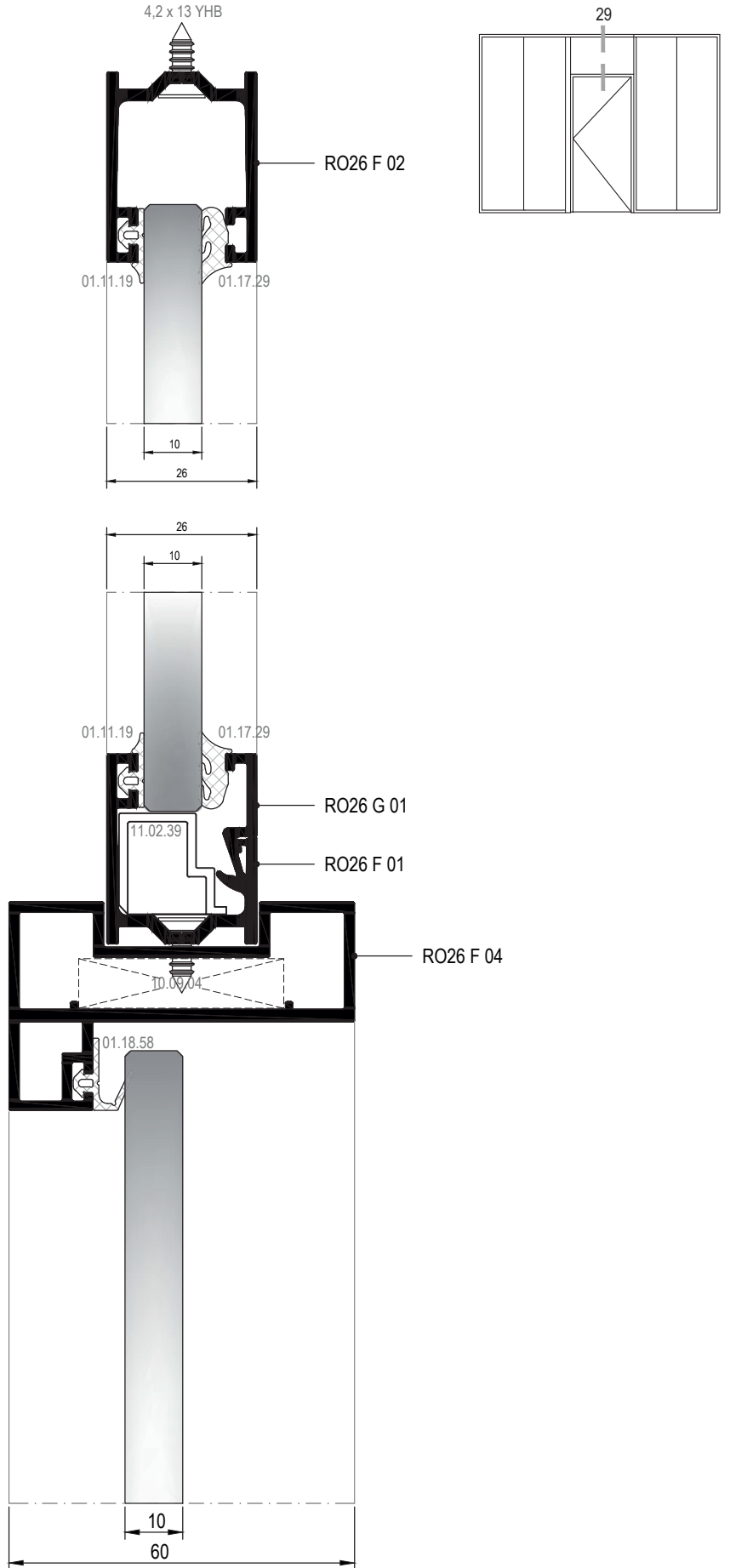
12

13



28 DETAYI
DETAIL

CAM - CAM KAPI DETAYI
GLASS-TO-GLASS DOOR DETAIL



29 DETAYI
DETAIL

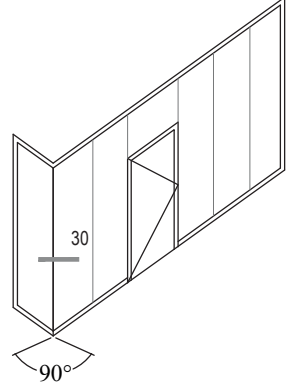
01

02

CAM - CAM KAPI DETAYI
GLASS-TO-GLASS DOOR DETAIL

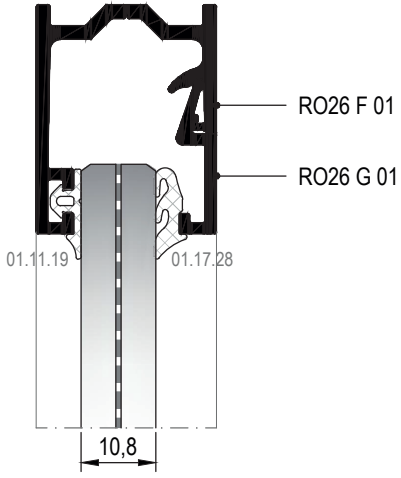
03

04



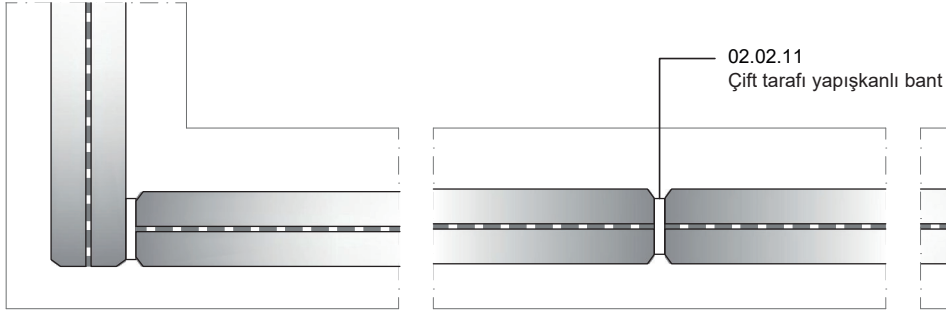
05

06



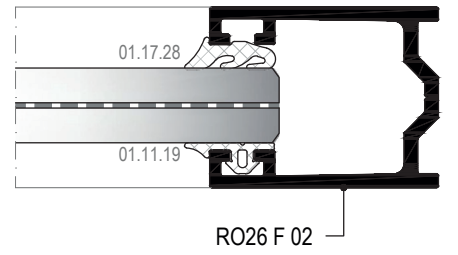
07

08



09

10



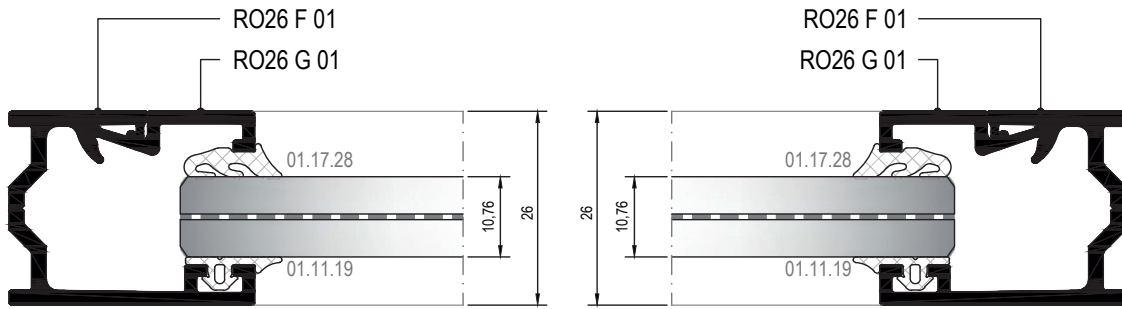
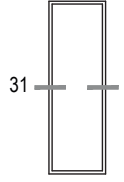
11

12

13

30 DETAYI
DETAIL

CAM - CAM KAPI DETAYI
GLASS-TO-GLASS DOOR DETAIL



31 DETAYI
DETAIL

01

02

03

04

05

06

07

08

09

10

11

12

13

01

02

CAM - CAM KAPI DETAYI
GLASS-TO-GLASS DOOR DETAIL

03

04

05

06

07

08

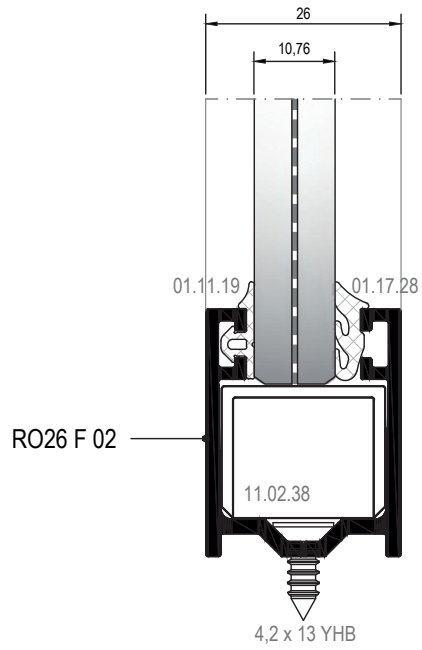
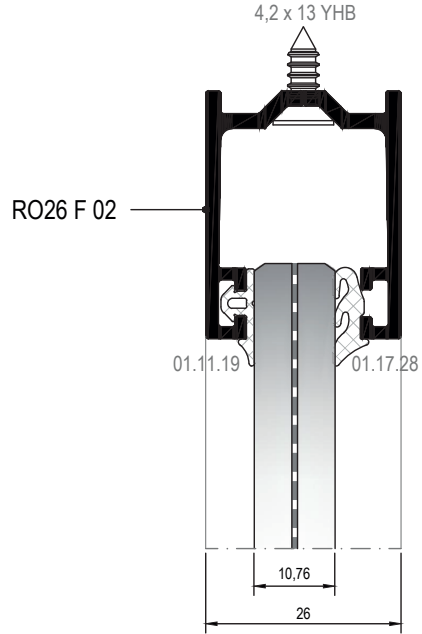
09

10

11

12

13



32 DETAYI
DETAIL

MİMARİ KATALOG ARCHITECTURAL CATALOGUE

Alüminyum Kapı Pencere ve Giydirme Cephe Sistemleri
Aluminium Window Doors and Facade Systems

RO26

AKSESUARLAR

ACCESSORIES

01

02

03

04

05

06

07

08

09

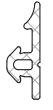
10

11

12

13

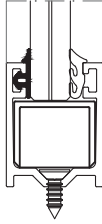
| | | | | | |
|----|--|--|--|--|--|
| 01 | | | | | |
| 02 | | | | | |
| 03 | | | | | |
| 04 | | | | | |
| 05 | | | | | |
| 06 | | | | | |
| 07 | | | | | |
| 08 | | | | | |
| 09 | | | | | |
| 10 | | | | | |
| 11 | | | | | |
| 12 | | | | | |
| 13 | | | | | |



01.11.19

DIŞ CAM FİTİLİ
(10mm ve 10,76mm cam için)
OUTSIDE GLAZING GASKET


Malzeme / Material : EPDM
Ağırlık / Weight : gr/m
Paket / Package : m / 15 kg



01.11.20

DIŞ CAM FİTİLİ
(8,76mm cam için)
OUTSIDE GLAZING GASKET


Malzeme / Material : EPDM
Ağırlık / Weight : gr/m
Paket / Package : m / 15 kg



01.17.28

İÇ CAM FİTİLİ
(10,76mm cam için)
INSIDE GLAZING GASKET

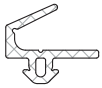

Malzeme / Material : EPDM
Ağırlık / Weight : gr/m
Paket / Package : m / 15 kg



01.17.29

İÇ CAM FİTİLİ
(10mm ve 8,76mm cam için)
INSIDE GLAZING GASKET

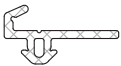
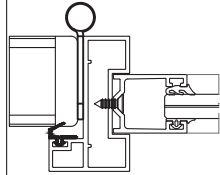
Malzeme / Material : EPDM
Ağırlık / Weight : gr/m
Paket / Package : m / 15 kg



01.18.58

BİNİ FİTİLİ
ACOUSTICAL GASKET

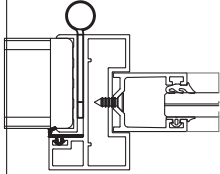
Malzeme / Material : EPDM
Ağırlık / Weight : gr/m
Paket / Package : m / 15 kg

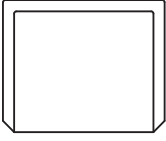
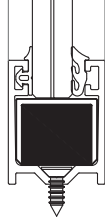
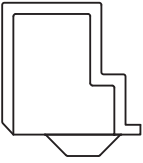
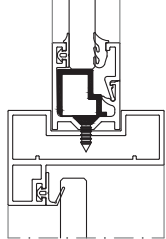

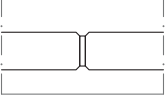



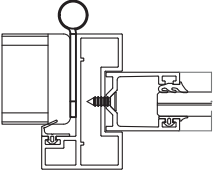
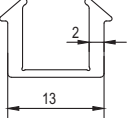
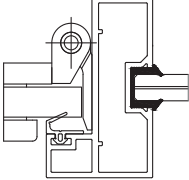
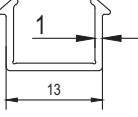
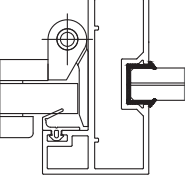


01.18.59

BİNİ FİTİLİ
ACOUSTICAL GASKET

Malzeme / Material : EPDM
Ağırlık / Weight : gr/m
Paket / Package : m / 15 kg



| | | | | | |
|-------------------------------------------------------------------------------------|----------------------------------------------------------------------------------------------------------------------------------------------------------------------|-------------------------------------------------------------------------------------|--|--|--|
|  | <p>11.02.38 CAM TAKOZU GLASS SUPPORT Malzeme / Material : PVC</p> |  | | | |
|  | <p>11.02.39 CAM TAKOZU GLASS SUPPORT Malzeme / Material : PVC</p> |  | | | |
|  | <p>02.02.10 ÇİFT TARAFI YAPIŞKANLI BANT (8,76mm cam için 1,5mm x 6mm) DOUBLE SIDED ADHESIVE TAPE Malzeme / Material : BANT</p> |  | | | |
|  | <p>02.02.11 ÇİFT TARAFI YAPIŞKANLI BANT (10mm -10,76mm cam için 1,5mm x 8mm) DOUBLE SIDED ADHESIVE TAPE Malzeme / Material : BANT</p> |  | | | |
|  | <p>15.02.22 KAPI MENTEŞESİ HINGE FOR DOOR Malzeme / Material :</p> |  | | | |
|  | <p>02.06.01 CAM FİTİLİ 8/8,76mm cam için GASKET for 8/8,76 mm glass thickness Malzeme / Material : ŞEFFAF PVC</p> |  | | | |
|  | <p>02.06.03 CAM FİTİLİ GASKET 10/10,76mm cam için for 10/10,76 mm glass thickness Malzeme / Material : ŞEFFAF PVC TRANSPARENT PVC</p> |  | | | |

01

02

03

04

05

06

07

08

09

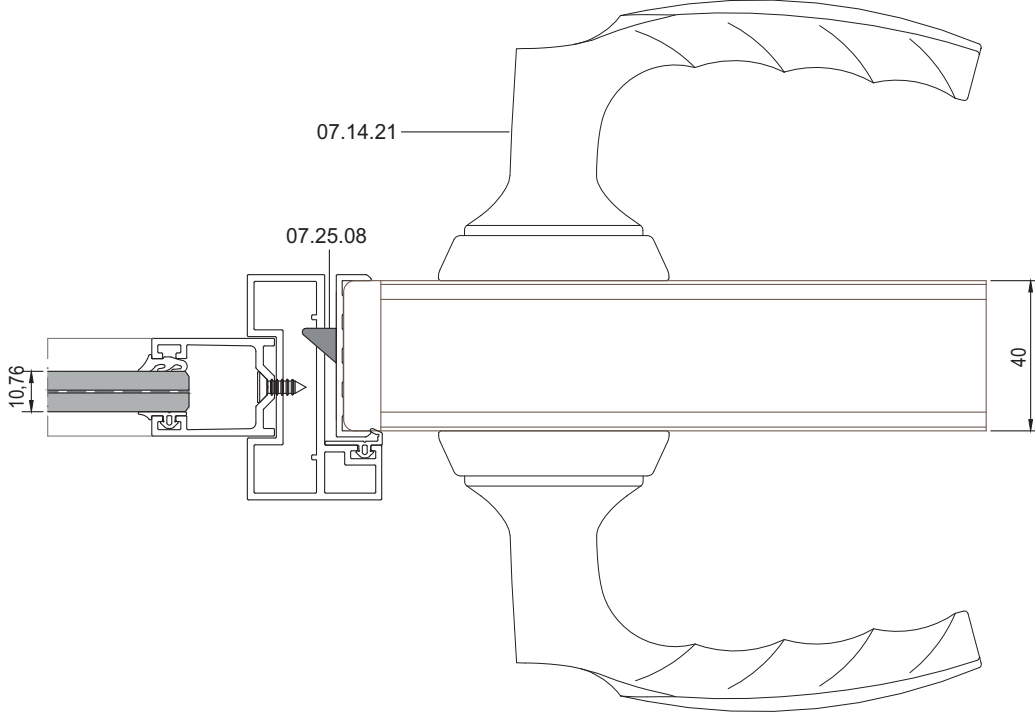
10

11


12

13

ALÜMİNYUM KASA AHŞAP KAPI DETAYI İÇİN
WOOD DOOR WITH ALUMINIUM FRAME DETAIL



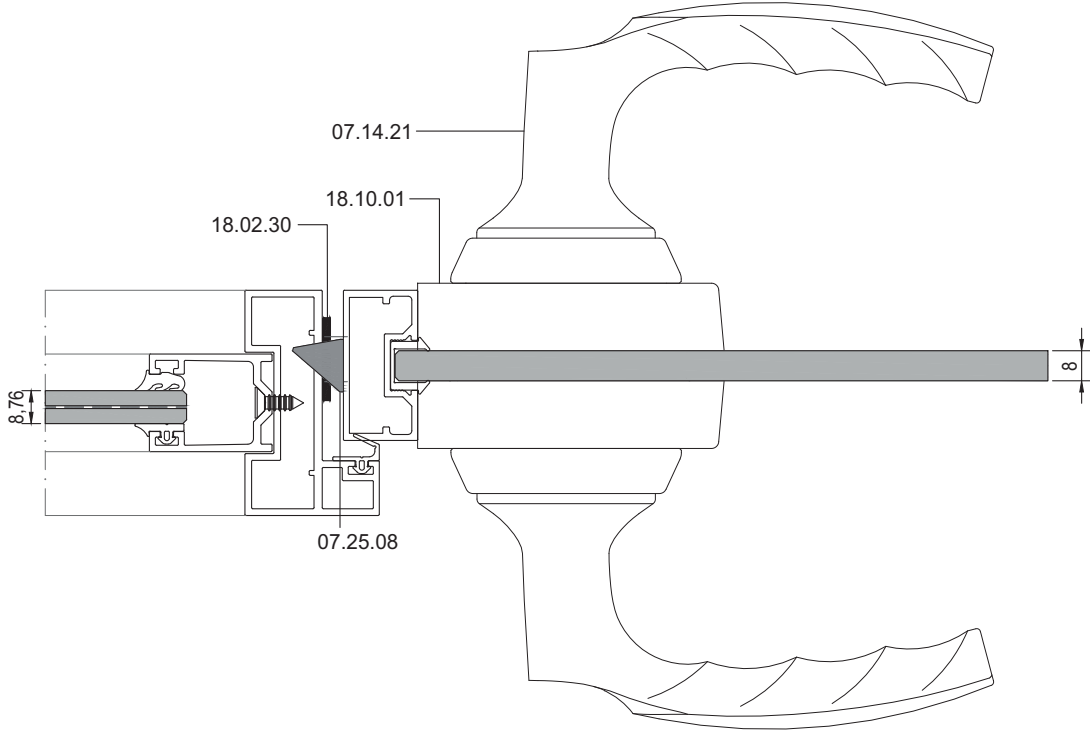
KOL ALTERNATİFLERİ / HANDLE ALTERNATIVES

| | | |
|-------------------------------------------------------------------------------------|----------------------------------------------------------------------------------------------------------------------------------|--|
|  | <p>07.14.21 HOPPE ATLANTA KAPI KOLU HOPPE ATLANTA DOOR HANDLE</p> <p>Renk / Colour : Siyah-Gri Black-Grey</p> | |
|-------------------------------------------------------------------------------------|----------------------------------------------------------------------------------------------------------------------------------|--|


DİL SETLERİ / MORTISE LOCKING SET

| | | |
|-------------------------------------------------------------------------------------|--------------------------------------------------------------------------------------------------------------------|--|
|  | <p>07.25.08 HOPPE HCS DİL SETİ HOPPE MORTISE LOCKING SET</p> <p>Renk / Colour : Paslanmaz çelik</p> | |
|-------------------------------------------------------------------------------------|--------------------------------------------------------------------------------------------------------------------|--|


ALÜMİNYUM KASA ALÜMİNYUM ÇERÇEVELİ CAM KAPI DETAYI İÇİN
GLASS DOOR WITH ALUMINIUM FRAME DETAIL



KOL ALTERNATİFLERİ / HANDLE ALTERNATIVES

| | | |
|-------------------------------------------------------------------------------------|----------------------------------------------------------------------------------------------------------------------------------|--|
|  | <p>07.14.21 HOPPE ATLANTA KAPI KOLU HOPPE ATLANTA DOOR HANDLE</p> <p>Renk / Colour : Siyah-Gri Black-Grey</p> | |
|-------------------------------------------------------------------------------------|----------------------------------------------------------------------------------------------------------------------------------|--|

DİL SETLERİ / MORTISE LOCK SET

| | | |
|-------------------------------------------------------------------------------------|--------------------------------------------------------------------------|--|
|  | <p>07.25.08 HOPPE HCS DİL SETİ HOPPE MORTISE LOCK SET</p> | |
|-------------------------------------------------------------------------------------|--------------------------------------------------------------------------|--|

01


02

ALÜMİNYUM KASA ALÜMİNYUM ÇERÇEVELİ CAM KAPI DETAYI İÇİN
GLASS DOOR WITH ALUMINIUM FRAME DETAIL

03

CAM KAPI ADAPTÖRLERİ / ADAPTERS FOR GLASS DOOR

04



18.10.01

HOPPE CAM KAPI ADAPTÖRÜ
HOPPE ADAPTER FOR GLASS DOOR

05

KASA KARŞILIKLARI / STRIKER FOR FRAME

06



18.02.30

HOPPE KASA KARŞILIĞI
HOPPE STRIKER FOR FRAME

07

08

09

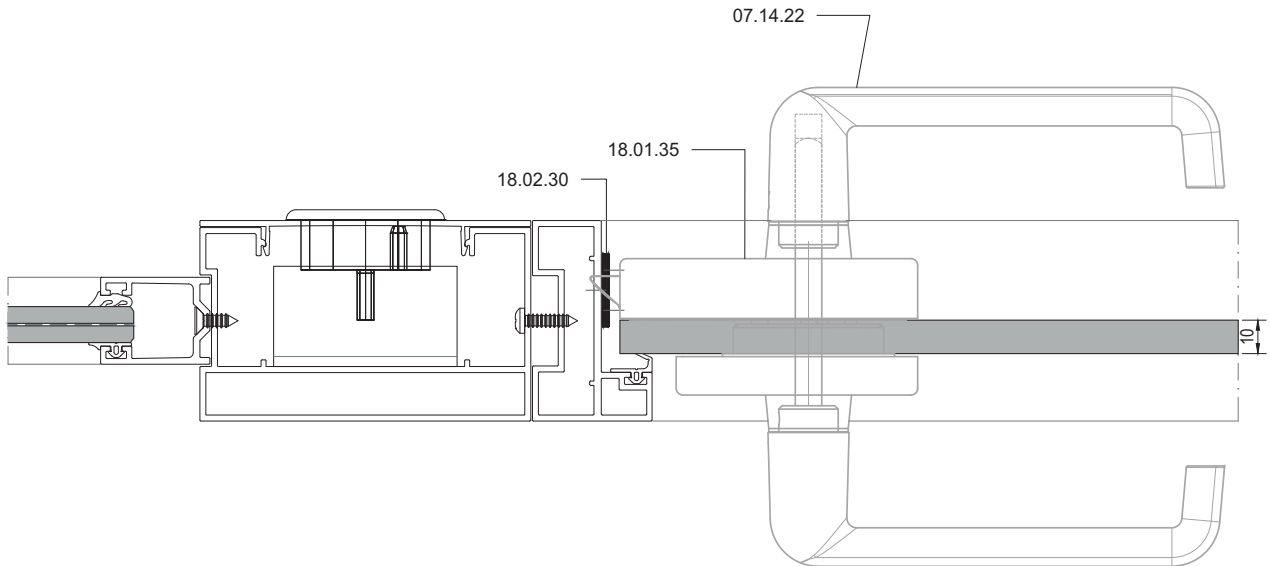
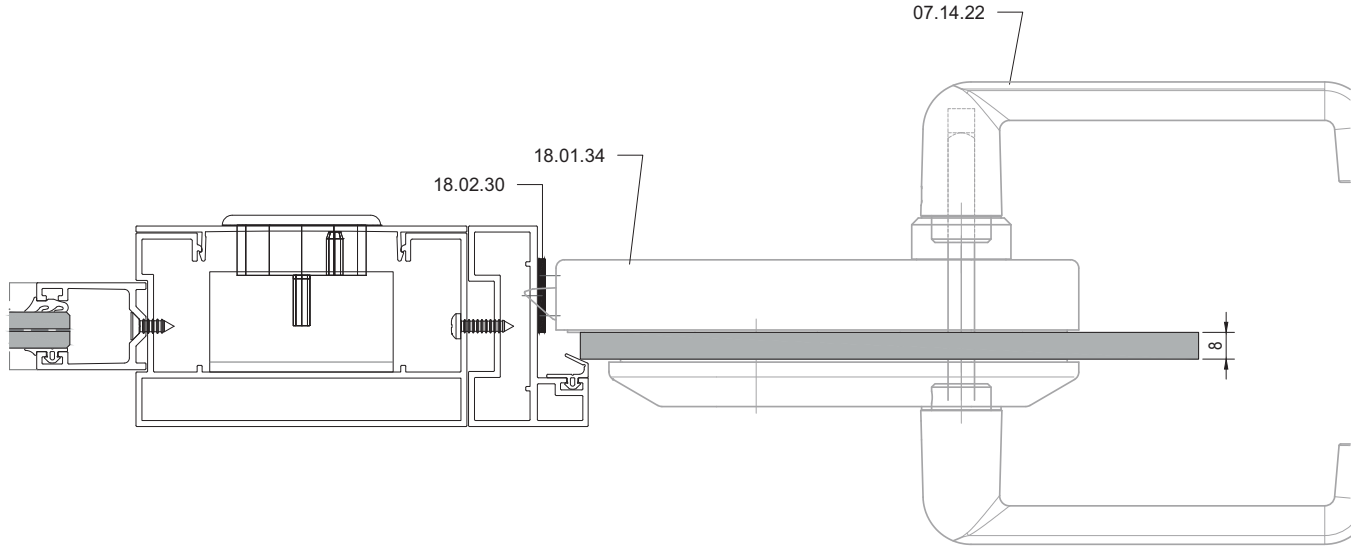
10

11

12

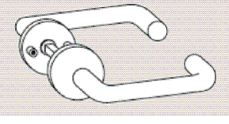
13

ALÜMİNYUM KASA CAM KAPI DETAYI İÇİN
GLASS DOOR WITH ALUMINIUM FRAME DETAIL



ALÜMİNYUM KASA CAM KAPI DETAYI İÇİN / GLASS DOOR WITH ALUMINIUM FRAME DETAIL

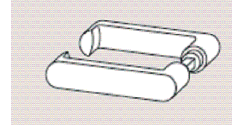
KOL ALTERNATİFLERİ / HANDLE ALTERNATIVES



07.14.23

DORMA JUNIOR OFFICE KAPI KOLU
DORMA JUNIOR OFFICE DOOR HANDLE

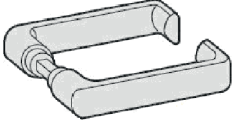
Renk / Colour : Siyah-Gri
Black-Grey



07.14.24

DORMA STUDIO RONDO KAPI KOLU
DORMA STUDIO RONDO DOOR HANDLE

Renk / Colour : Siyah-Gri
Black-Grey

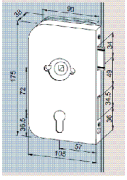


07.14.22

WSS KAPI KOLU
WSS DOOR HANDLE

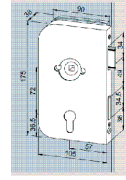
Renk / Colour : Siyah-Gri
Black-Grey

KİLİT GÖVDELERİ / LOCKING FRAME



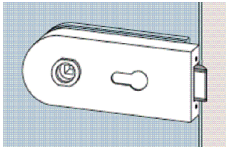
18.01.32L

DORMA JUNIOR OFFICE KİLİT GÖVDE
DORMA JUNIOR OFFICE LOCK



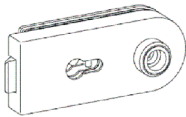
18.01.32R

DORMA JUNIOR OFFICE KİLİT GÖVDE
DORMA JUNIOR OFFICE LOCK



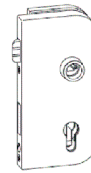
18.01.33

DORMA STUDIO RONDO KİLİT GÖVDE
DORMA STUDIO RONDO LOCK



18.01.34

WSS KİLİT GÖVDE (8mm cam için)
WSS LOCK (for 8mm glass)

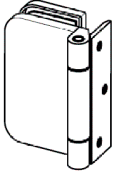


18.01.35

WSS KİLİT GÖVDE (8/10mm cam için)
WSS LOCK (for 8/10mm glass)

ALÜMİNYUM KASA CAM KAPI DETAYI İÇİN / LASS DOOR WITH ALUMINIUM FRAME DETAIL

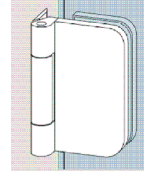
MENTEŞELER / HINGES



15.02.37

WSS MENTEŞE
WSS HINGE

Renk / Colour : Siyah-Gri
Black-Grey



15.02.38

DORMA JUNIOR OFFICE MENTEŞE
DORMA JUNIOR OFFICE HINGE

Renk / Colour : Siyah-Gri
Black-Grey

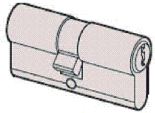
KASA KARŞILIKLARI / STRIKER FOR FRAME



18.02.30

HOPPE KASA KARŞILIĞI
HOPPE STRIKER FOR FRAME

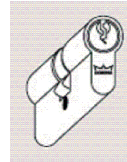
BARELLER / CYLINDERS



18.04.26

WSS BAREL
WSS CYLINDER

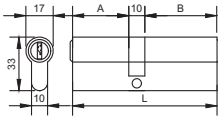
63mm = 26,5 + 10 + 26,5mm



18.04.27

DORMA BAREL
DORMA CYLINDER

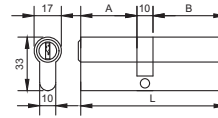
61mm = 25,5 + 10 + 25,5mm



18.04.03

KALE BAREL
KALE CYLINDER

| A | B | L |
|----|----|----|
| 26 | 32 | 68 |

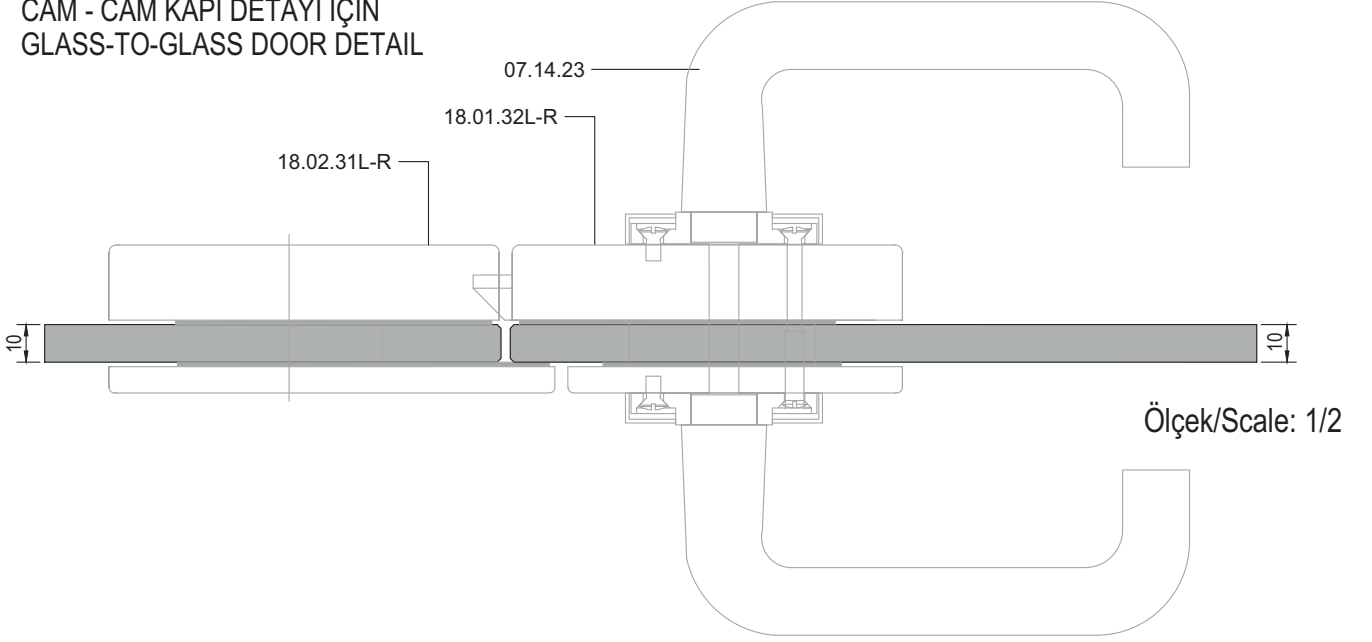


18.04.07

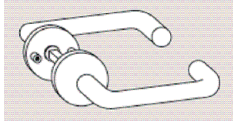
KALE BAREL
KALE CYLINDER

| A | B | L |
|----|----|----|
| 26 | 26 | 62 |

CAM - CAM KAPI DETAYI İÇİN
GLASS-TO-GLASS DOOR DETAIL



KOL ALTERNATİFLERİ / HANDLE ALTERNATIVES

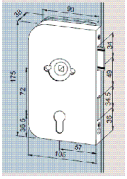


07.14.23

DORMA JUNIOR OFFICE KAPI KOLU
DORMA JUNIOR OFFICE DOOR HANDLE

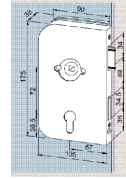
Renk / Colour : Siyah-Gri
Black-Grey

KİLİT GÖVDELERİ / LOCKING FRAME



18.01.32L

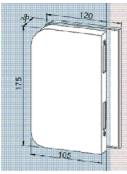
DORMA JUNIOR OFFICE KİLİT GÖVDE
DORMA JUNIOR OFFICE LOCK



18.01.32R

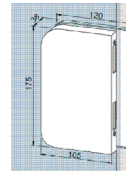
DORMA JUNIOR OFFICE KİLİT GÖVDE
DORMA JUNIOR OFFICE LOCK

KİLİT KARŞILIKLARI / LOCKING STRIKER



18.02.31L

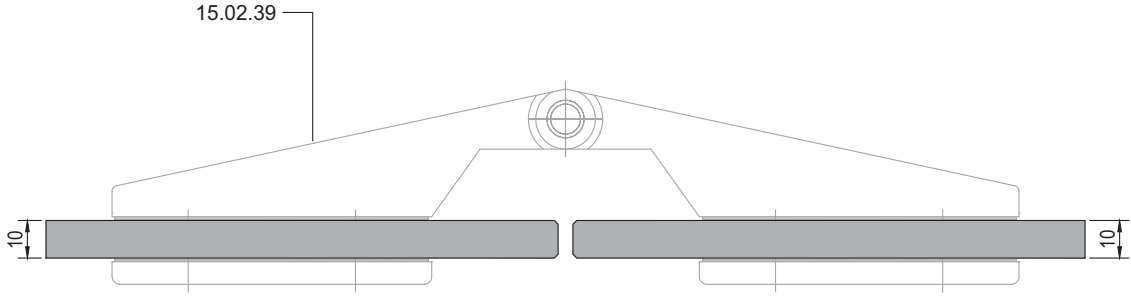
DORMA JUNIOR OFFICE KİLİT KARŞILIĞI
DORMA JUNIOR OFFICE LOCKING STRIKER



18.02.31R

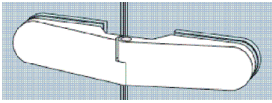
DORMA JUNIOR OFFICE KİLİT KARŞILIĞI
DORMA JUNIOR OFFICE LOCKING STRIKER

CAM - CAM KAPI DETAYI İÇİN / GLASS-TO-GLASS DOOR DETAIL



Ölçek/Scale: 1/2

MENTEŞELER / HINGES



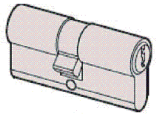
15.02.39

DORMA STUDIO RONDO MENTEŞE
DORMA STUDIO RONDO HINGE

Renk / Colour : Siyah-Gri
Black-Grey

Kapı ağırlığı max.45 kg ve 2 adet menteşe kullanılmalı. (Should be used 2 for 45 kg door.)
8 / 10 mm temperli cam kullanılabilir. (8/10mm tempered glass can be used.)

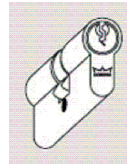
BARELLER / CYLINDERS



18.04.26

WSS BAREL
WSS CYLINDER

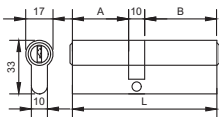
63mm = 26,5 + 10 + 26,5mm



18.04.27

DORMA BAREL
DORMA CYLINDER

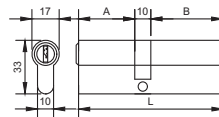
61mm= 25,5 + 10 + 25,5mm



18.04.03

KALE BAREL
KALE CYLINDER

| A | B | L |
|----|----|----|
| 26 | 32 | 68 |



18.04.07

KALE BAREL
KALE CYLINDER

| A | B | L |
|----|----|----|
| 26 | 26 | 62 |