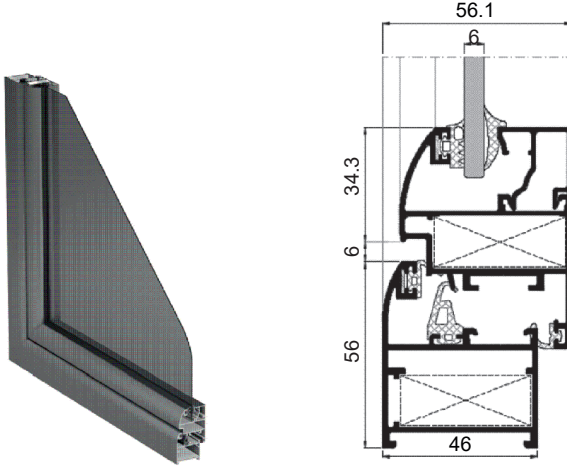


MİMARİ KATALOG
ARCHITECTURAL CATALOGUE

Alüminyum Kapı Pencere ve Giydirme Cephe Sistemleri
Aluminium Door Window and Facade Systems



RW46



TEKNİK ÖZELLİKLERİ / TECHNICAL PROPERTIES

KASA DERİNLİĞİ / FRAME DEPTH	46 mm
KANAT DERİNLİĞİ / VENT DEPTH	51,6 / 46 / 51,2 mm
PROFİL ET KALINLIĞI / PROFILE WALL THICKNESS	1,4 mm
MAKS. CAM KALINLIĞI / MAX. GLASS THICKNESS	22 mm

KULLANIM SEÇENEKLERİ / APPLICATION ALTERNATIVES

	KAPI DOOR	PENCERE WINDOW
İÇE AÇILIR / INWARD OPENING	•	•
DIŞA AÇILIR BİNİLİ KAPI / OUTWARD OPENING DOOR	•	
VASİSTAS / BOTTOM HUNG		•
DIŞA - İÇE AÇILIR HEMYÜZ KAPI / OUTWARD-INWARD OPENING COPLANAR DOOR	•	
ÇİFT EKSEN AÇILIM / TILT&TURN OPENING	•	•
PVC AKSESUAR İÇİN KANAT / VENT FOR PVC ACCESSORIES	•	•

MİMARİ KATALOG

ARCHITECTURAL CATALOGUE

Alüminyum Kapı Pencere ve Giydirme Cephe Sistemleri
Aluminium Door Window and Facade Systems

RW46

PROFİLLER

PROFILES

01

02

03

04

05

06

07

08

09

10

11

12

KOD / CODE	AĞIRLIK (kg/m) / WEIGHT	Jxx cm ⁴	Jyy cm ⁴	L m	
R46 F 01	0,827	8,533	5,419	6	
R46 F 02	1,003	11,918	18,074	6	
R46 F 03	0,907	9,939	8,264	6	
R46 F 05	0,914	9,556	8,853	6	

01

02

03

04

05

06

07

08

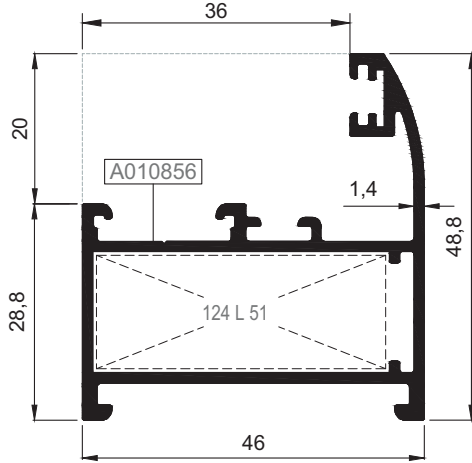
09

10

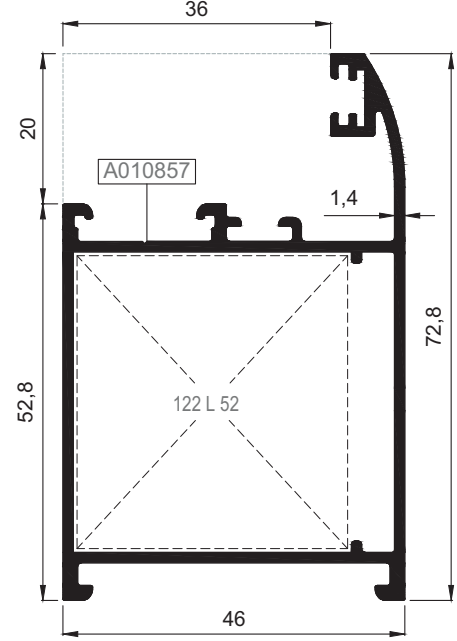
11

12

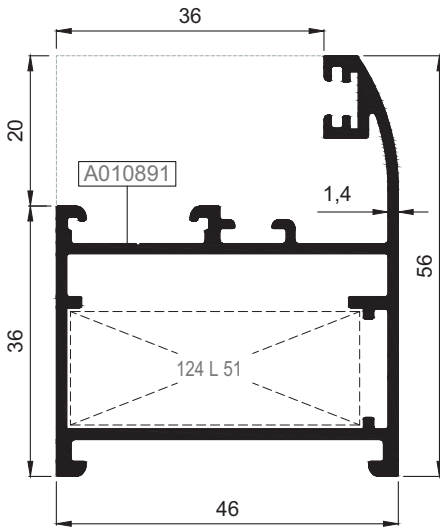
R46 F 01



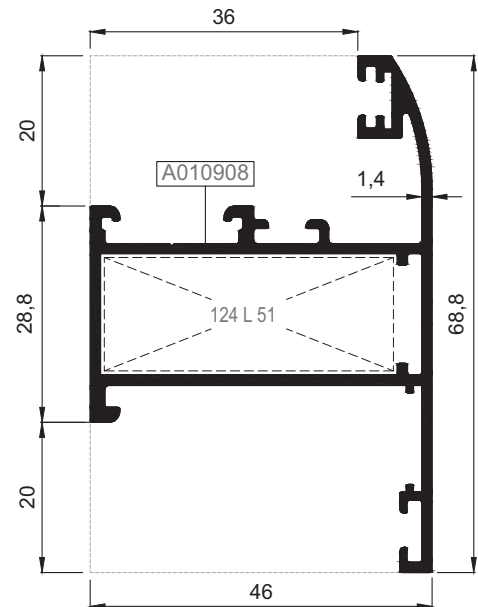
R46 F 02



R46 F 03

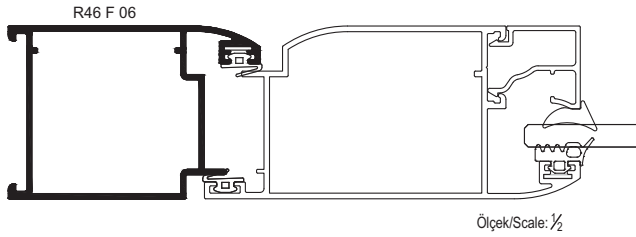
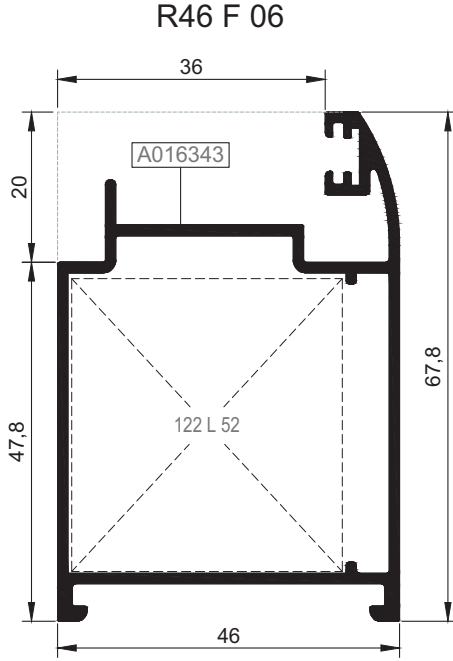


R46 F 05



Nr		L m	KESİM ÖLÇÜSÜ CUTTING SIZE	AKS. KODU ACS. CODE
R46 F 01	A010856	25 L 51 (A010887)	39,3 mm	124 L 51
R46 F 03	A010891			
R46 F 05	A010908			
R46 F 02	A010857	25 L 52 (A010888)	36,7 mm	122 L 52

KOD / CODE	AĞIRLIK (kg/m) / WEIGHT	Jxx cm ⁴	Jyy cm ⁴	L m	
R46 F 06	0,96	11,436	16,619	6	



01

02

03

04

05

06

07

08

09

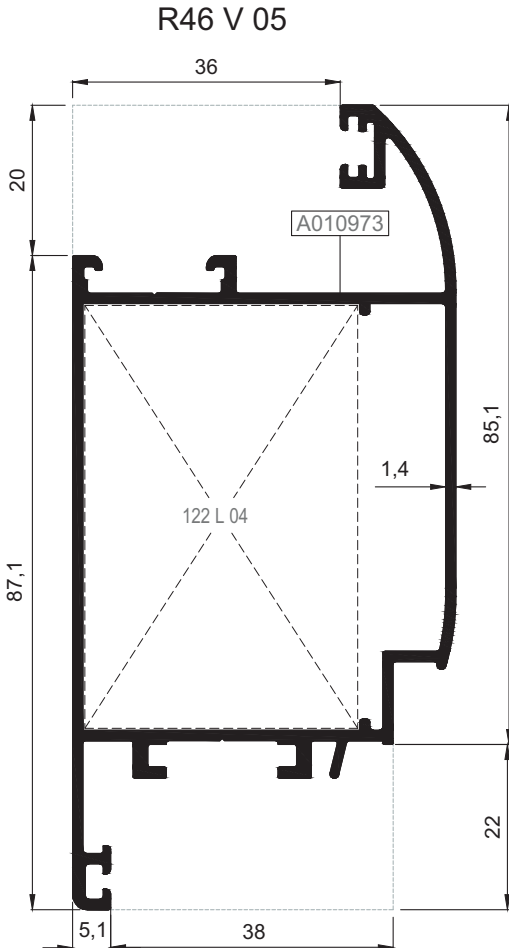
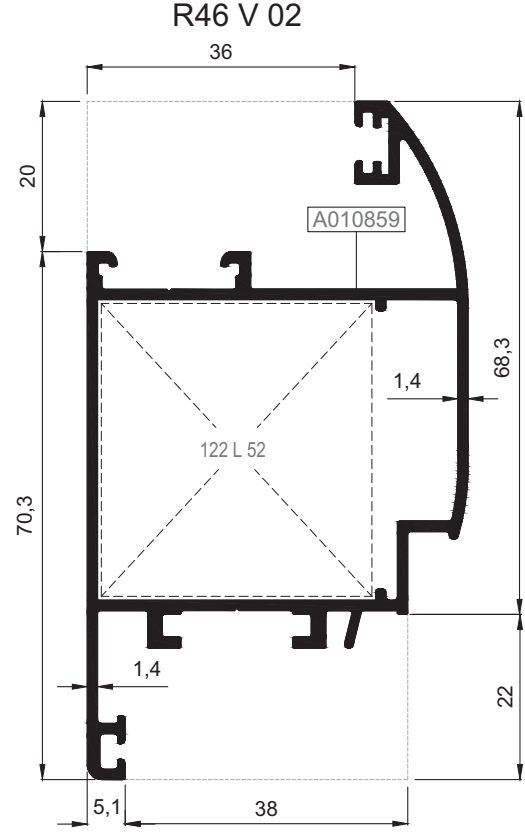
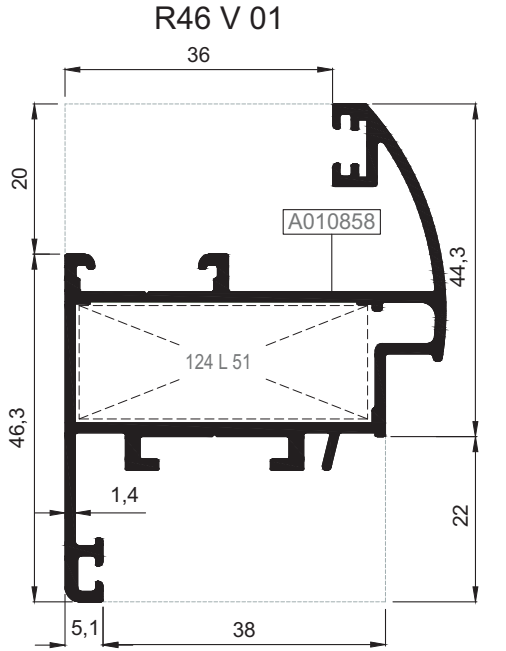
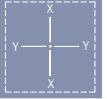
10

11

12

Nr		L m	KESİM ÖLÇÜSÜ CUTTING SIZE	AKS. KODU ACS. CODE
R46 F 06	A016343	25 L 52 (A010888)	36,7 mm	122 L 52

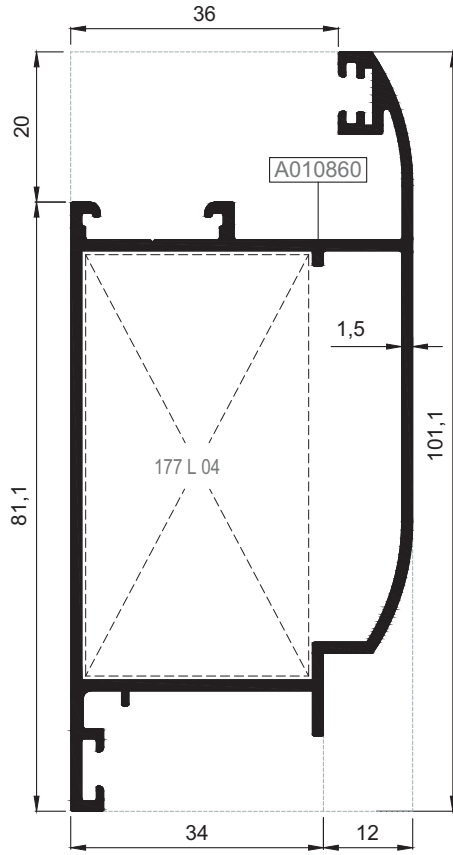
KOD / CODE	AĞIRLIK (kg/m) / WEIGHT	Jxx cm ⁴	Jyy cm ⁴	L m
R46 V 01	1,011	11,784	9,210	6
R46 V 02	1,190	15,826	26,390	6
R46 V 05	1,315	19,086	46,297	6



Nr		L m	KESİM ÖLÇÜSÜ CUTTING SIZE	AKS. KODU ACS. CODE
R46 V 01	A010858	25 L 51 (A010887)	39,3 mm	124 L 51
R46 V 02	A010859	25 L 52 (A010888)	36,7 mm	122 L 52
R46 V 05	A010973	25 L 04 (A002211)	36,7 mm	122 L 04

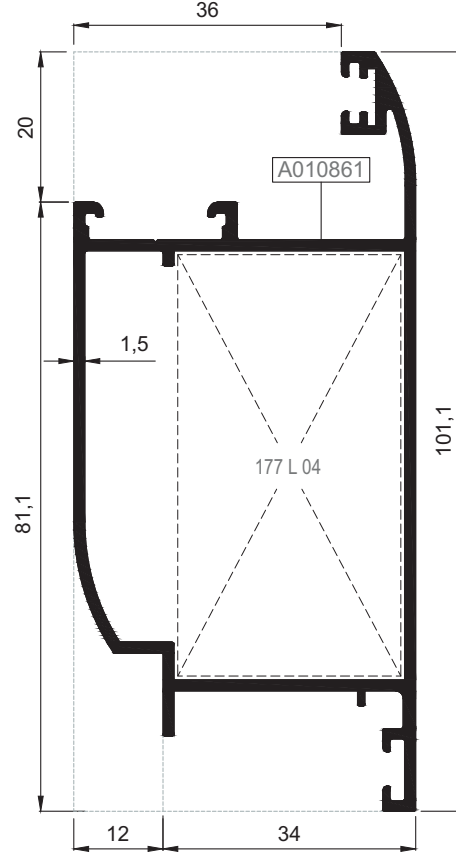
KOD / CODE	AĞIRLIK (kg/m) / WEIGHT	Jxx cm ⁴	Jyy cm ⁴	L m	
R46 V 03	1,204	15,071	37,926	6	
R46 V 04	1,204	14,263	37,934	6	

R46 V 03



İÇE AÇILIM HEMYÜZ KAPI KANAT PROFİLİ
INWARD OPENING FLUSH DOOR VENT PROFILE

R46 V 04



DIŞA AÇILIM HEMYÜZ KAPI KANAT PROFİLİ
OUTWARD OPENING FLUSH DOOR VENT PROFILE

01

02

03

04

05

06

07

08

09

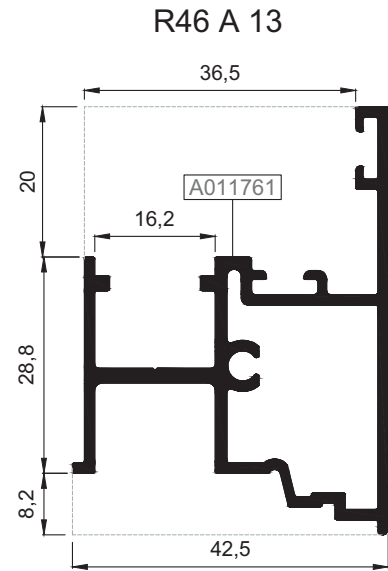
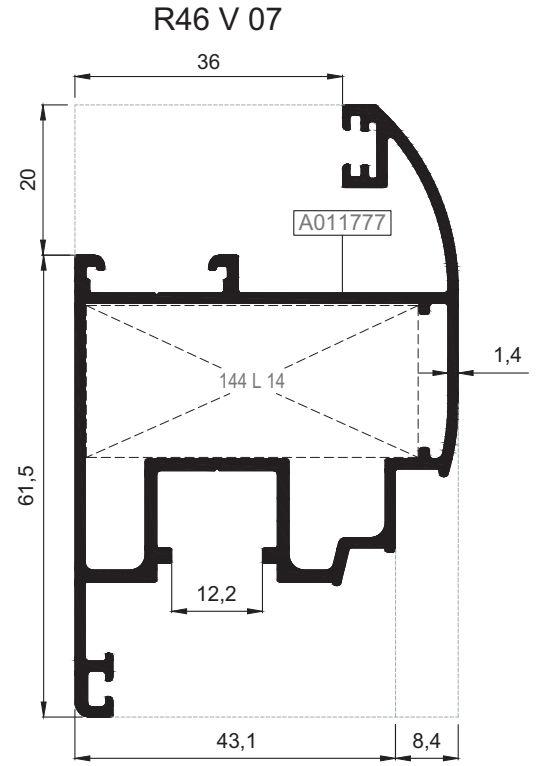
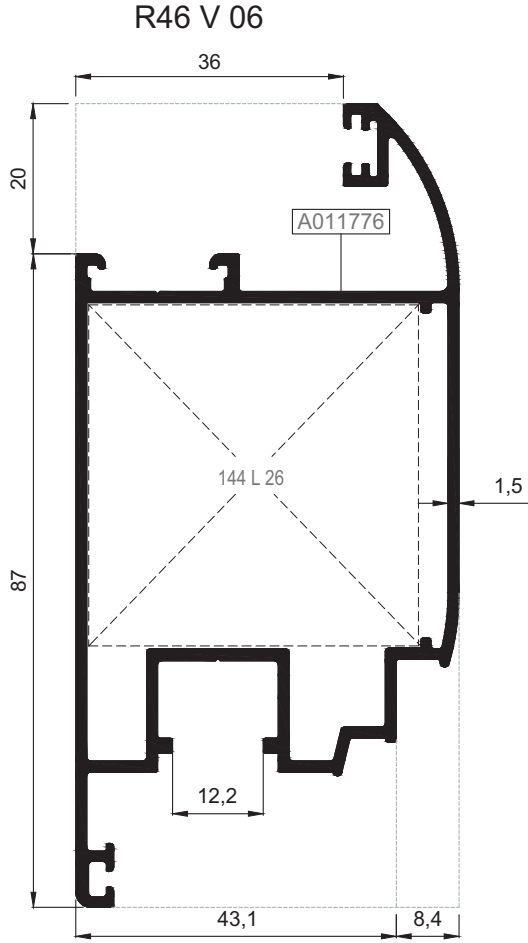
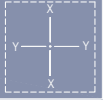
10



11

12

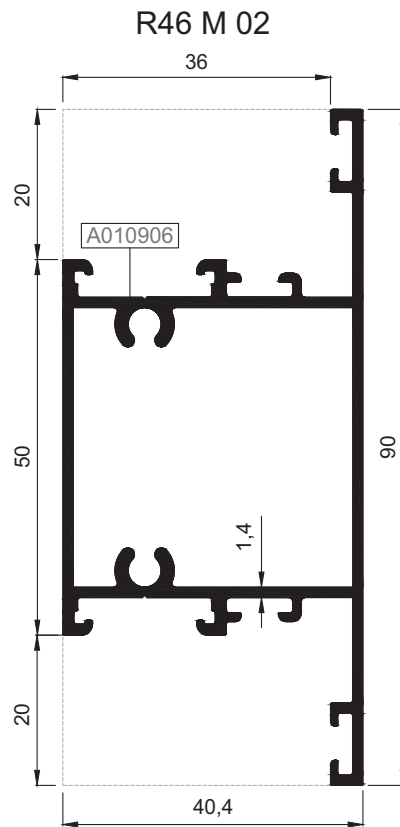
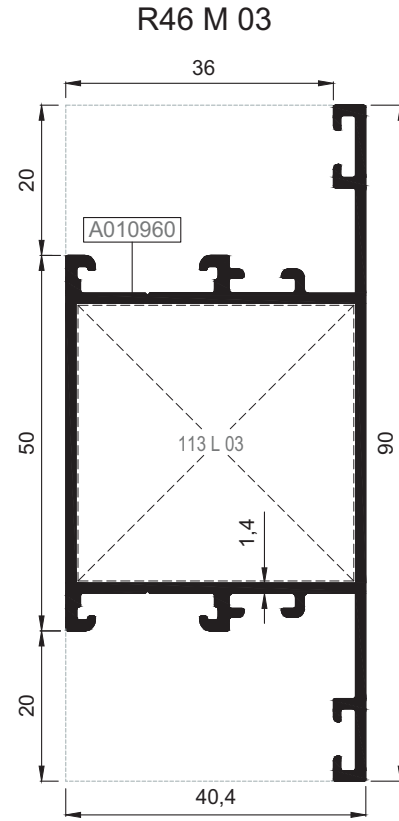
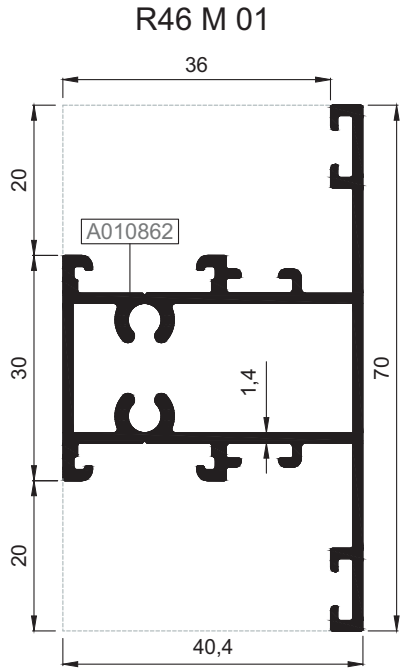
Nr		L m	KEŞİM ÖLÇÜSÜ CUTTING SIZE	AKS. KODU ACS. CODE
R46 V 03	A010860	25 L 04 (A002211)	30,7 mm	177 L 04
R46 V 04	A010861	25 L 04 (A002211)	30,7 mm	177 L 04

KOD / CODE	AĞIRLIK (kg/m) / WEIGHT	Jxx cm ⁴	Jyy cm ⁴	L m
R46 V 06	1,447	20,376	47,869	6
R46 V 07	1,216	15,044	19,012	6
R46 A 13	0,856	----	----	6



Nr		 L m	KEŞİM ÖLÇÜSÜ CUTTING SIZE	 AKS. KODU ACS. CODE
R46 V 06	A011776	25 L 26 (A010540)	44,4 mm	144 L 26
R46 V 07	A011777	25 L 14 (A002059)	44,4 mm	144 L 14

KOD / CODE	AĞIRLIK (kg/m) / WEIGHT	Jxx cm ⁴	Jyy cm ⁴	L m
R46 M 01	0,975	7,752	8,326	6
R46 M 02	1,128	9,905	21,308	6
R46 M 03	1,019	9,241	20,224	6



01

02

03

04

05

06

07



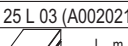



08

09

10

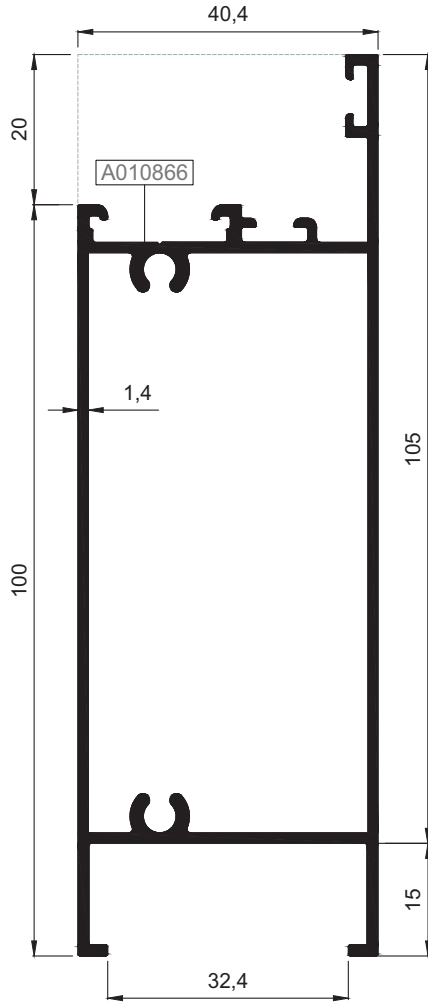
11

12

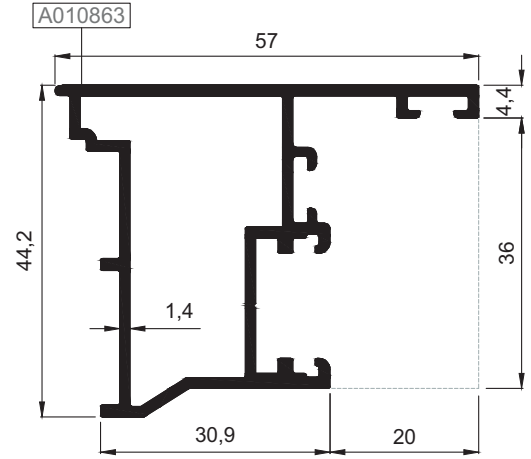
Nr		 L m	KESİM ÖLÇÜSÜ CUTTING SIZE	 AKS. KODU ACS. CODE
R46 M 03	A010960	 25 L 03 (A002021)	37,1 mm	113 L 03
Nr		 L m	KESİM ÖLÇÜSÜ CUTTING SIZE	 AKS. KODU ACS. CODE
R46 M 03	A010960	 25 J 13 (A010959)	36,9 mm	307 J 13

KOD / CODE	AĞIRLIK (kg/m) / WEIGHT	J _{xx} cm ⁴	J _{yy} cm ⁴	L m	
R46 K 01	1,353	14,112	65,392	6	
R46 A 02	0,825	5,976	7,239	6	
R46 A 03	0,473	----	----	6	
25 I 07	0,143	----	----	6	
25 I 04	0,153	----	----	6	

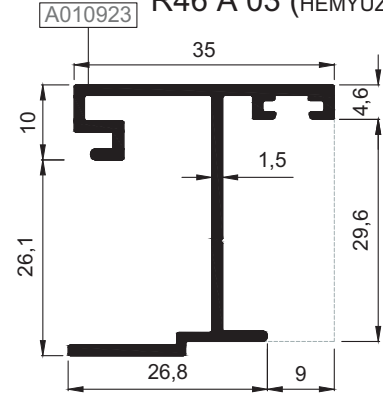
R46 K 01



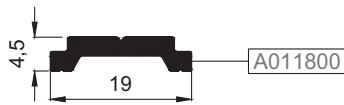
R46 A 02 (BİNLİ)



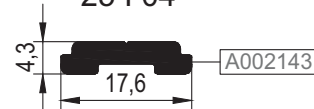
R46 A 03 (HEMYÜZ)



25 I 07*

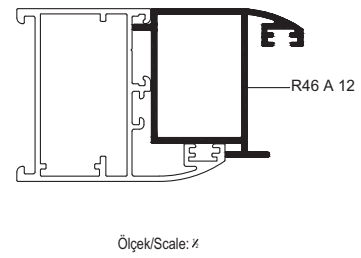
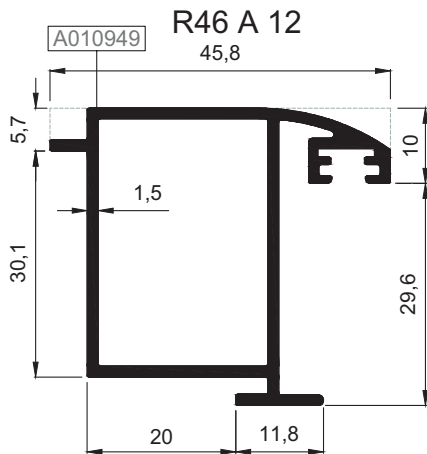
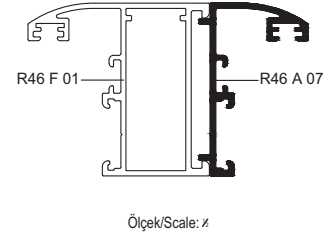
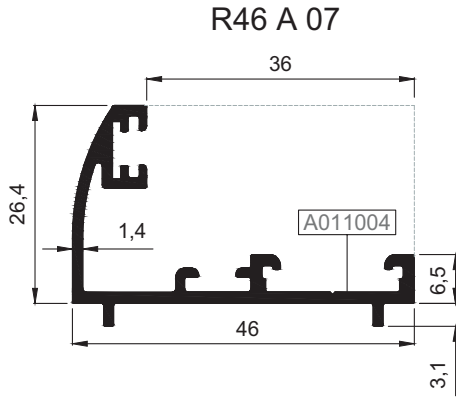
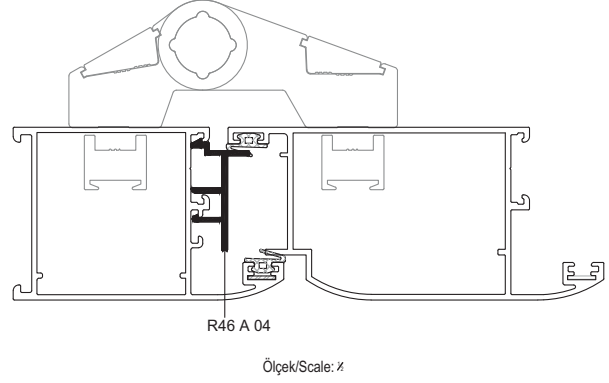
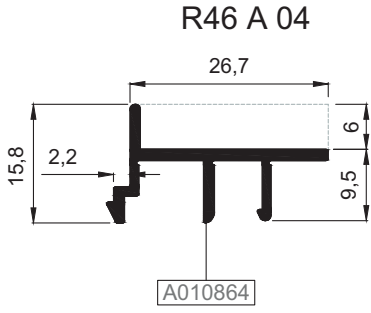


25 I 04



***Giese kol ve kilitleme aksesuarları sadece 25 I 07 tij profili ile kullanılmalıdır.
Giese handle and locking accessories should be used with only 25 I 07 rod profile

KOD / CODE	AĞIRLIK (kg/m) / WEIGHT	Jxx cm ⁴	Jyy cm ⁴	L m	
R46 A 04	0,229	----	----	6	
R46 A 07	0,475	----	----	6	
R46 A 12	0,686	----	----	6	



01

02

03

04

05

06

07

08

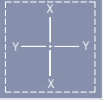
09

10

11

12

KOD / CODE	AĞIRLIK (kg/m) / WEIGHT	Jxx cm ⁴	Jyy cm ⁴	L m
R46 A 09	0,417	----	----	6
A001185	0,556	----	----	6
46 D 01	0,902	----	----	6



01

02

03

04

05

06

07

08

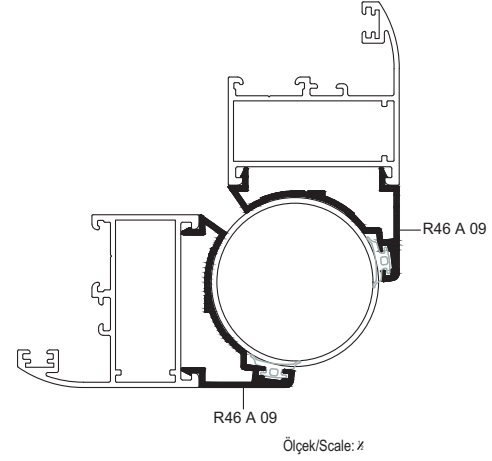
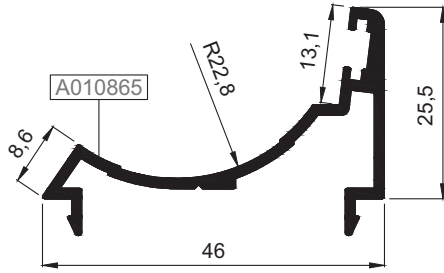
09

10

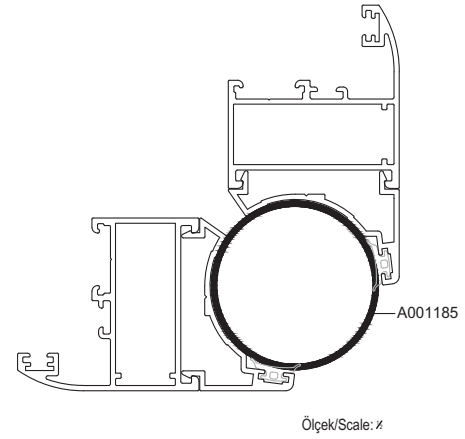
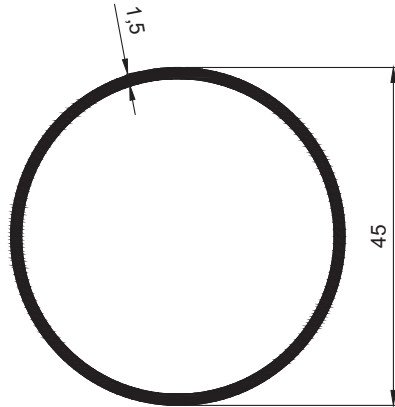
11

12

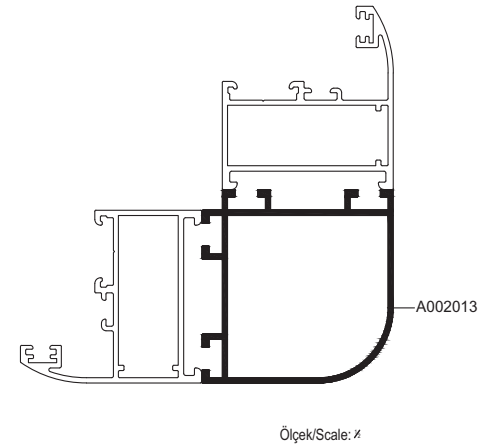
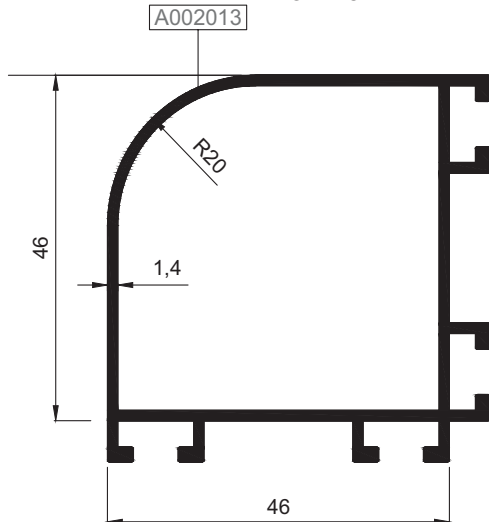
R46 A 09



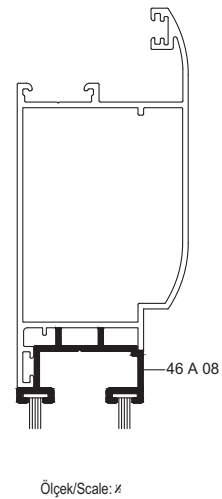
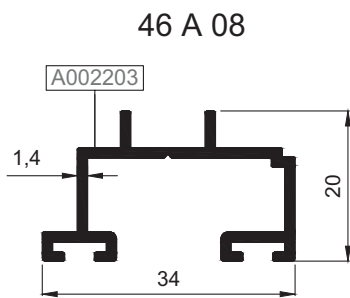
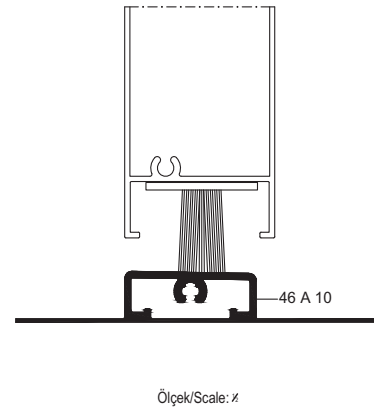
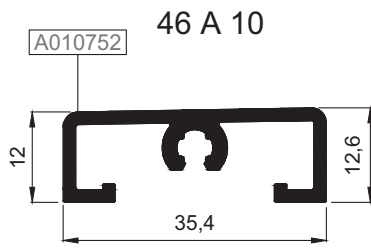
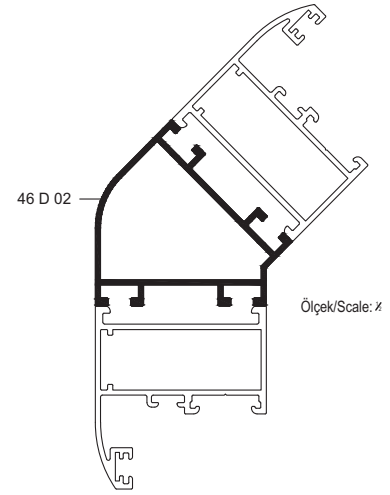
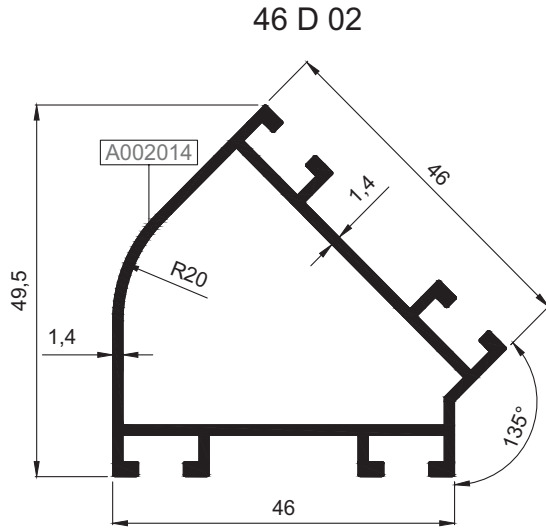
A001185



46 D 01



KOD / CODE	AĞIRLIK (kg/m) / WEIGHT	Jxx cm ⁴	Jyy cm ⁴	L m
46 D 02	0,794	----	----	6
46 A 10	0,398	----	----	6
46 A 08	0,354	----	----	6



01

02

03

04

05

06

07

08

09

10

11

12

KOD / CODE	AĞIRLIK (kg/m) / WEIGHT	L m	KOD / CODE	AĞIRLIK (kg/m) / WEIGHT	L m
25 G 21	0,196	6	25 G 12	0,270	6
25 G 37	0,206	6	25 G 13	0,278	6
25 G 11	0,224	6	25 G 14	0,280	6
25 G 10	0,225	6	25 G 15	0,282	6
25 G 09	0,229				



01

02

03

04

05

06

07

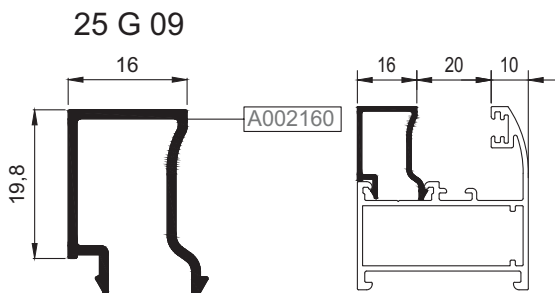
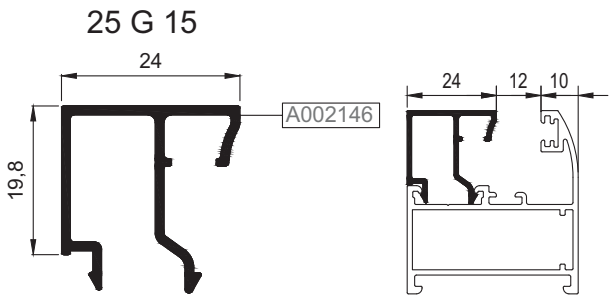
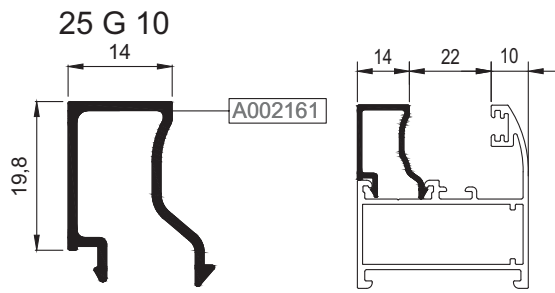
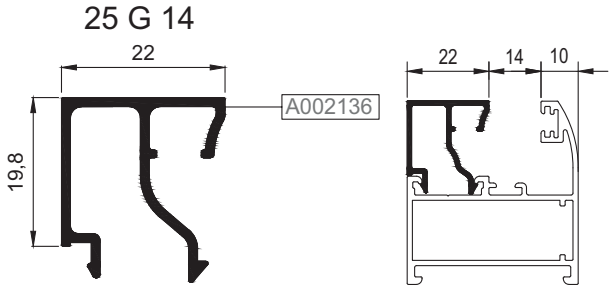
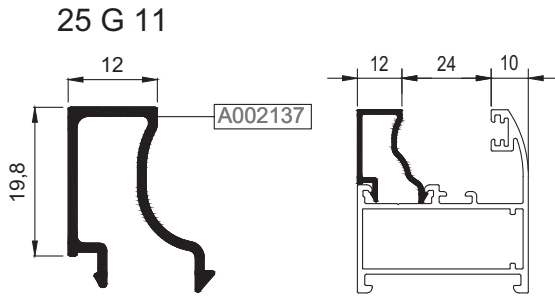
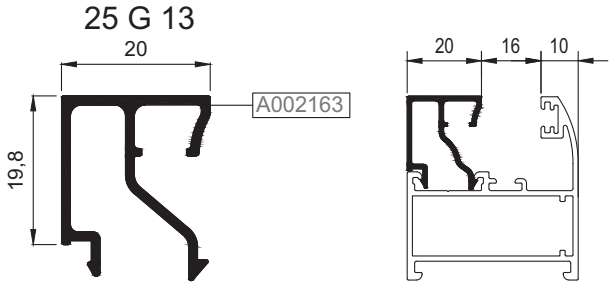
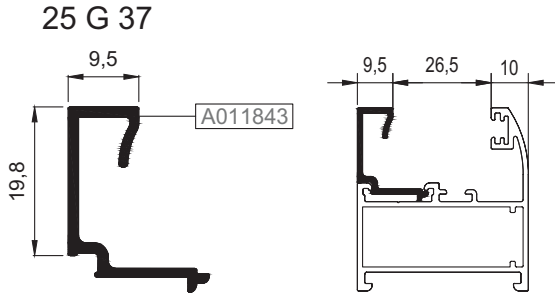
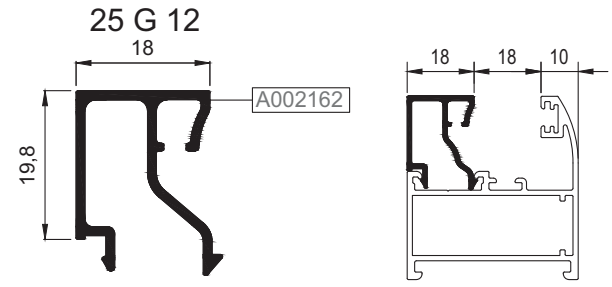
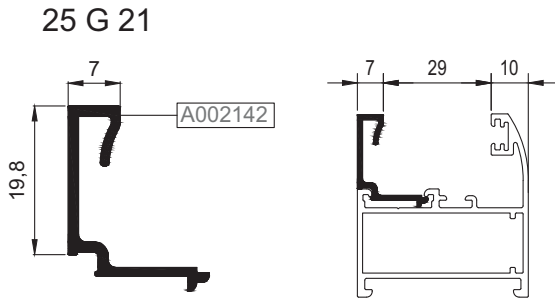
08

09

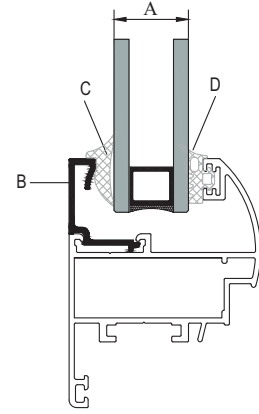
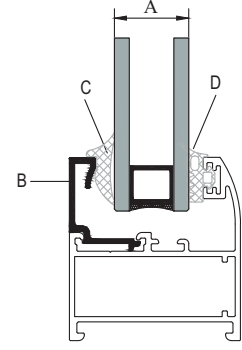
10

11

12



B, CAM ÇITASI GLAZING BEAD	C, İÇ CAM FİTİLİ GLASS GASKET (IN)	A, CAM KALINLIĞI GLASS THICKNESS	D, DIŞ CAM FİTİLİ GLASS GASKET (OUT)
25 G 15	01.17.04	4 mm	01.11.15
25 G 15	01.17.03	5 mm	01.11.15
25 G 14	01.17.04	6 mm	01.11.15
25 G 14	01.17.03	7 mm	01.11.15
25 G 13	01.17.04	8 mm	01.11.15
25 G 13	01.17.03	9 mm	01.11.15
25 G 12	01.17.04	10 mm	01.11.15
25 G 12	01.17.03	11 mm	01.11.15
25 G 09	01.17.04	12 mm	01.11.15
25 G 09	01.17.03	13 mm	01.11.15
25 G 10	01.17.04	14 mm	01.11.15
25 G 10	01.17.03	15 mm	01.11.15
25 G 11	01.17.04	16 mm	01.11.15
25 G 11	01.17.03	17 mm	01.11.15
25 G 37	01.17.05	18 mm	01.11.15
25 G 37	01.17.04	19 mm	01.11.15
25 G 21	01.17.05	20 mm	01.11.15
25 G 21	01.17.04	21 mm	01.11.15
25 G 21	01.17.03	22 mm	01.11.15



CAM MONTAJINDA SADECE BU SİSTEM İÇİN TASARLANAN VE ÜRETİLEN FİTİLLER KULLANILMALIDIR. FARKLI MALZEME KULLANIMLARI İŞLEVSEL VE TASARIMSAL SORUNLARA SEBEP OLABİLİR. THE GASKETS USED DURING INSTALLING THE GLASS SHOULD BE ONLY THE ONES CREATED FOR THIS SYSTEM. THE USE OF OTHER MATERIALS MAY CAUSE FUNCTIONAL AND DESIGN PROBLEMS.

TABLODA VERİLEN CAM KALINLIKLARI TEORİK OLUP SİSTEMİN ISI PERFORMANS KRİTERLERİNDEN BAĞIMSIZDIR. THE GLASS THICKNESSES IN THE TABLE ARE THEORETICAL AND INDEPENDENT FROM THERMAL PERFORMANCE CRITERIA OF THE SYSTEM.

YUKARIDAKİ TABLODA VERİLEN CAM-FİTİL VE PROFİL İLİŞKİSİ TEORİK OLUP PROFİL VE CAM TOLERANSLARINDAN KAYNAKLI ÖLÇÜ FARKLILIKLARI OLUŞABİLİR. THE RELATIONSHIP BETWEEN GLASS-GASKET AND PROFILE PROVIDED IN THE TABLE IS THEORETICAL. IT MAY OCCUR SIZE DIFFERENCES FROM THE TOLERANCES OF PROFILE AND GLASS.

01

02

03

04

05

06

07

08

09

10

11

12

PROFİL KODU (PROFILE CODE)	25 L 03	25 L 04	25 L 51	25 L 52	25 J 13
FABRİKA KODU(FACTORY CODE)	A002021	A002211	A010887	A010888	A010959
AĞIRLIK (WEIGHT)	4,315 kg/m	7,711 kg/m	4,409 kg/m	4,377 kg/m	0,950 kg/m
ÇİZİM (DRAWING)					

PROFİL KODU (PROFILE CODE)	25 L 14	25 L 26
FABRİKA KODU(FACTORY CODE)	A002059	A010540
AĞIRLIK (WEIGHT)	3,270 kg/m	4,870 kg/m
ÇİZİM (DRAWING)		

Nr		KESİM ÖLÇÜSÜ CUTTING SIZE	AKS. KODU ACS. CODE
R46 F 01	A010856		
R46 F 03	A010891	25 L 51 (A010887)	124 L 51
R46 F 05	A010908		
R46 F 02	A010857	25 L 52 (A010888)	122 L 52
R46 V 01	A010858	25 L 51 (A010887)	124 L 51
R46 V 02	A010859	25 L 52 (A010888)	122 L 52
R46 V 03	A010860		
R46 V 04	A010861	25 L 04 (A002211)	177 L 04
R46 V 05	A010973	25 L 04 (A002211)	122 L 04
R46 M 03	A010960	25 L 03(A002021)	113 L 03
R46 V 06	A011776	25 L 26 (A010540)	144 L 26
R46 V 07	A011777	25 L 14(A002059)	144 L 14
Nr		KESİM ÖLÇÜSÜ CUTTING SIZE	AKS. KODU ACS. CODE
R46 M 03	A010960	25 J 13 (A010959)	307 J 13

STOKTA BULUNAN SİSTEM PROFİLLERİNİN LİSTESİ (LIST OF SYSTEM PROFILES IN STOCK)

Nr	MİN. SİPARİŞ MİKTARI MIN. ORDER QUANTITY
R46 F 02	A010857 75 kg
R46 M 01	A010862 75 kg
R46 K 01	A010866 75 kg

* STOKTA BULUNMAYAN TÜM PROFİLLER İÇİN MİNİMUM SİPARİŞ MİKTARI 300 KG'DIR.
MINIMUM ORDER QUANTITY FOR ALL THE PROFILES THAT ARE NOT IN STOCK IS 300 KG.

MİMARİ KATALOG ARCHITECTURAL CATALOGUE

Alüminyum Kapı Pencere ve Giydirme Cephe Sistemleri
Aluminium Door Window and Facade Systems

RW46

DETAYLAR

DETAILS

01

02

03

04

05

06

07

08

09

10

11

12

01

02

03

04

05

06

07

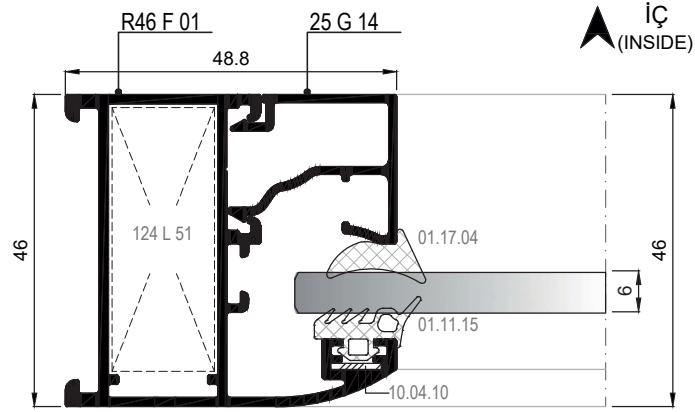
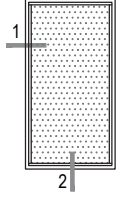
08

09

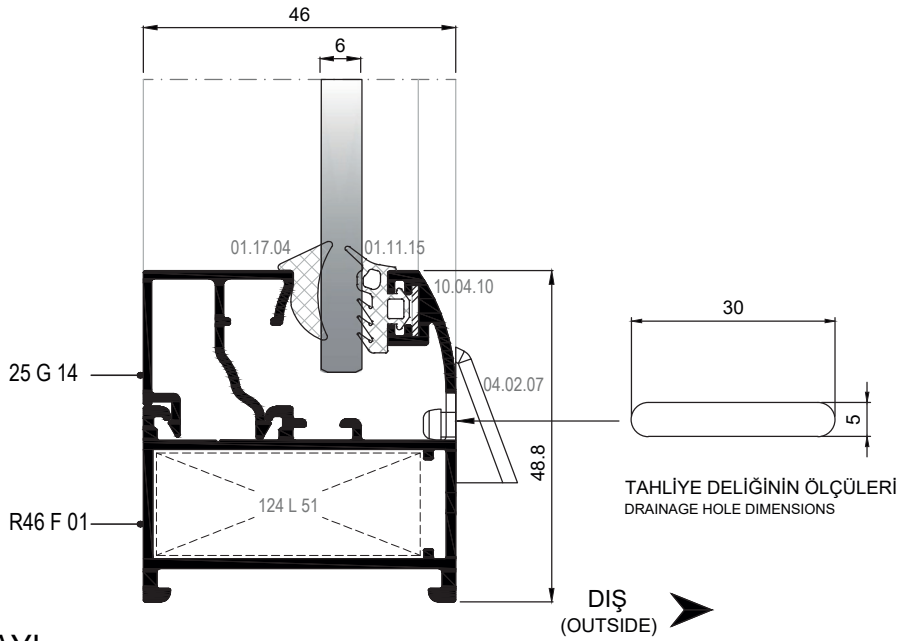
10

11

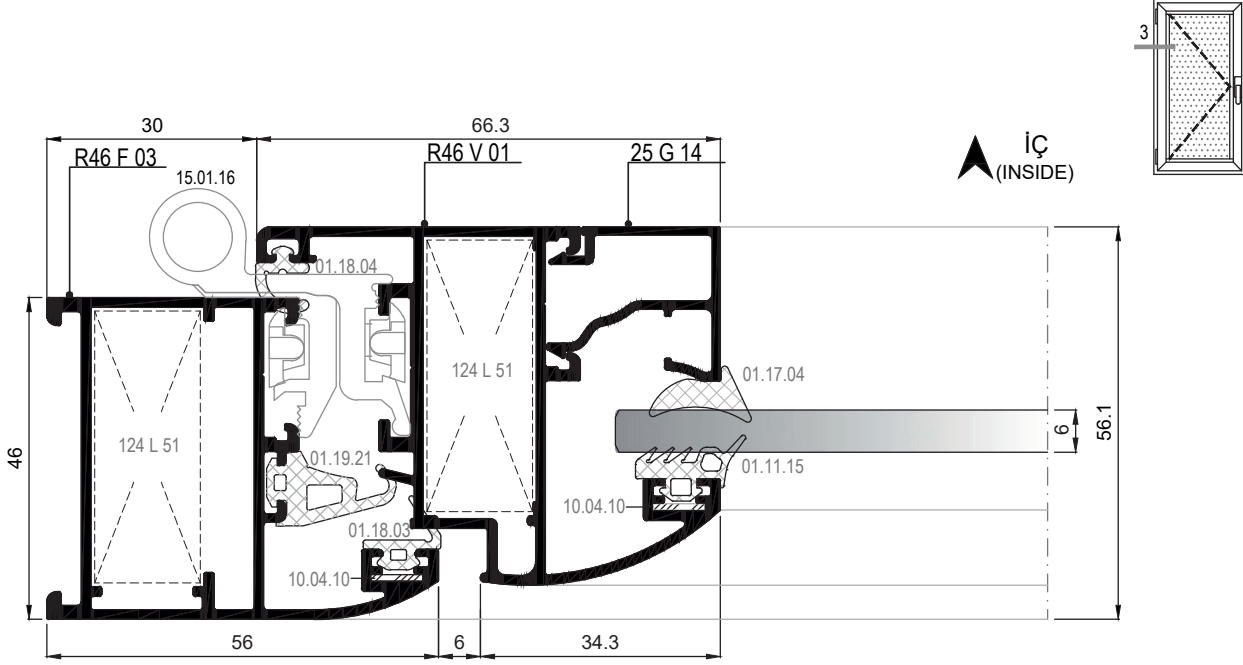
12



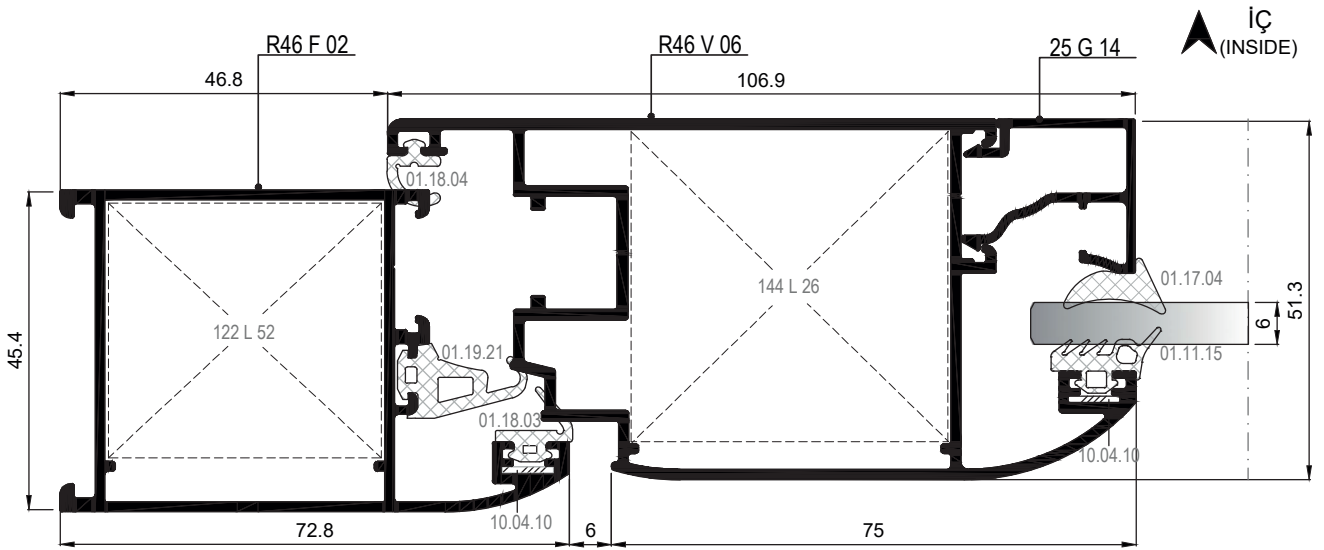
① DETAYI
DETAIL



② DETAYI
DETAIL



③ DETAYI
DETAIL



PVC AÇILIM AKSESUARINA UYGUN KANAT DETAYI
VENT DETAIL FOR PVC OPENING ACCESSORIES

③A DETAYI
DETAIL

01

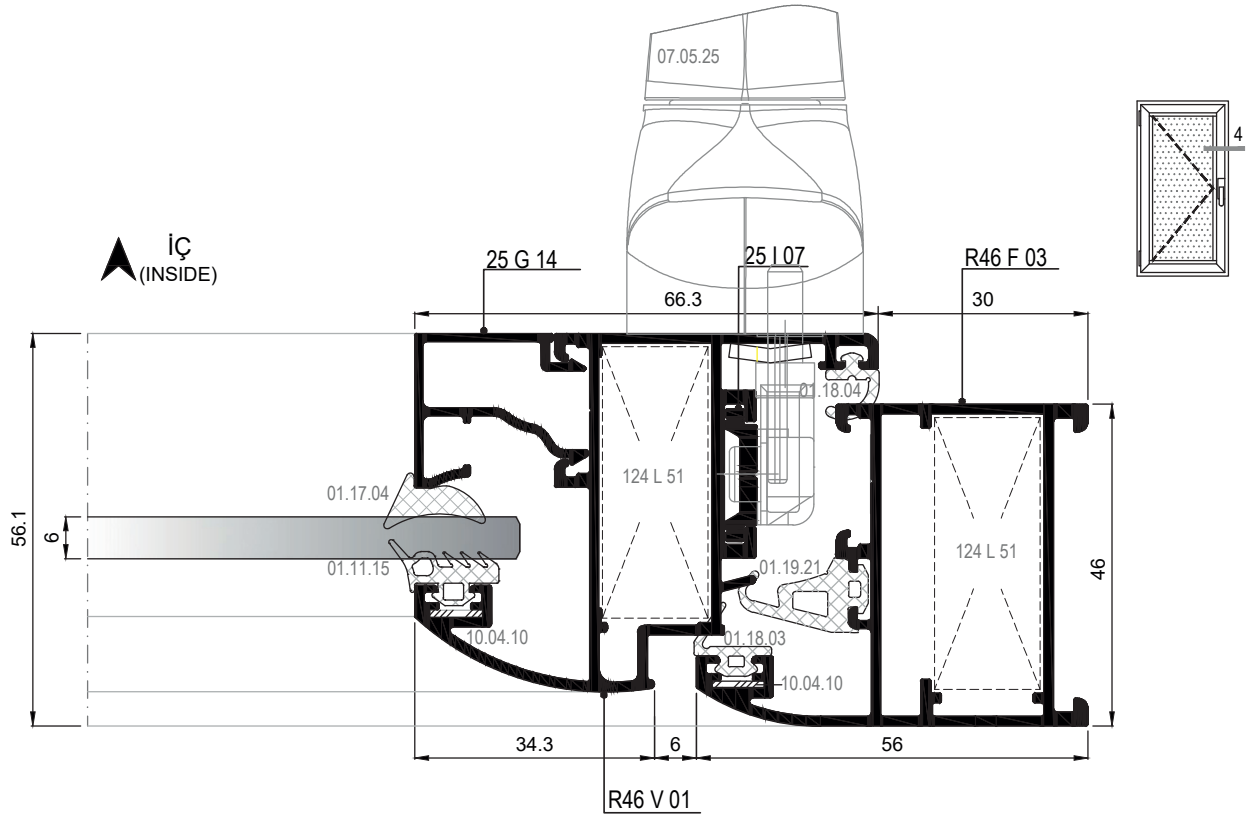
02

03

04

05

06



④ DETAYI
DETAIL

07

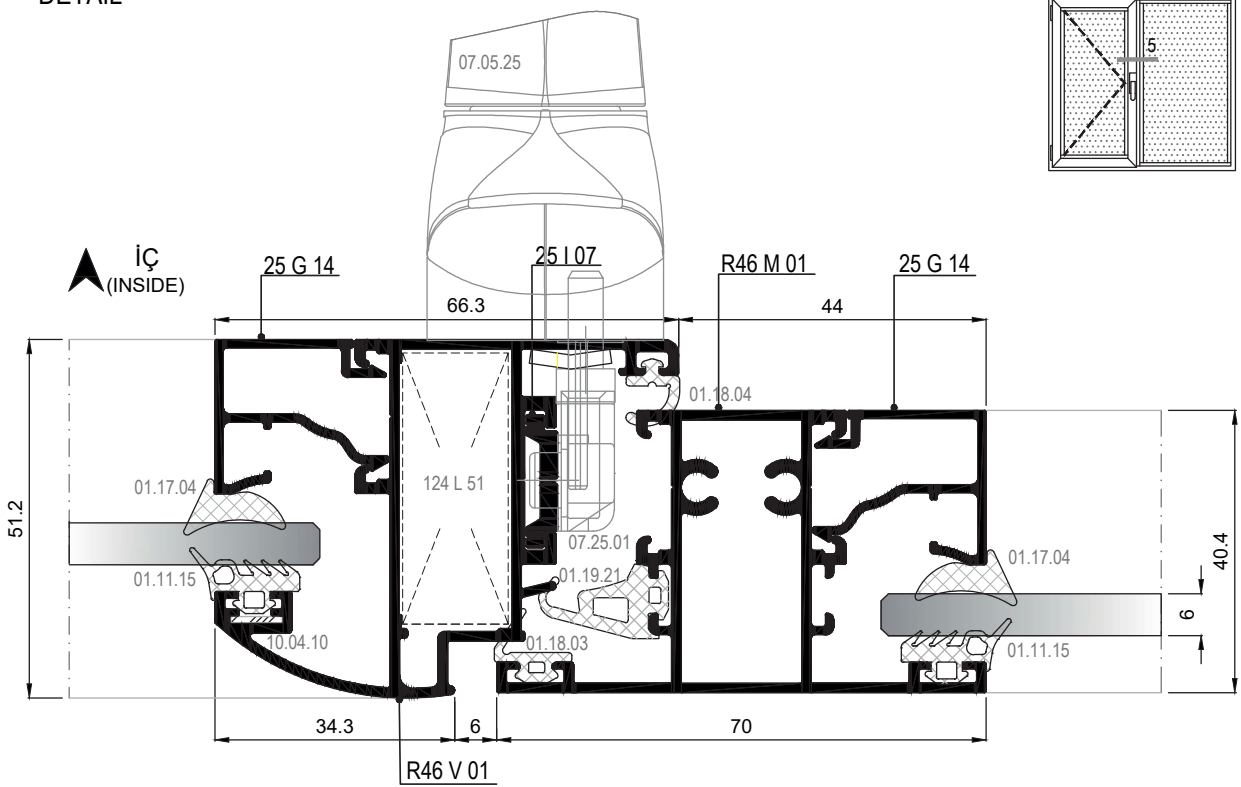
08

09

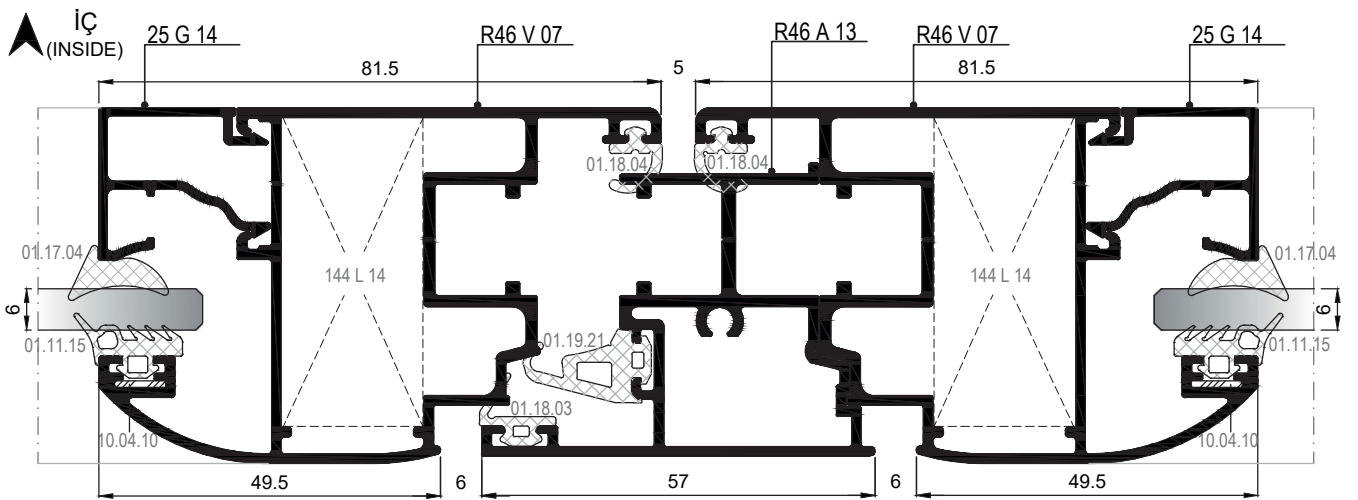
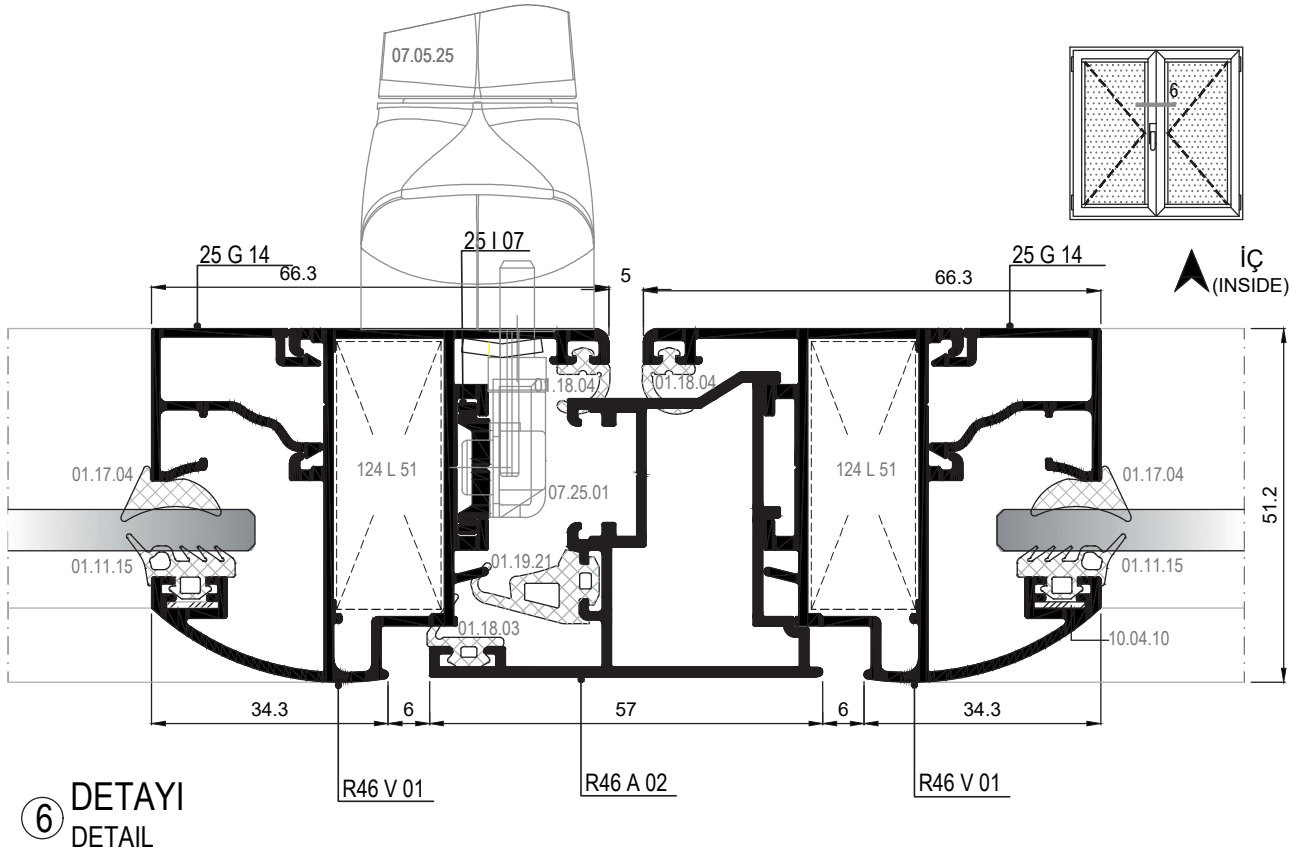
10

11

12



⑤ DETAYI
DETAIL



PVC AÇILIM AKSESUARINA UYGUN KANAT DETAYI
VENT DETAIL FOR PVC OPENNING ACCESSORIES

01

02

03

04

05

06

07

08

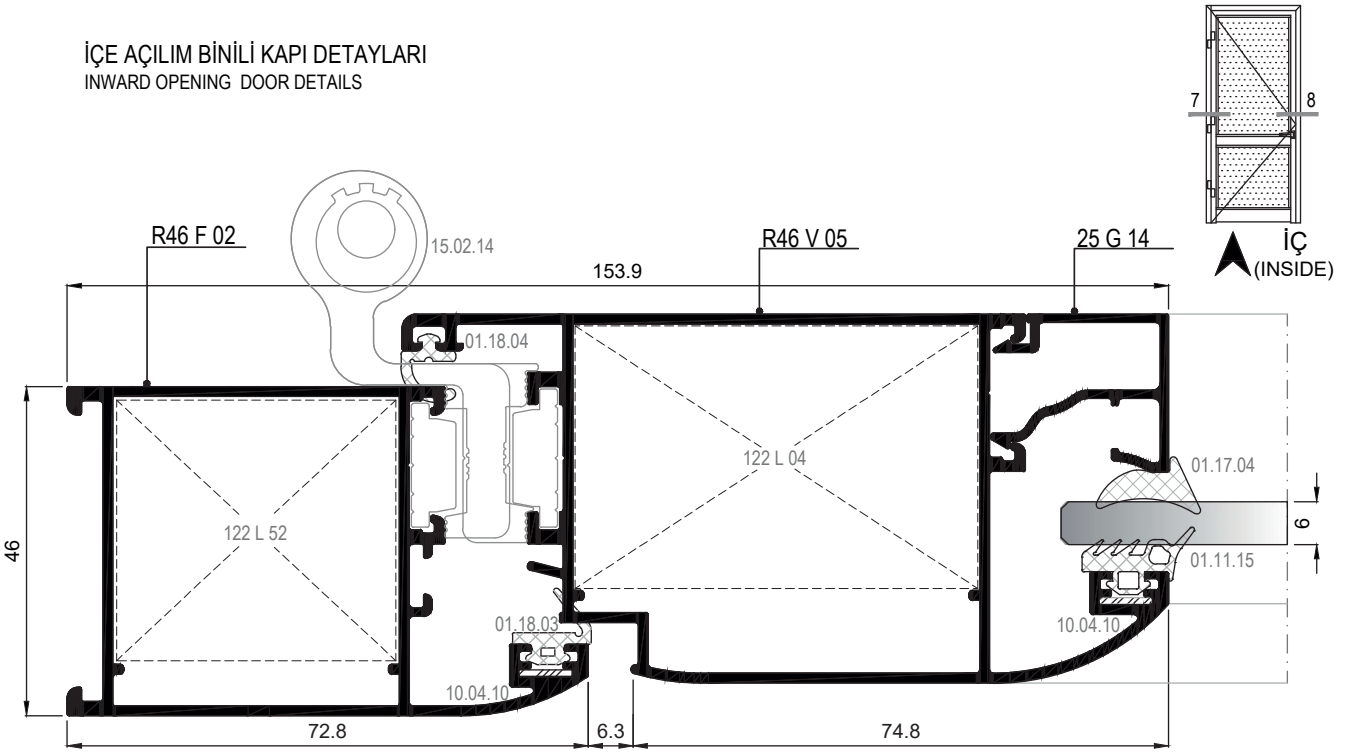
09

10

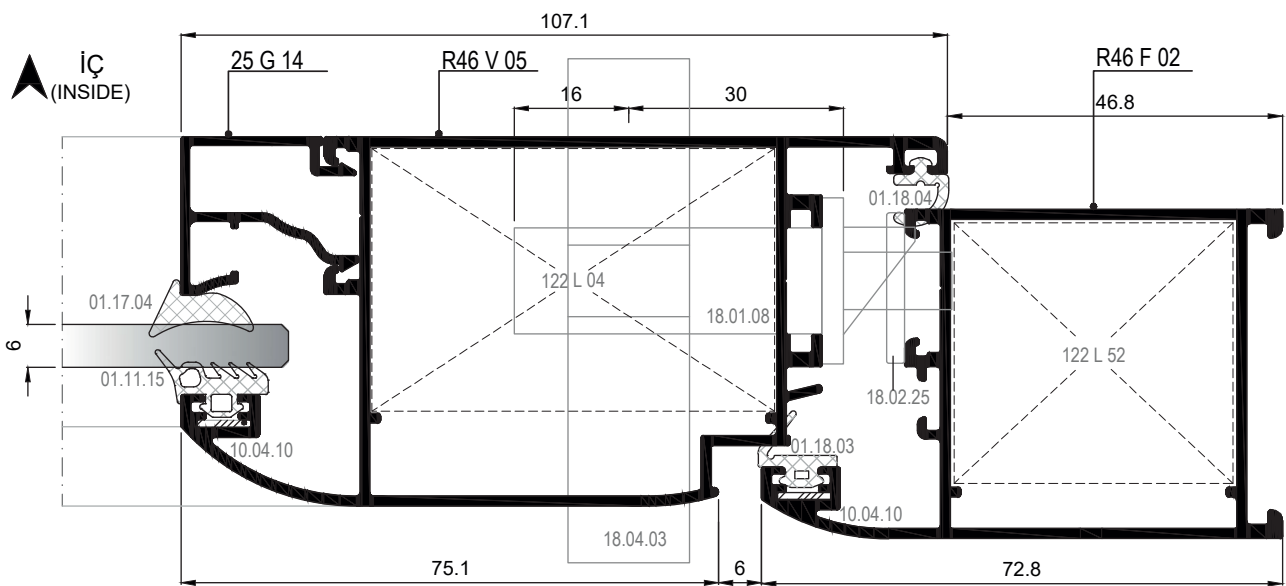
11

12

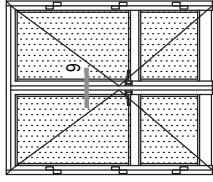
İÇE AÇILIM BİNİLİ KAPI DETAYLARI
INWARD OPENING DOOR DETAILS



⑦ DETAYI
DETAIL

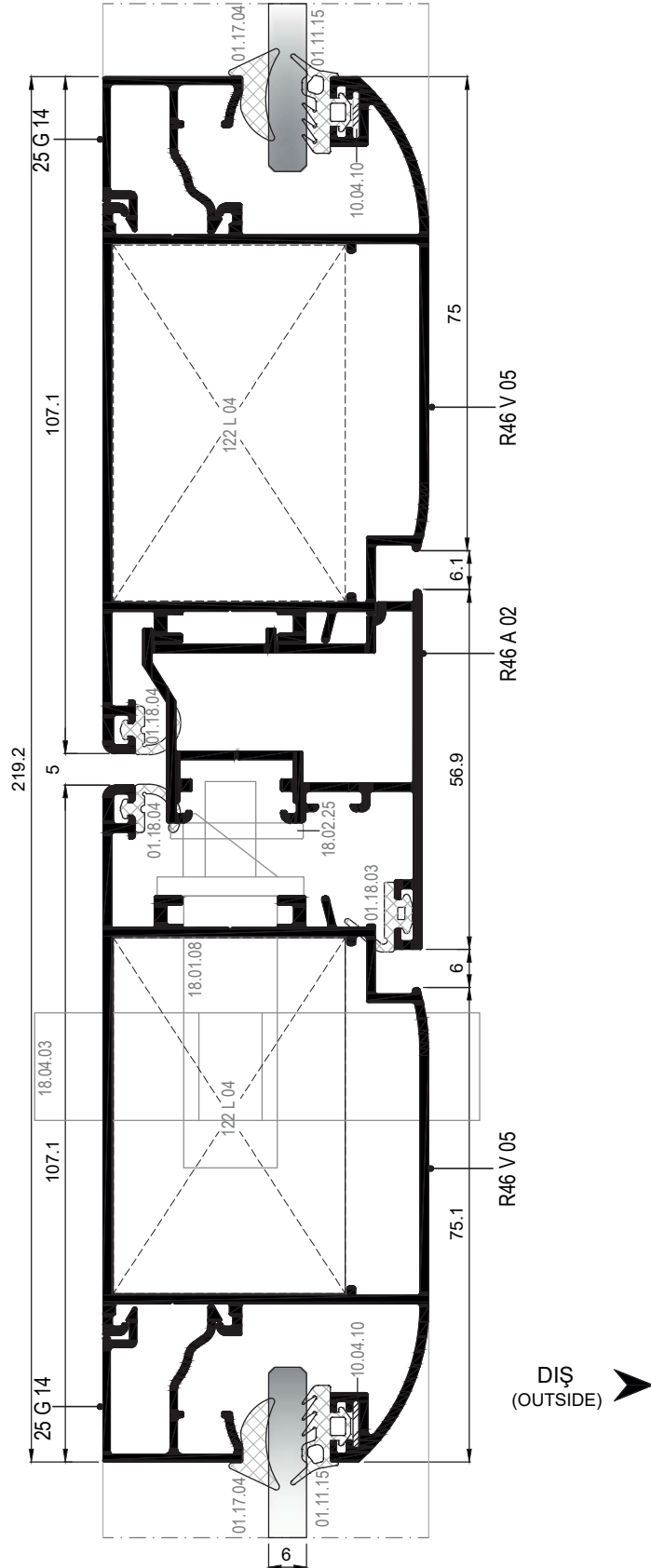


⑧ DETAYI
DETAIL



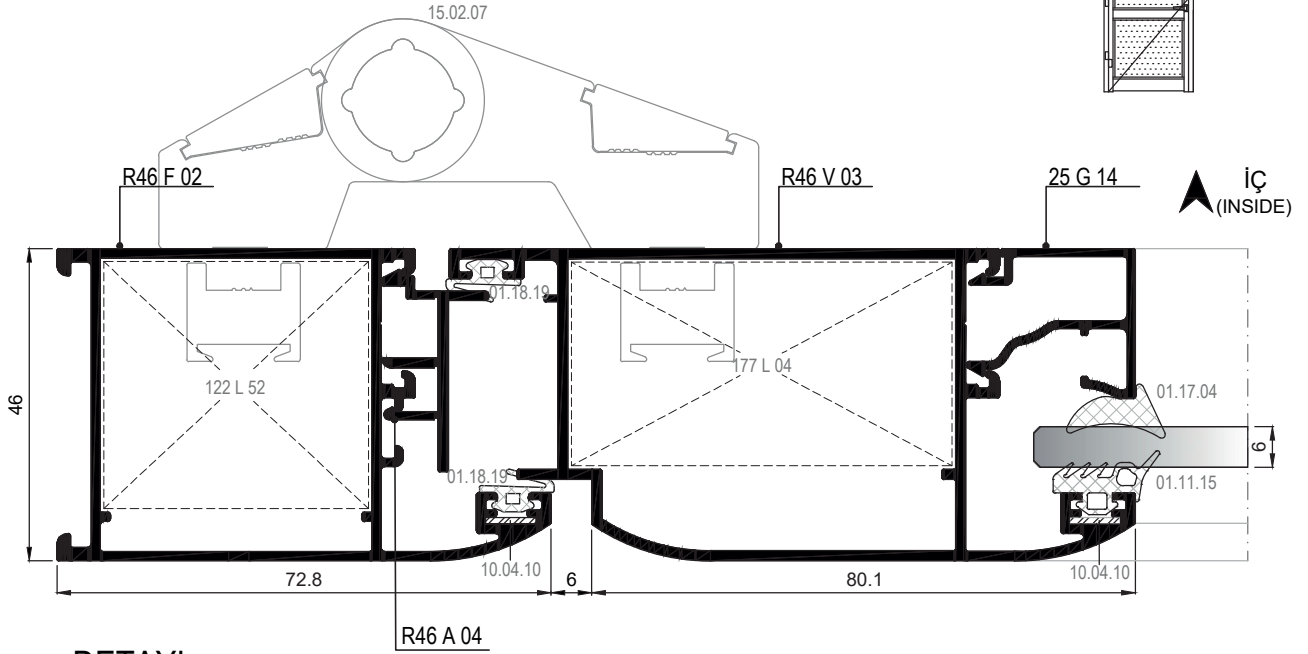
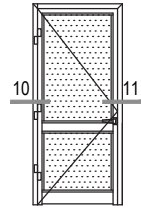
İÇE AÇILIM HEMYÜZ KAPI DETAYLARI
INWARD OPENING FLUSH DOOR DETAILS

9 DETAYI
DETAIL

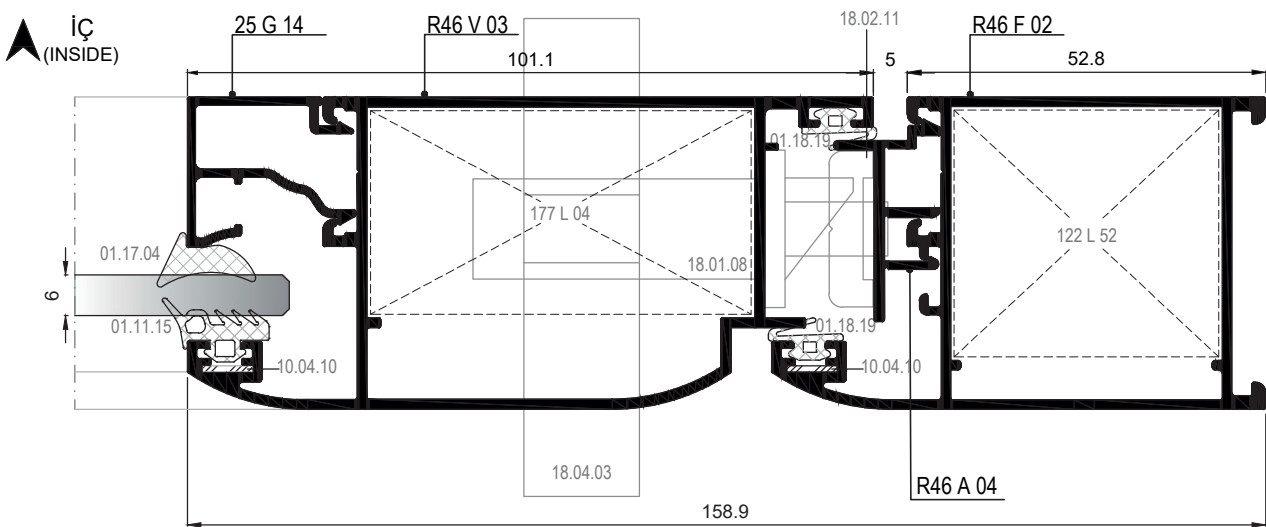


01
02
03
04
05
06
07
08
09
10
11
12

İÇE AÇILIM HEMYÜZ KAPI DETAYLARI
INWARD OPENING FLUSH DOOR DETAILS

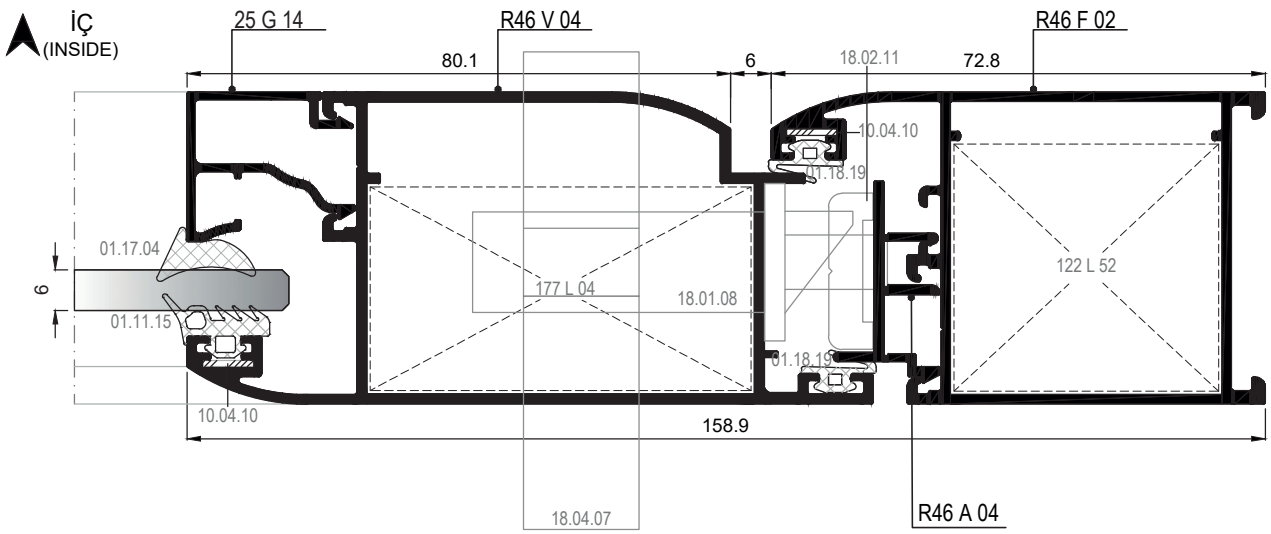
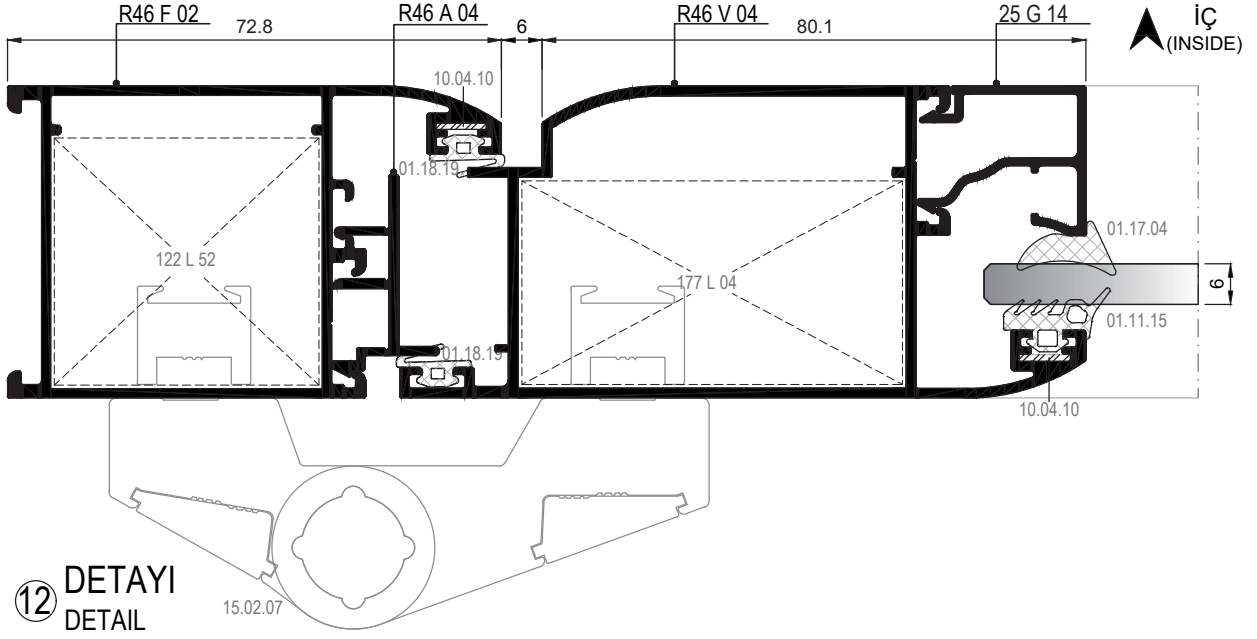
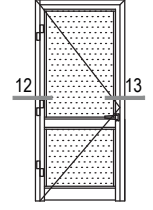


10 DETAYI
DETAIL



11 DETAYI
DETAIL

DIŐA AÇILIM HEMYÜZ KAPI DETAYLARI
OUTWARD OPENING FLUSH DOOR DETAILS



01

02

03

04

05

06

07

08

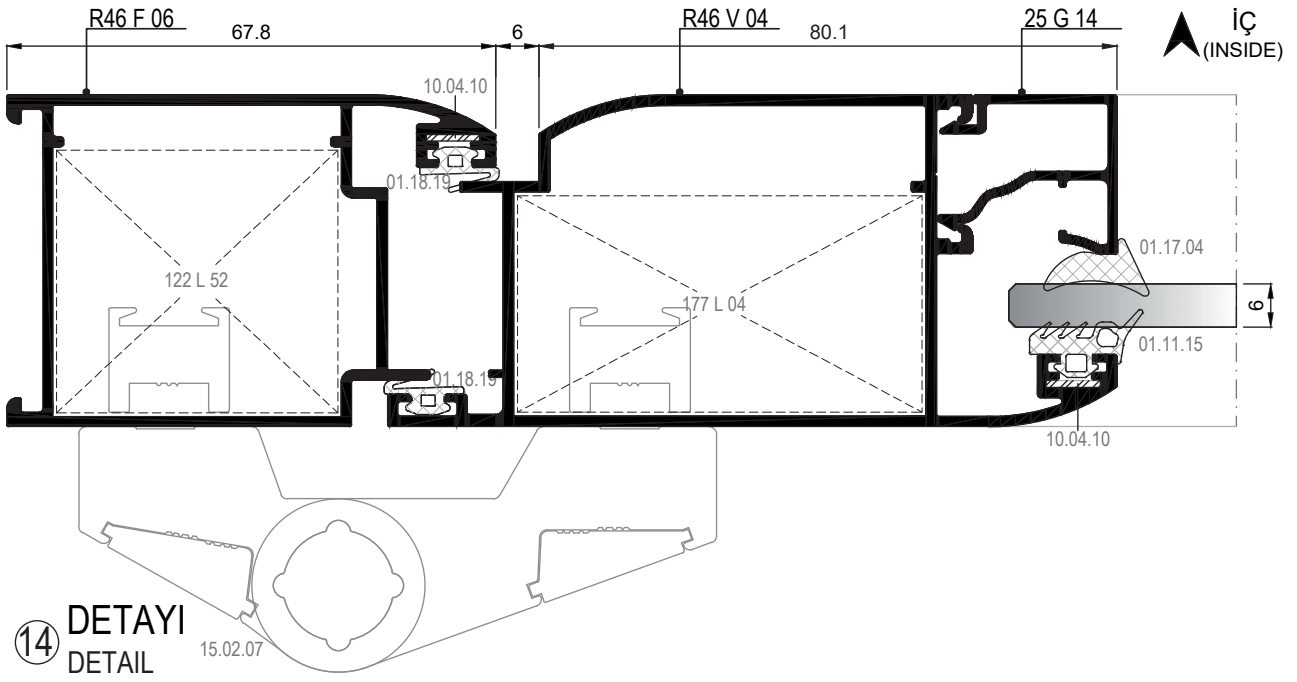
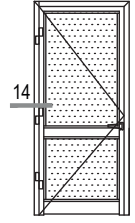
09

10

11

12

DIŐA AÇILIM HEMYÜZ KAPI DETAYLARI
OUTWARD OPENING FLUSH DOOR DETAILS



01

02

03

04

05

06

07

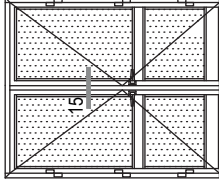
08

09

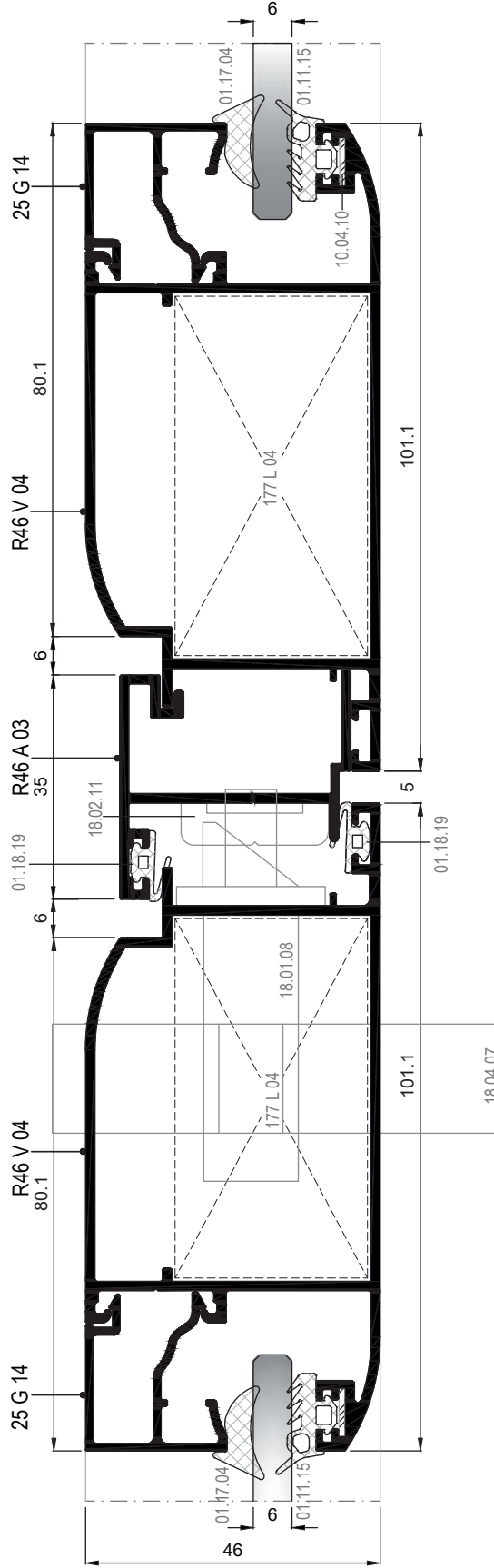
10

11

12



DIŐA AÇILIM HEMİYÜZ KAPI DETAYLARI
OUTWARD OPENING FLUSH DOOR DETAILS



01

02

03

04

05

06

07

08

09

10

11

12

01

02

03

04

05

06

07

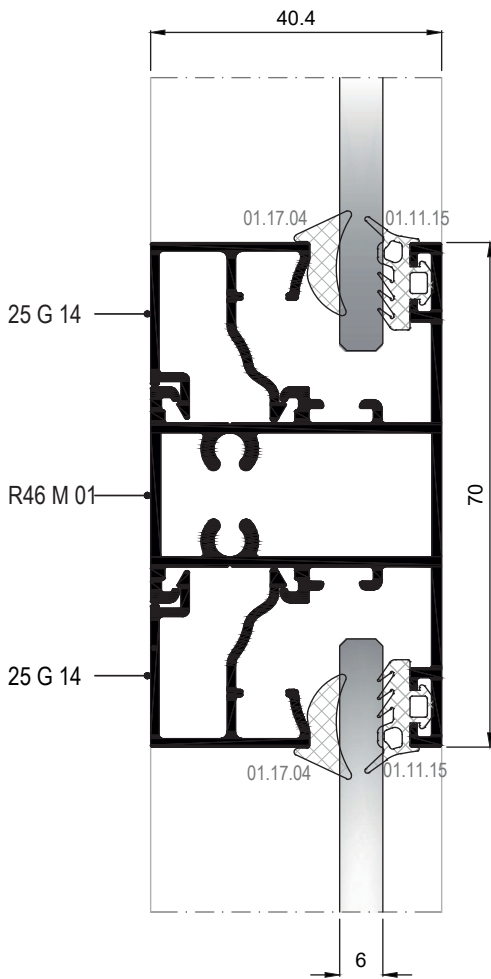
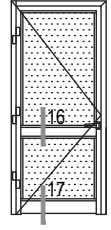
08

09

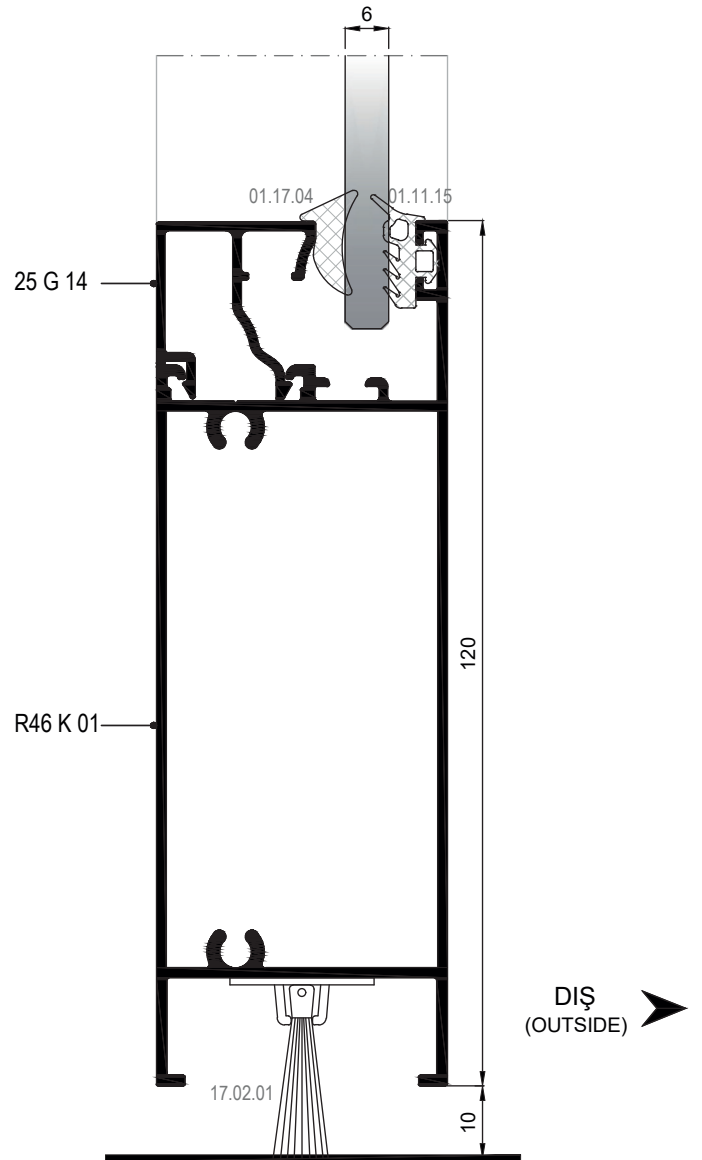
10

11

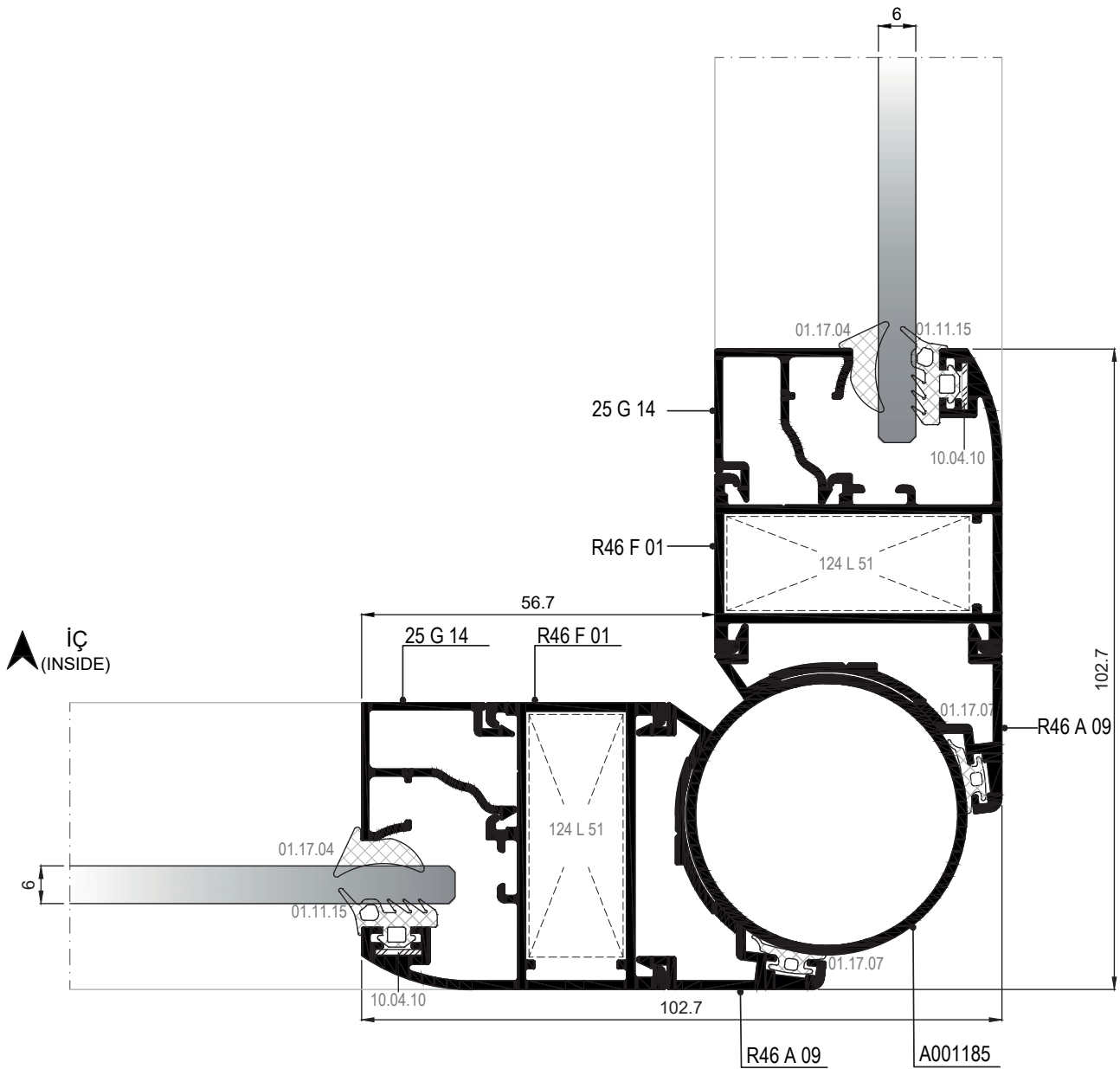
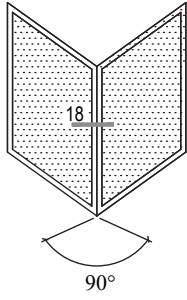
12



16 DETAYI
DETAIL



17 DETAYI
DETAIL



18 DETAYI
DETAIL

01

02

03

04

05

06

07

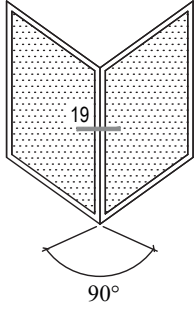
08

09

10

11

12



01

02

03

04

05

06

07

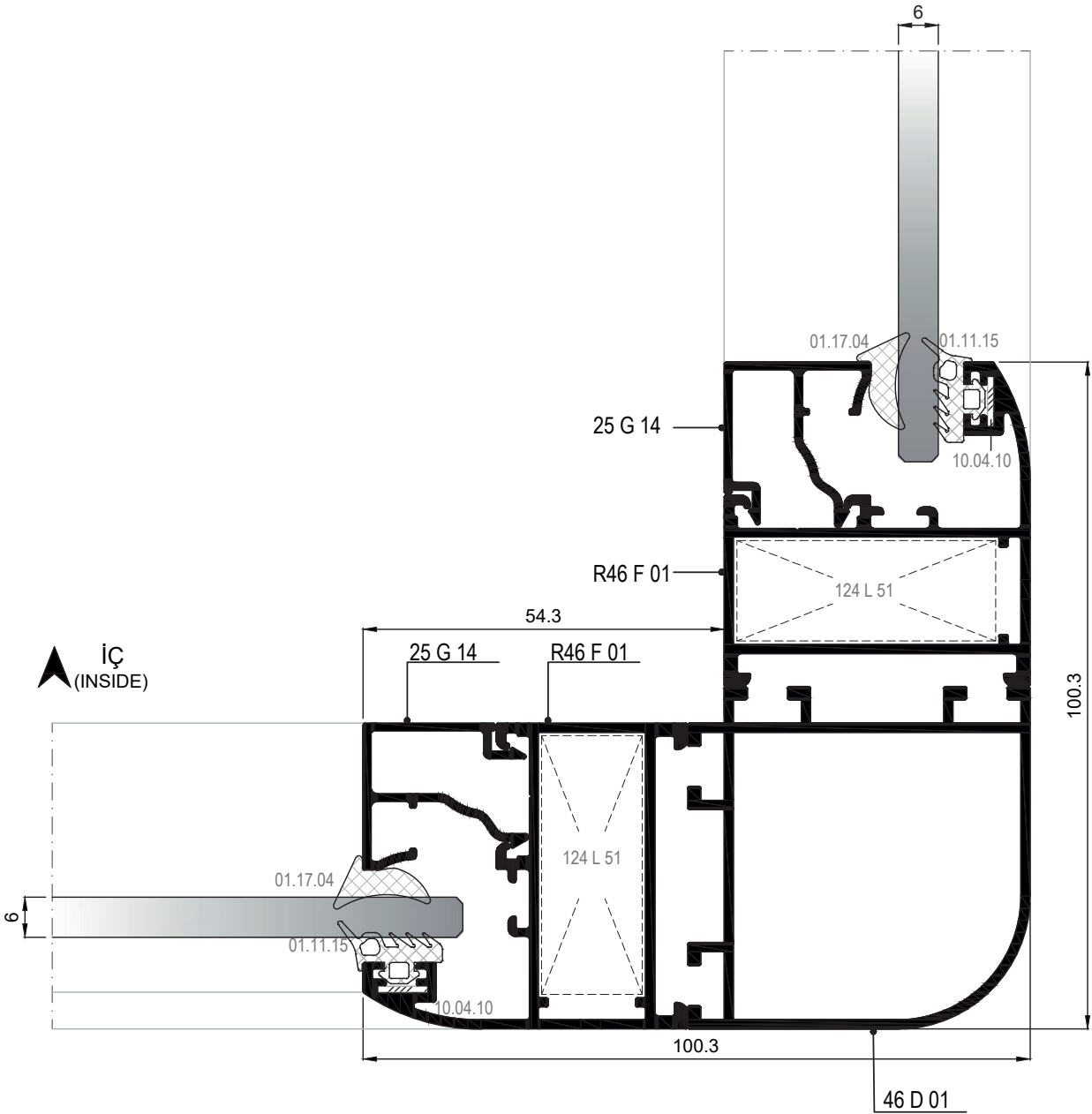
08

09

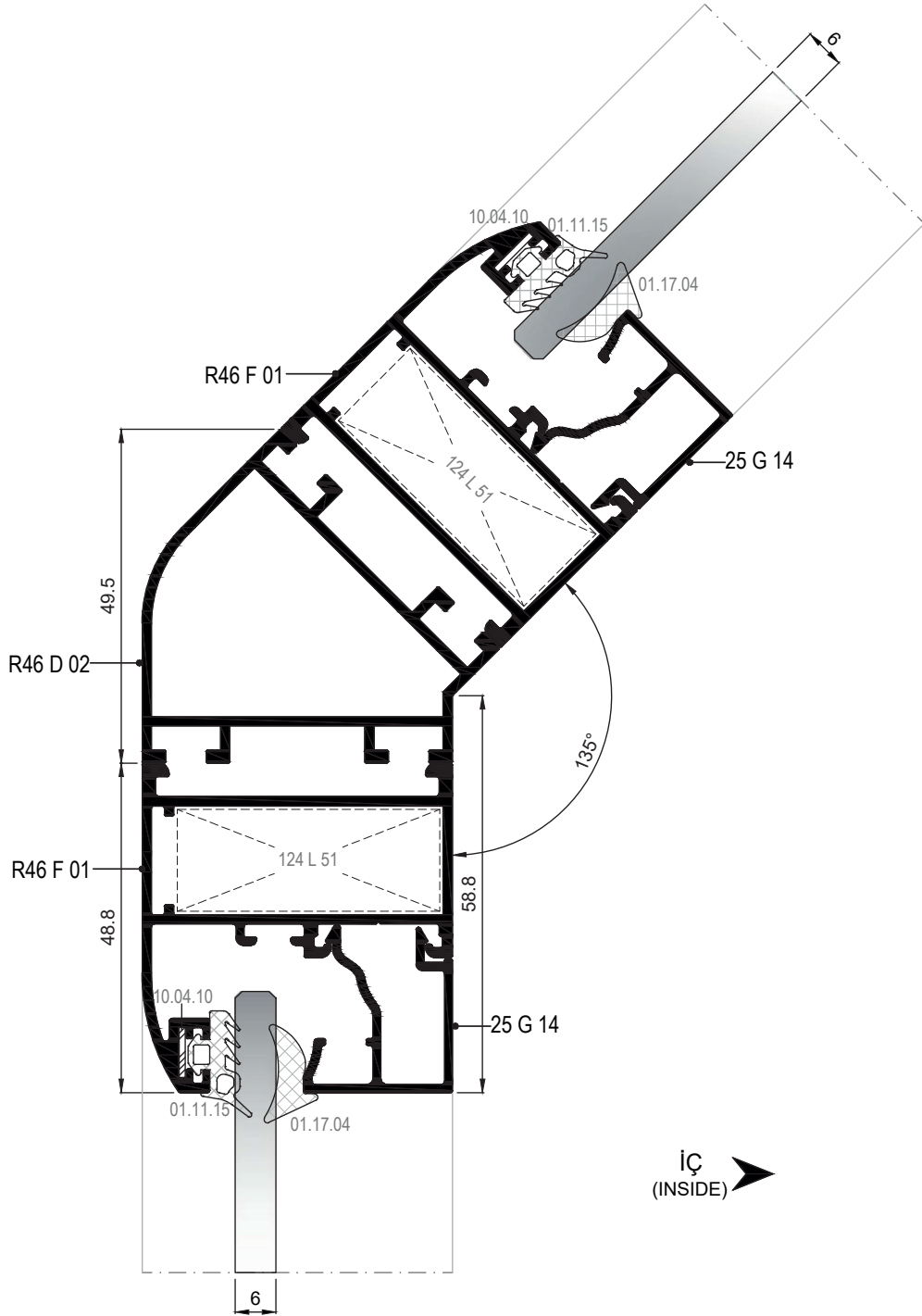
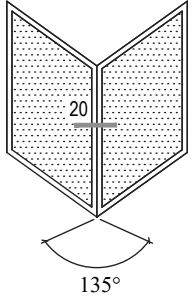
10

11

12



19 DETAYI
DETAIL



20 DETAYI
DETAIL

01

02

03

04

05

06

07

08

09

10

11

12

MİMARİ KATALOG ARCHITECTURAL CATALOGUE

Alüminyum Kapı Pencere ve Giydirme Cephe Sistemleri
Aluminium Door Window and Facade Systems

RW46

AKSESUARLAR

ACCESSORIES

01

02

03

04

05

06

07


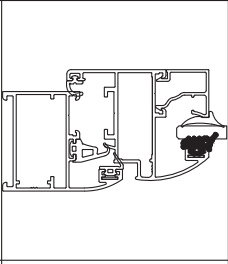

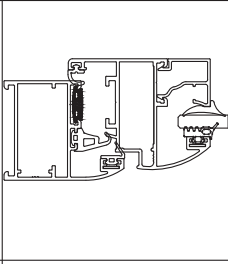

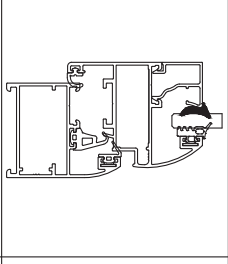

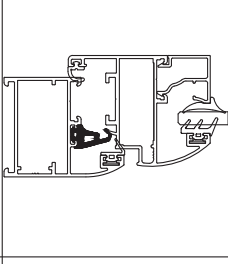





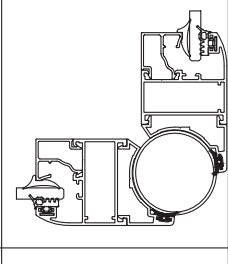

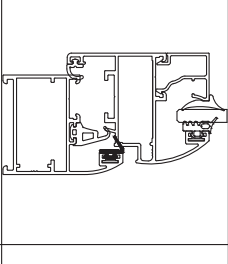

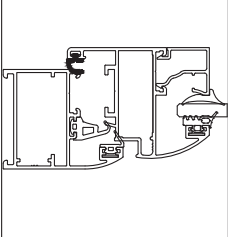
08

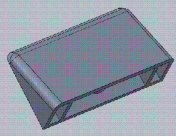
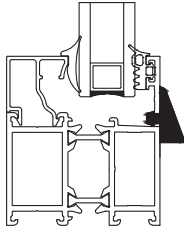
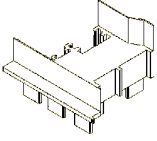
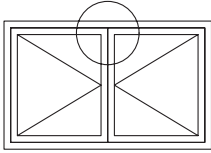
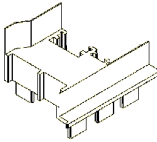
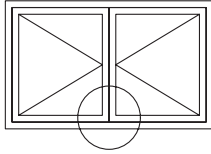
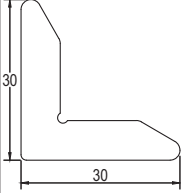
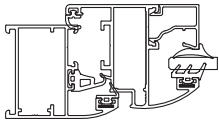
09

10

11

12

01		01.11.15 DİŞ CAM FİTİLİ 4 mm OUTSIDE GLAZING GASKET 4 mm Malzeme / Material : EPDM Ağırlık / Weight : 72 gr/m Paket / Package: 208m / 15 kg			01.19.06 ÇITA KANAL FİTİLİ ADAPTER GASKET Malzeme / Material : EPDM Ağırlık / Weight : 82 gr/m Paket / Package: 182m / 15 kg	
02						
03		01.17.03 İÇ CAM FİTİLİ 2,8 mm INSIDE GLAZING GASKET 2,8 mm Malzeme / Material : EPDM Ağırlık / Weight : 59 gr/m Paket / Package: 254 m / 15 kg			01.19.21 TOZLUK FİTİLİ CENTRAL GASKET Malzeme / Material : EPDM Ağırlık / Weight : 130 gr/m Paket / Package: 115m / 15 kg	
04						
05		01.17.04 İÇ CAM FİTİLİ 3,6 mm INSIDE GLAZING GASKET 3,6 mm Malzeme / Material : EPDM Ağırlık / Weight : 71 gr/m Paket / Package: 210m / 15 kg				
06						
07		01.17.05 İÇ CAM FİTİLİ 4,6 mm INSIDE GLAZING GASKET 4,6 mm Malzeme / Material : EPDM Ağırlık / Weight : 89 gr/m Paket / Package: 168 m / 15 kg				
08						
09		01.17.07 DİŞ BİNİ FİTİLİ OUTSIDE ACOUSTICAL GASKET Malzeme / Material : EPDM Ağırlık / Weight : 38 gr/m Paket / Package: 400m / 15 kg				
10						
11		01.18.03 DİŞ BİNİ FİTİLİ OUTSIDE ACOUSTICAL GASKET Malzeme / Material : EPDM Ağırlık / Weight : 41 gr/m Paket / Package: 365m / 15 kg				
12		01.18.04 İÇ BİNİ FİTİLİ INSIDE ACOUSTICAL GASKET Malzeme / Material : EPDM Ağırlık / Weight : 42 gr/m Paket / Package: 357m / 15 kg				

	04.02.07 TAHLİYE KAPAĞI DRAINAGE COVER Malzeme / Material : PVC Renk / Colour : Siyah-Beyaz-Gri Black-White-Grey				
	04.06.34 ADAPTÖR KAPAĞI ADAPTER CAP Malzeme / Material : PVC Renk / Colour : Siyah / Black R46A02 İÇİN / FOR R46A02				
	04.06.35 ADAPTÖR KAPAĞI ADAPTER CAP Malzeme / Material : PVC Renk / Colour : Siyah / Black R46A02 İÇİN / FOR R46A02	 USE WITH: R46 A 02			
	10.04.10 KÖŞE ÇAVUŞU CORNER PIECE Malzeme / Material : Paslanmaz çelik/ Stainless steel				

01
02
03
04
05
06
07
08
09
10
11
12

PENCERE MENTEŞELERİ / WINDOW HINGES




15.01.16

GIESSE PENCERE MENTEŞESİ
GIESSE HINGE FOR WINDOWS

Renk / Colour : Siyah-Beyaz-Gri-Eloksal
Black-White-Grey-Anodized

75 kg için 2 adet, 85 kg için 3 adet kullanılmalıdır. / Should be used 2 for 75 kg,3 for 85 kg.
EN 1935:2002

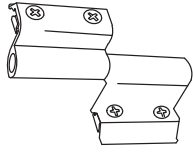


15.01.03

RESCARA PENCERE MENTEŞESİ
RESCARA HINGE FOR WINDOWS

Renk / Colour : Pres-Eloksal
Press-Anodized

75 kg için 2 adet, 85 kg için 3 adet kullanılmalıdır. / Should be used 2 for 75 kg,3 for 85 kg.
EN 1935:2002

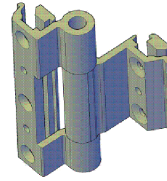


15.01.08

YERLİ PENCERE MENTEŞESİ
LOCAL HINGE FOR WINDOWS

Renk / Colour : Siyah-Beyaz-Gri-Eloksal
Black-White-Grey-Anodized

50 kg için 2 adet kullanılmalıdır. / Should be used 2 for 50 kg.
Max. kanat ölçüsü 900x1300 / Max. vent dimension 900x1300
TS EN 1935




15.01.12

YERLİ PENCERE MENTEŞESİ
LOCAL HINGE FOR WINDOWS

Renk / Colour : Siyah-Beyaz-Gri-Eloksal
Black-White-Grey-Anodized

TS EN 1935




15.01.17

GIESSE GİZLİ PENCERE MENTEŞESİ (SAĞ)
GIESSE HIDDEN HINGE FOR WINDOWS (RIGHT)

Malzeme / Material : Paslanmaz Çelik
Stainless Steel

100 kg için 2 adet kullanılmalıdır. / Should be used 2 for 100 kg.

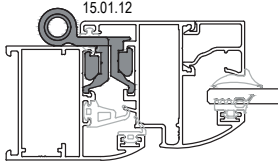
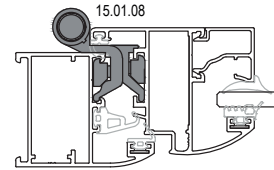
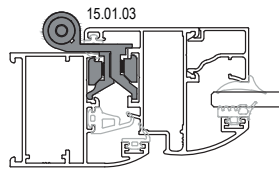
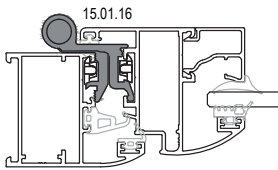


15.01.18

GIESSE GİZLİ PENCERE MENTEŞESİ (SOL)
GIESSE HIDDEN HINGE FOR WINDOWS (LEFT)

Malzeme / Material : Paslanmaz Çelik
Stainless Steel

100 kg için 2 adet kullanılmalıdır. / Should be used 2 for 100 kg.



Ölçek/Scale: 1/2

KAPI MENTEŞELERİ / DOOR HINGES



15.02.14

GIESSE KAPI MENTEŞESİ
GIESSE HINGE FOR DOORS

Renk / Colour : Siyah-Beyaz-Eloksal
Black-White-Anodized

100 kg için 2 adet, 120 kg için 3 adet kullanılmalıdır. / Should be used 2 for 100 kg, 3 for 120 kg.
EN 1935

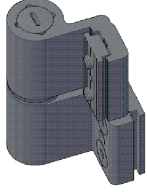


15.02.09

YERLİ KAPI MENTEŞESİ
LOCAL HINGE FOR DOORS

Renk / Colour : Siyah-Beyaz-Gri-Eloksal
Black-White-Grey-Anodized

85 kg için 3 adet kullanılmalıdır. / Should be used 3 for 85 kg.
Max. kanat ölçüsü 900x2200 / Max. vent dimension 900x2200
TS EN 1935




15.02.12

YERLİ KAPI MENTEŞESİ
LOCAL HINGE FOR DOORS

Renk / Colour : Siyah-Beyaz-Gri-Eloksal
Black-White-Grey-Anodized

100 kg için 3 adet kullanılmalıdır. / Should be used 3 for 100 kg.
Max. kanat ölçüsü 900x2300 / Max. vent dimension 900x2300
TS EN 1935




15.02.07

YERLİ KAPI MENTEŞESİ

LOCAL HINGE FOR DOORS

Renk / Colour : Siyah-Beyaz-Gri-Eloksal
Black-White-Grey-Anodized

100 kg için 2 adet kullanılmalıdır. / Should be used 2 for 100 kg.
Max. kanat ölçüsü 900x2200 / Max. vent dimension 900x2200
TS EN 1935




15.02.20

RESCARA KAPI MENTEŞESİ
RESCARA HINGE FOR DOORS

Renk / Colour : Siyah-Beyaz-Gri-Pres-Eloksal
Black-White-Grey-Press-Anodized

120 kg için 2 adet kullanılmalıdır. / Should be used 2 for 120 kg.
TS EN 1935

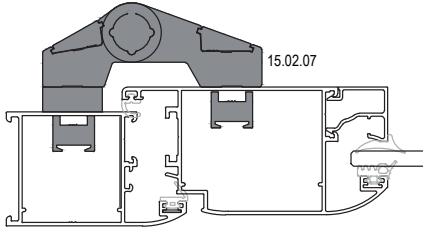


15.02.21

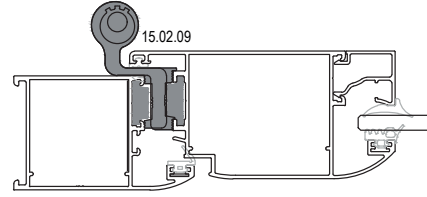
RESCARA KAPI MENTEŞESİ
RESCARA HINGE FOR DOORS

Renk / Colour : Siyah-Beyaz-Gri-Pres-Eloksal
Black-White-Grey-Press-Anodized

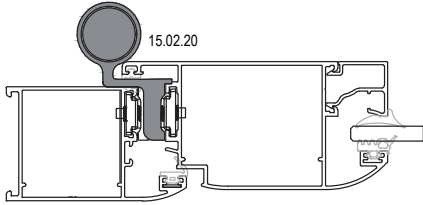
160 kg için 2 adet kullanılmalıdır. / Should be used 2 for 160 kg.
TS EN 1935



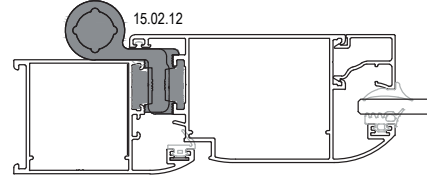
15.02.07



15.02.09



15.02.20



15.02.12

Ölçek/Scale: x

01

02

03

04

05

06

07

08



09

10

11

12


ÇİFT EKSEN MEKANİZMALARI / TILT & TURN MECHANISMS



GIESSE FUTURA ÇİFT AÇILIM SETİ 80 kg
GIESSE FUTURA TILT & TURN MECHANISM 80 kg

Renk / Colour : Siyah-Beyaz-Gri
Black-White-Grey

KANAT GENİŞLİĞİ SASH WIDTH	KANAT YÜKSEKLİĞİ SASH HEIGHT	KANAT AĞIRLIĞI SASH WEIGHT	GIESSE ÇİFT AÇILIM SETİ GIESSE TILT & TURN MECHANISM	ÇİFT AÇILIM SETİ TILT & TURN MECHANISM
410- 569 mm	600-1200 mm	80 kg	07.06.62	Çift Açılım Seti Tip 1 / Tilt & Turn Mechanism
410- 569 mm	1201-2500 mm	80 kg	07.06.63	Çift Açılım Seti Tip 1 + Arka Kilitleme / Tilt & Turn Mechanism Style 1+ Additional Tilt&Turn (Back)
570-1000 mm	600-1200 mm	80 kg	07.06.64	Çift Açılım Seti Tip 2 / Tilt & Turn Mechanism Style 2
570-1000 mm	1201-2500 mm	80 kg	07.06.65	Çift Açılım Seti Tip 2 + Arka Kilitleme / Tilt & Turn Mechanism Style 2+ Additional Tilt&Turn (Back)
1001-1700 mm	600-1200 mm	80 kg	07.06.66	Çift Açılım Seti Tip 2 + Alt Kilitleme +İlave Makas / Tilt & Turn Mechanism Style 2 + Additional Tilt&Turn (Down) + Additional Arm
1001-1700 mm	1201-2500 mm	80 kg	07.06.67	Çift Açılım Seti Tip 2 + Alt Kilitleme +Arka Kilitleme+İlave Makas / Tilt & Turn Mechanism Style 2+ Additional Tilt&Turn (Down)+ Additional Tilt&Turn (Back)+ Additional Arm

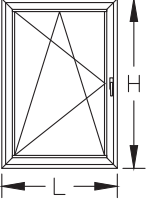
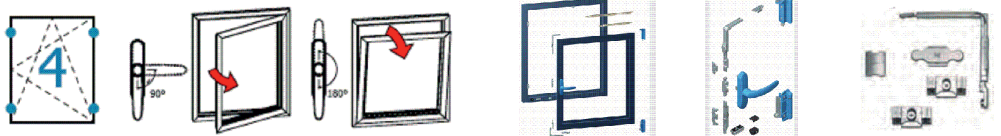


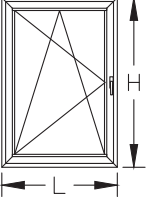

GIESSE GİZLİ MENTEŞE ÇİFT AÇILIM SETİ 100 kg
GIESSE HIDDEN HINGE TILT & TURN MECHANISM 100 kg

Renk / Colour : Siyah-Beyaz-Gri
Black-White-Grey

KANAT GENİŞLİĞİ SASH WIDTH	KANAT YÜKSEKLİĞİ SASH HEIGHT	KANAT AĞIRLIĞI SASH WEIGHT	GIESSE ÇİFT AÇILIM SETİ GIESSE TILT & TURN MECHANISM	GIESSE GİZLİ MENTEŞE ÇİFT AÇILIM SETİ GIESSE HIDDEN HINGE TILT & TURN MECHANISM
600-1000 mm	600-1200 mm	100 kg	07.06.81	Gizli Menteşe Çift Açılım Seti Sağ /Hidden Hinge Tilt & Turn Mechanism Right
600-1000 mm	600-1200 mm	100 kg	07.06.82	Gizli Menteşe Çift Açılım Seti Sol /Hidden Hinge Tilt & Turn Mechanism Left
600-1000 mm	1201-2500 mm	100 kg	07.06.83	Gizli Menteşe Çift Açılım Seti Sağ+İlave Kilit /Hidden Hinge Tilt & Turn Mechanism Right+ Additional Locking
600-1000 mm	1201-2500 mm	100 kg	07.06.84	Gizli Menteşe Çift Açılım Seti Sol+İlave Kilit /Hidden Hinge Tilt & Turn Mechanism Left+ Additional Locking
1001-1700 mm	600-1200 mm	100 kg	07.06.85	Gizli Menteşe Çift Açılım Seti Sağ+İlave Kilit /Hidden Hinge Tilt & Turn Mechanism Right+ Additional Locking
1001-1700 mm	600-1200 mm	100 kg	07.06.86	Gizli Menteşe Çift Açılım Seti Sol+İlave Kilit /Hidden Hinge Tilt & Turn Mechanism Left+ Additional Locking
1001-1700 mm	1201-2500 mm	100 kg	07.06.87	Gizli Menteşe Çift Açılım Seti Sağ+İlave Kilit (2 Adet) /Hidden Hinge Tilt & Turn Mechanism Right+ Additional Locking (2 Unit)
1001-1700 mm	1201-2500 mm	100 kg	07.06.88	Gizli Menteşe Çift Açılım Seti Sol+İlave Kilit (2 Adet) /Hidden Hinge Tilt & Turn Mechanism Left+ Additional Locking (2 Unit)

ÇİFT EKSEN MEKANİZMALARI / TILT & TURN MECHANISMS

	<p>RESCARA ÇİFT AÇILIM SETİ 130 kg RESCARA TILT & TURN MECHANISM 130 kg Renk / Colour : Siyah-Beyaz-Gri Black-White-Grey</p>					
						
KANAT GENİŞLİĞİ SASH WIDTH L (mt)	KANAT YÜKSEKLİĞİ SASH HEIGHT H (mt)	KANAT AĞIRLIĞI SASH WEIGHT KG	MEKANİZMA MECHANISM	MAKAS ARM	İLAVE KİLİTLEME ADDITIONAL LOCKING	İLAVE MAKAS ADDITIONAL ARM
563-1000 mm	600-1200 mm	130 kg	07.06.79	07.06.80	—	—
563-1000 mm	1200-2500 mm	130 kg	07.06.79	07.06.80	07.06.76	—
1000-1700 mm	600-1200 mm	130 kg	07.06.79	07.06.80	07.06.76	07.06.77
1000-1700 mm	1200-2500 mm	130 kg	07.06.79	07.06.80	07.06.76 (2 ADET)	07.06.77

	<p>RESCARA AKILLI ÇİFT AÇILIM SETİ 130 kg RESCARA TBT TILT & TURN MECHANISM 130 kg Renk / Colour : Siyah-Beyaz-Gri Black-White-Grey KOL ANAHTARLIDIR / HANDLE WITH KEYLOCK</p>					
						
KANAT GENİŞLİĞİ SASH WIDTH L (mt)	KANAT YÜKSEKLİĞİ SASH HEIGHT H (mt)	KANAT AĞIRLIĞI SASH WEIGHT KG	MEKANİZMA MECHANISM	MAKAS ARM	İLAVE KİLİTLEME ADDITIONAL LOCKING	İLAVE MAKAS ADDITIONAL ARM
563-1000 mm	600-1200 mm	130 kg	07.06.74 (TBT)	07.06.75 (TBT)	—	—
563-1000 mm	1200-2500 mm	130 kg	07.06.74 (TBT)	07.06.75 (TBT)	07.06.76	—
1000-1700 mm	600-1200 mm	130 kg	07.06.74 (TBT)	07.06.75 (TBT)	—	07.06.77
1000-1700 mm	1200-2500 mm	130 kg	07.06.74 (TBT)	07.06.75 (TBT)	07.06.76	07.06.77

01

02

03

04

05

06

07

08

09

10

11

12

PVC KANAL İÇİN AÇILIM SETLERİ / OPENING SETS FOR PVC CHANNEL



07.05.41

RESCARA AKUSTİK PENCERE KOLU
RESCARA ACOUSTIC HANDLE


Renk / Colour : Siyah-Beyaz-Gri
Black-White-Grey




07.05.42

RESCARA AKUSTİK PENCERE KOLU
RESCARA ACOUSTIC HANDLE

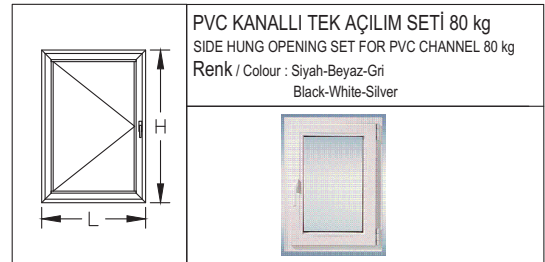
Renk / Colour : Siyah-Beyaz-Gri
Black-White-Grey



PVC KANALLI ÇİFT AÇILIM SETİ 80 kg
TILT & TURN MECHANISM FOR PVC CHANNEL 80 kg
Renk / Colour : Siyah-Beyaz-Gri
Black-White-Silver



KANAT GENİŞLİĞİ SASH WIDTH L (mt)	KANAT YÜKSEKLİĞİ SASH HEIGHT H (mt)	KANAT AĞIRLIĞI SASH WEIGHT (KG)	SAĞ RIGHT	SOL LEFT
501-750 mm	951-1450 mm	80 kg	07.30.01	07.30.02
501-750 mm	1451-1950 mm	80 kg	07.30.05	07.30.06
501-750 mm	1951-2450 mm	80 kg	07.30.07	07.30.08
751-1000 mm	951-1450 mm	80 kg	07.30.09	07.30.10
751-1000 mm	1451-1950 mm	80 kg	07.30.13	07.30.14
751-1000 mm	1951-2450 mm	80 kg	07.30.15	07.30.16
1001-1200 mm	951-1450 mm	80 kg	07.30.17	07.30.18
1001-1200 mm	1451-1950 mm	80 kg	07.30.21	07.30.22
1001-1200 mm	1951-2450 mm	80 kg	07.30.23	07.30.24
1201-1450 mm	951-1450 mm	80 kg	07.30.25	07.30.26
1201-1450 mm	1451-1950 mm	80 kg	07.30.29	07.30.30
1201-1450 mm	1951-2450 mm	80 kg	07.30.31	07.30.32
1451-1600 mm	951-1450 mm	80 kg	07.30.33	07.30.34
1451-1600 mm	1451-1950 mm	80 kg	07.30.37	07.30.38
1451-1600 mm	1951-2450 mm	80 kg	07.30.39	07.30.40



PVC KANALLI TEK AÇILIM SETİ 80 kg
SIDE HUNG OPENING SET FOR PVC CHANNEL 80 kg
Renk / Colour : Siyah-Beyaz-Gri
Black-White-Silver



KANAT YÜKSEKLİĞİ SASH HEIGHT H (mt)	KANAT AĞIRLIĞI SASH WEIGHT (KG)	SAĞ RIGHT	SOL LEFT
501-600 mm	80 kg	07.27.01	07.27.02
601-800 mm	80 kg	07.27.03	07.27.04
801-900 mm	80 kg	07.27.05	07.27.06
901-1000 mm	80 kg	07.27.07	07.27.08
1001-1100 mm	80 kg	07.27.09	07.27.10
1101-1200 mm	80 kg	07.27.11	07.27.12
1201-1300 mm	80 kg	07.27.13	07.27.14
1301-1400 mm	80 kg	07.27.15	07.27.16
1401-1600 mm	80 kg	07.27.17	07.27.18
1601-1800 mm	80 kg	07.27.19	07.27.20
1801-2000 mm	80 kg	07.27.21	07.27.22
2000-2200 mm	80 kg	07.27.23	07.27.24

*KOL SETE DAHİL DEĞİLDİR.KOL SEÇENEKLERİ; 07.05.41 - 07.05.42
HANDLE IS NOT INCLUDED IN THE SET.HANDLE OPTIONS; 07.05.41 - 07.05.42

**PVC KANALLI TEK AÇILIM SETİ İÇİN KANAT GENİŞLİĞİ L<1000MM OLMALIDIR.

DAHA BÜYÜK ÖLÇÜLER İÇİN TEKNİK OFİS İLE İRTİBATA GEÇİLEBİLİR.

PERIMETRIC GROOVE (16MM) SIDE HUNG OPENING KIT FOR L<1000MM. FOR L>1000MM PLEASE CONTACT TECHNICAL OFFICE.

PENCERE KOLLARI / WINDOW HANDLES

<p>07.05.25 GIESSE İSPANYOLET KOL (ÇİFT DİLLİ) GIESSE HANDLE FOR WINDOWS (DOUBLE RAIL) Renk / Colour : Siyah-Beyaz-Gri Black-White-Grey</p> <p>UNI CEI EN ISO / IEC 17050</p>	<p>07.05.33 GIESSE ANAHTARLI İSPANYOLET KOL (ÇİFT DİLLİ) GIESSE KEY HANDLE FOR WINDOWS (DOUBLE RAIL) Renk / Colour : Siyah-Beyaz-Gri Black-White-Grey</p>
<p>07.25.01 GIESSE TIJ BAĞLANTI PARÇASI GIESSE CONNECTION ROD Renk / Colour : Siyah / Black Malzeme / Material : Polyamid / Polyamide</p> <p>07.05.25 , 07.05.33 ve 07.05.34 Kol için / For Handle 07.05.25 , 07.05.33 and 07.05.34</p>	<p>07.05.34 GIESSE SÖKÜLEBİLİR KOL GÖVDESİ (ÇİFT DİLLİ) GIESSE REMOVABLE HANDLE BODY (DOUBLE RAIL) Renk / Colour : Siyah-Beyaz-Gri Black-White-Grey</p>
<p>07.05.29 RESCARA GLOBAL ANAHTARLI PENCERE KOLU (TEK DİLLİ) RESCARA GLOBAL KEY HANDLE FOR WINDOWS (SINGLE RAIL) Renk / Colour : Siyah-Beyaz-Gri Black-White-Grey</p> <p>EN 1670</p>	<p>07.05.35 GIESSE SÖKÜLEBİLİR KOL GIESSE REMOVABLE HANDLE Renk / Colour : Siyah Black</p>
<p>07.13.07 RESCARA KOL BAĞLANTI PARÇASI RESCARA CONNECTION PART FOR HANDLE Malzeme / Material : Zamak / Zamak</p> <p>07.05.28, 07.05.29 Kol için / For Handle 07.05.28, 07.05.29</p>	<p>07.05.30 RESCARA GLOBAL SÖKÜLEBİLİR KOL GÖVDESİ (ÇİFT DİLLİ) RESCARA GLOBAL REMOVABLE HANDLE BODY (DOUBLE RAIL) Renk / Colour : Siyah-Beyaz-Gri Black-White-Grey</p> <p>EN 1670</p>
<p>07.05.28 RESCARA GLOBAL PENCERE KOLU (TEK DİLLİ) RESCARA GLOBAL HANDLE FOR WINDOWS (SINGLE RAIL) Renk / Colour : Siyah-Beyaz-Gri Black-White-Grey</p> <p>EN 1670</p>	<p>07.05.31 RESCARA SÖKÜLEBİLİR KOL RESCARA REMOVABLE HANDLE Renk / Colour : Siyah / Black</p> <p>EN 1670</p>
<p>07.05.32 RESCARA GLOBAL PENCERE KOLU (ÇİFT DİLLİ) RESCARA GLOBAL HANDLE FOR WINDOWS (DOUBLE RAIL) Renk / Colour : Siyah-Beyaz-Gri Black-White-Grey</p> <p>EN 1670, 13126-8</p>	<p>07.13.08 RESCARA KOL BAĞLANTI PARÇASI RESCARA CONNECTION PART FOR HANDLE Renk / Colour : Siyah / Black Malzeme / Material : PVC</p> <p>07.05.30, 07.05.32 Kol için / For Handle 07.05.30, 07.05.32</p>

01

02

03

04

05

06

07

08

09

10

11

12

İSPANYOLET KİLİTLEME PARÇALARI / LOCKING KITS

01



07.13.03

PİM
LOCK PIN

Malzeme / Material : Zamak / Zamak



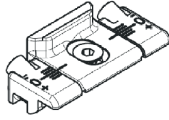
07.13.06

GIESSE PİM
GIESSE ADJUSTABLE LOCKING PAWL

Malzeme / Material : Zamak / Zamak

02

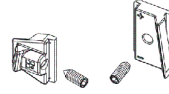
03



07.09.07

GIESSE AYARLI PİM KARŞILIĞI
GIESSE ADJUSTABLE SINGLE STRIKER

Malzeme / Material : Zamak / Zamak




07.09.08

GIESSE ARKA KİLİTLEME
GIESSE BURGLAR BOLT

Malzeme / Material : Zamak / Zamak

04

05



18.07.01

GIESSE SÜRGÜ SETİ
GIESSE BOLT FOR LEAF

Malzeme / Material : Zamak ve polyamid
Zamak and polyamide



07.09.11

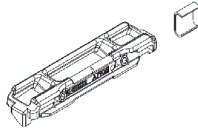
RESCARA SABİT KARŞILIK
RESCARA FIXED STRIKER

Malzeme / Material : Zamak / Zamak

06

Pasif kanat için / For secondary sash

07



18.06.01

GIESSE KARŞILIK
GIESSE STRIKER

Malzeme / Material : Paslanmaz çelik ve zamak
Stainless steel and zamak




07.09.12

RESCARA AYARLI KARŞILIK
RESCARA ADJUSTABLE STRIKER

Malzeme / Material : Zamak / Zamak

08

09



07.09.13

RESCARA ARKA KİLİTLEME
RESCARA BURGLAR BOLT

Malzeme / Material : Zamak / Zamak



07.21.02

GIESSE KÖŞE DÖNME
GIESSE CORNER DRIVE

Malzeme / Material : Zamak / Zamak

10

11



07.21.03

RESCARA KÖŞE DÖNME
RESCARA CORNER DRIVE

Malzeme / Material : Zamak / Zamak

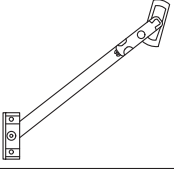
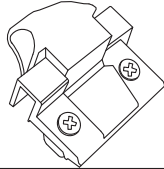






07.06.78

RESCARA MICROVENTİLASYON
RESCARA MICROVENTILATION

Malzeme / Material : Zamak / Zamak

12

 <p>07.07.02 VASİSTAS MAKAS ARM FOR BOTTOM-HUNG WINDOWS Renk / Colour : Siyah-Beyaz-Gri Black-White-Grey</p>	 <p>07.08.01 RESCARA VASİSTAS MANDAL RESCARA DEVICE FOR CLOSING BOTTOM-HUNG WINDOWS Renk / Colour : Siyah-Beyaz-Gri Black-White-Grey</p>
 <p>07.07.08 SINIRLAYICI MAKAS LIMITER Malzeme / Material : Gümüş- Paslanmaz Çelik Silver - Stainless Steel</p>	 <p>07.07.09 GIESSE VASİSTAS MAKAS GIESSE ARM FOR BOTTOM-HUNG WINDOWS Renk / Colour : Siyah-Beyaz-Gri Black-White-Grey</p>
 <p>07.07.11 GIESSE VASİSTAS PENCERE SETİ GIESSE BOTTOM HUNG WINDOW SET Kol ve menteşe sete dahil değildir. Handle and hinge is not included in the set</p>	 <p>11.02.34 RESCARA KANAT DESTEK TAKOZU RESCARA VENT SUPPORT PIECE Malzeme / Material : PVC Renk / Colour : Siyah/Black</p>

ÇİFT DİLLİ KOL VE KİLİTLEME SETİ SEÇİM TABLOSU
DOUBLE RAILED HANDLE AND LOCKING KIT TABLE



KOD CODE	AÇIKLAMA DESCRIPTION	ÜRÜN RESMİ PRODUCT IMAGE	TEMEL SET MAIN SET	İLAVE ÜRÜNLER ADDITIONAL PRODUCTS	
			H<1200mm L<1000mm	1200mm < H < 2700 mm	1000mm < L < 1400 mm
07.05.25	GIESSE ÇİFT DİLLİ KOL GIESSE DOUBLE RAIL HANDLE		1		
07.25.01	GIESSE KOL BAĞLANTISI GIESSE ROD CONNECTION PIECES		1		
07.13.06	GIESSE AYARLI PİM GIESSE ADJUSTABLE LOCKING PAWL		2	2	2
07.09.11	RESCARA SABİT KARŞILIK RESCARA FIXED STRIKER		2	2	2
07.09.07	GIESSE AYARLI PİM KARŞILIĞI GIESSE ADJUSTABLE SINGLE STRIKER				2
07.21.02	GIESSE KÖŞE DÖNME GIESSE/RESCARA CORNER DRIVE				2
11.02.34	RESCARA KANAT DESTEK TAKOZU RESCARA VENT SUPPORT PIECE		1		

***Giesse kol ve kilitleme aksesuarları 25 I 07 tij profili ile kullanılmalıdır.
Giesse handle and locking accessories should be used with 25 I 07 rod profile

01

02



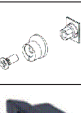




03

04

05

06

07

TEK DİLLİ KOL VE KİLİTLEME SETİ SEÇİM TABLOSU SINGLE RAILED HANDLE AND LOCKING KIT TABLE			TEMELE SET MAIN SET	İLAVE ÜRÜNLER ADDITIONAL PRODUCTS	
KOD CODE	AÇIKLAMA DESCRIPTION	ÜRÜN RESMİ PRODUCT IMAGE	H<1200mm L<1000mm	1200mm < H < 2700 mm	1000mm < L < 1400 mm
07.05.28 07.05.29	RESCARA TEK DİLLİ KOL RESCARA SINGLE RAIL HANDLE		1		
07.13.07	RESCARA KOL BAĞLANTI PARÇASI RESCARA CONNECTION PART FOR HANDLE		1		
07.13.06	GIESSE AYARLI PİM GIESSE ADJUSTABLE LOCKING PAWL		2	2	2
07.09.11	RESCARA SABİT KARŞILIK RESCARA FIXED STRIKER		2	2	2
07.09.12	RESCARA AYARLI KARŞILIK RESCARA ADJUSTABLE STRIKER				2
07.21.03	RESCARA KÖŞE DÖNME RESCARA CORNER DRIVE				2
11.02.34	RESCARA KANAT DESTEK TAKOZU RESCARA VENT SUPPORT PIECE		1		






08

09

10

11

12

ÇİFT/TEK AÇILIM PASİF KANAT AKSESUAR SEÇİM TABLOSU SECONDARY SASH LOCKING KIT TABLE			TEMELE SET MAIN SET	İLAVE ÜRÜNLER ADDITIONAL PRODUCTS	
KOD CODE	AÇIKLAMA DESCRIPTION	ÜRÜN RESMİ PRODUCT IMAGE	H<1200mm L<1000mm	1200mm < H < 2700 mm	1000mm < L < 1400 mm
18.07.01	GIESSE SÜRGÜ SETİ GIESSE BOLT FOR LEAF		1		
18.06.01	GIESSE KARŞILIK GIESSE STRIKER		2		
07.21.02	GIESSE KÖŞE DÖNME PARÇASI GIESSE CORNER DRIVE				2
07.09.07	GIESSE AYARLI PİM KARŞILIĞI GIESSE ADJUSTABLE SINGLE STRIKER				2
07.09.08	GIESSE ARKA KİLİTLEME GIESSE BURGLAR BOLT			1	

***Giesse kol ve kilitleme aksesuarları 25 I 07 tij profili ile kullanılmalıdır.
Giesse handle and locking accessories should be used with 25 I 07 rod profile

KAPI KOLLARI / DOOR HANDLES



07.14.06

GIESSE KAPI KOLU
GIESSE DOOR HANDLE

Renk / Colour : Siyah-Beyaz-Gri
Black-White-Grey



07.14.07

RESCARA GLOBAL KAPI KOLU
RESCARA GLOBAL DOOR HANDLE

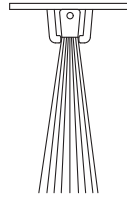
Renk / Colour : Siyah-Beyaz-Gri
Black-White-Grey



07.14.08

RESCARA MULETA KAPI KOLU
RESCARA GLOBAL DOOR HANDLE

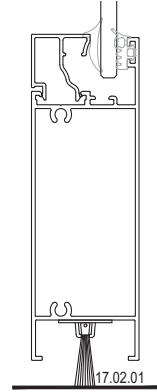
Renk / Colour : Siyah-Beyaz-Gri
Black-White-Grey



17.02.01

KAPI ALTI FIRÇASI
BRUSH FOR DOORS

Malzeme / Material : Polipropilen /Polypropylene



Ölçek/Scale: 1/3

01

02

03

04

05

06

07

08

09

10

11

12

KAPI KOLLARI / DOOR HANDLES

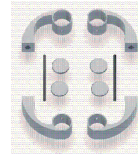


07.17.19

AKBANK KAPI KOLU
DOOR HANDLE

Renk / Colour : Siyah-Beyaz-Gri-Eloksal
Black-White-Grey-Anodised

Ölçüler / Dimensions: H:200 cm



07.13.10

AKBANK KOL APARATI
DOOR HANDLE

Renk / Colour : Siyah-Beyaz-Gri-Eloksal
Black-White-Grey-Anodised

01

02

03

04

05

06

07

08

09

10

11

12

KOD CODE	Ø (mm)	A (mm)	B (mm)
07.17.10	25	200	130
07.17.11	25	300	130
07.17.02	25	400	130
07.17.27	25	500	160

KOD CODE	Ø (mm)	A (mm)	B (mm)	C (mm)
07.17.06	25	200	130	80
07.17.29	25	250	130	80
07.17.30	25	300	130	80
07.17.31	30	400	160	100







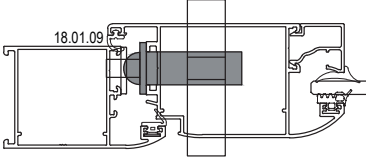
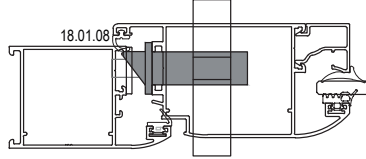
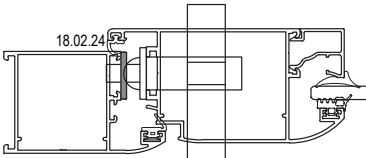
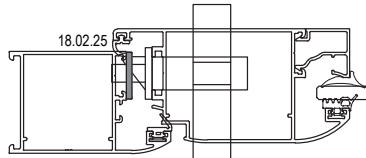
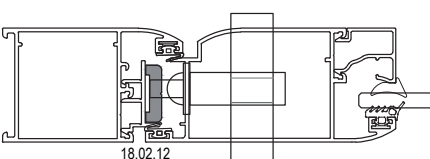
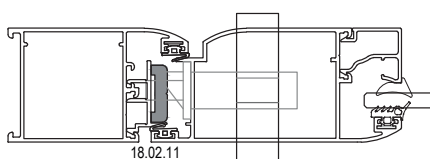
KOD CODE	Ø (mm)	A (mm)	B (mm)
07.17.08	25	200	80
07.17.35	25	300	80
07.17.36	30	400	100

KOD CODE	Ø (mm)	A (mm)	B (mm)	C (mm)
07.17.32	25	200	130	80
07.17.20	25	300	130	80
07.17.33	30	350	160	100

KOD CODE	Ø (mm)	A (mm)	B (mm)
07.17.37	80	400	350
07.17.22	80	500	450
07.17.38	80	600	550
07.17.39	80	700	650
07.17.40	80	800	750

KOD CODE	Ø (mm)	A (mm)	B (mm)	C (mm)
07.17.23	25	900	180	80
07.17.34	25	1000	180	80

KAPI KİLİTLERİ / DOOR LOCKS

 <p>18.01.09 MAKARALI KİLİT MORTISE LOCK (WITH ROLLER)</p>	 <p>18.01.08 DİLLİ KİLİT MORTISE LOCK</p>
 <p>18.02.24 MAKARALI KİLİT KARŞILIĞI STRIKER FOR ROLLER LOCK</p>	 <p>18.02.25 DİLLİ KİLİT KARŞILIĞI STRIKER FOR MORTISE LOCK</p>
 <p>18.02.12 MAKARALI KİLİT KARŞILIĞI STRIKER FOR ROLLER LOCK</p>	 <p>18.02.11 DİLLİ KİLİT KARŞILIĞI STRIKER FOR MORTISE LOCK</p>
 <p>18.01.09</p>	 <p>18.01.08</p>
 <p>18.02.24</p>	 <p>18.02.25</p>
 <p>18.02.12</p>	 <p>18.02.11</p>

Ölçek/Scale: 1/3

01

02

03

04

05

06

07

08

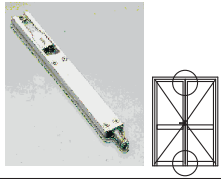
09

10

11

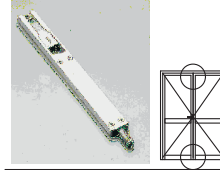
12

KAPI KİLİTLERİ / DOOR LOCKS



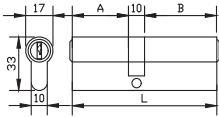
18.03.01

KAPI SÜRGÜSÜ (UZUN)
BOLT FOR DOORS (LONG)



18.03.06

KAPI SÜRGÜSÜ (KISA)
BOLT FOR DOORS (SHORT)




18.04.03

BAREL
CYLINDER

Malzeme / Material : Krom-Nikel / Chrome-Nickel

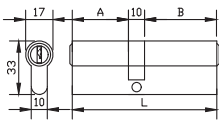
A	B	L
26	32	68



18.05.02

BAREL AYNASI
CYLINDER COVER

Renk / Colour : Siyah-Beyaz-Grey
Black-White-Grey

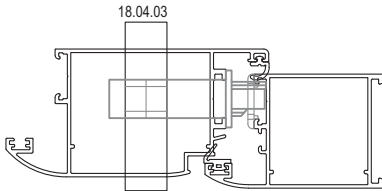
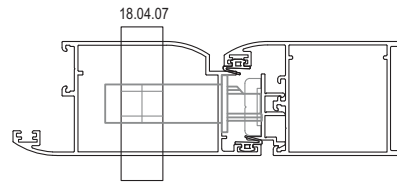
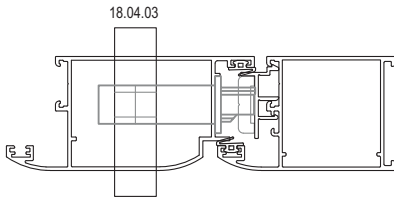


18.04.07

BAREL
CYLINDER

Malzeme / Material : Krom-Nikel / Chrome-Nickel

A	B	L
26	26	62



Ölçek/Scale: 1/3

01

02

03

04

05

06

07

08

09

10

11

12