
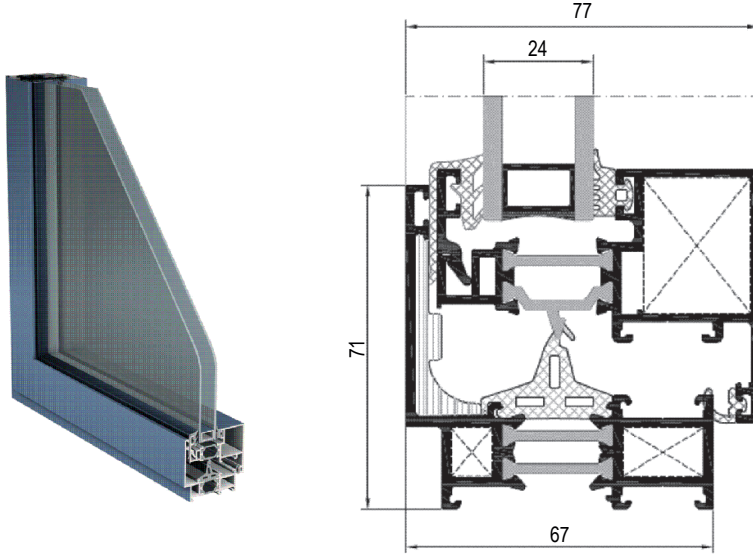


MİMARİ KATALOG
ARCHITECTURAL CATALOGUE

Alüminyum Kapı Pencere ve Giydirme Cephe Sistemleri
Aluminium Door Window and Facade Systems



RWT67





TEKNİK ÖZELLİKLER / TECHNICAL PROPERTIES

KASA DERİNLİĞİ / FRAME DEPTH	67,1mm
KANAT DERİNLİĞİ / VENT DEPTH	72,1mm
PROFİL ET KALINLIĞI / PROFILE GLASS THICKNESS	1,7 / 1,6 / 2mm
MAX. CAM KALINLIĞI / MAX. GLASS THICKNESS	24mm
ISI BARIYERLERİ / THERMAL INSULATION BAR	24mm

KULLANIM SEÇENEKLERİ / APPLICATION ALTERNATIVES

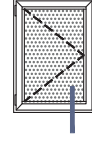
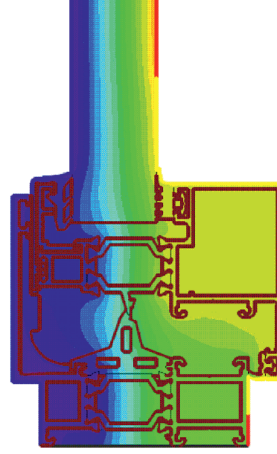
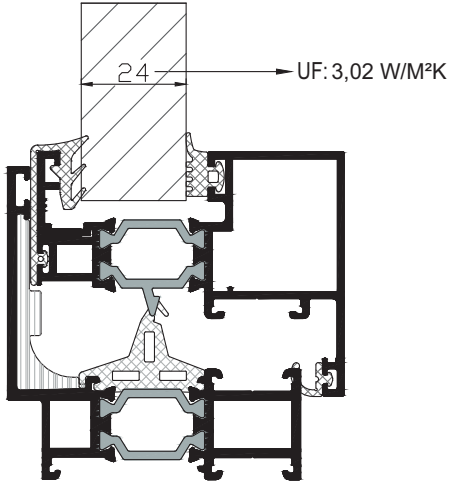
	KAPI DOOR	PENCERE WINDOW
İÇE AÇILIR / INWARD OPENING	•	•
VASİSTAS / BOTTOM HUNG		•
GİZLİ KANAT / HIDDEN VENT	•	•
ÇİFT EKSEN AÇILIM / TILT&TURN OPENING	•	•

PERFORMANS DEĞERLERİ / PERFORMANCE VALUES

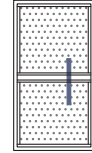
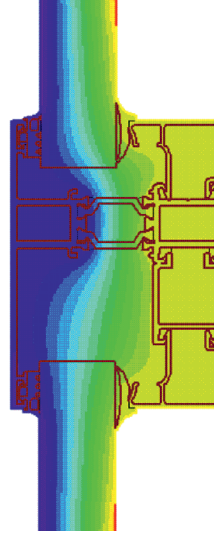
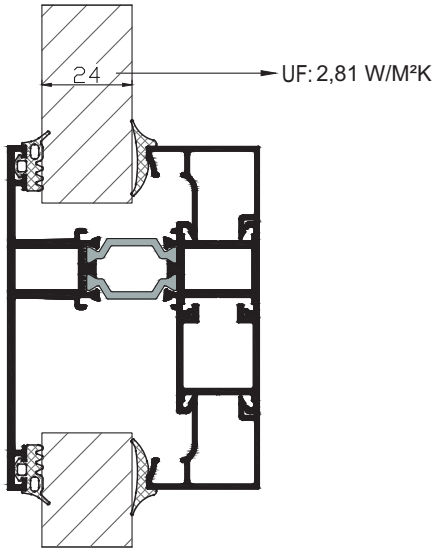
HAVA GEÇİRGENLİĞİ - EN 12207 (AIR PERMEABILITY)	1 (150 Pa)	2 (300 Pa)	3 (450 Pa)	4 (600 Pa)						
SU SIZDIRMAZLIĞI - EN 12208 (WATERTIGHTNESS)	2A (50 Pa)	3A (100 Pa)	4A (150 Pa)	5A (200 Pa)	6A (250 Pa)	7A (300 Pa)	8A (450 Pa)	9A (600 Pa)	E... (600+ Pa)	E1500 (1500 Pa)
RÜZGAR YÜKÜNE DAYANIM - EN 12210 (RESISTANCE TO WIND LOAD)	1 (400 Pa)	2 (800 Pa)	3 (1200 Pa)	4 (1600 Pa)	5 (2000 Pa)	E... (2000+ Pa)				
STATİK BURULMA - TS EN 13115 (STATIC TORSION)	4 (350 N)									
SİSTEM UF DEĞERİ - EN 10077-2 (THERMAL INSULATION VALUE)	 2,77~3,02 W/m²K									
SİSTEM SES YALITIMI - TS EN ISO 717-1 (ACOUSTIC PERFORMANCE VALUE)	 Rw(C;Ctr)=35,5(-2,4;-5,5) dB									

ISI YALITIM DEĞERLERİ (UF) / THERMAL INSULATION VALUE (UF):


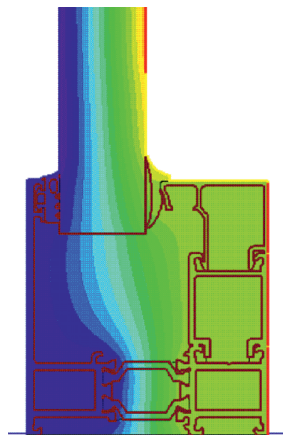
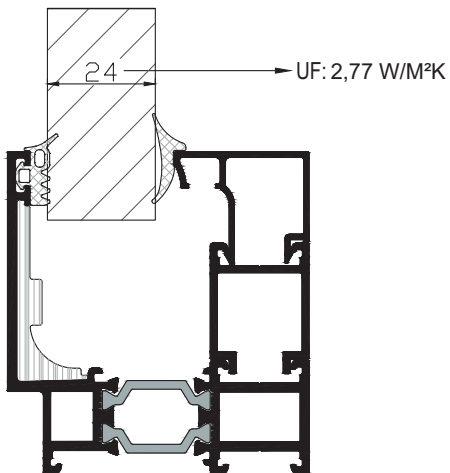
Cam Kalınlıkları (glass thickness) : 24mm



Cam Kalınlıkları (glass thickness): 24mm



Cam Kalınlıkları (glass thickness) : 24mm



01

02

03

04

05

06

07

08

09

10

11

12

MİMARİ KATALOG ARCHITECTURAL CATALOGUE

Alüminyum Kapı Pencere ve Giydirme Cephe Sistemleri
Aluminium Door Window and Facade Systems



Rescara Sistem Detayları
Rescara System Details

RWT67

PROFİLLER

PROFILES

01

02

03

04

05

06

07

08

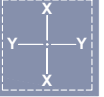
09

10

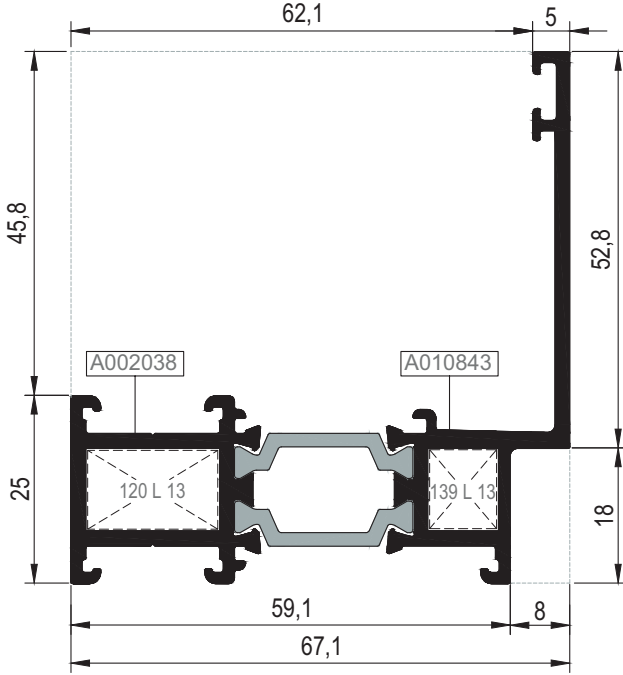
11

12

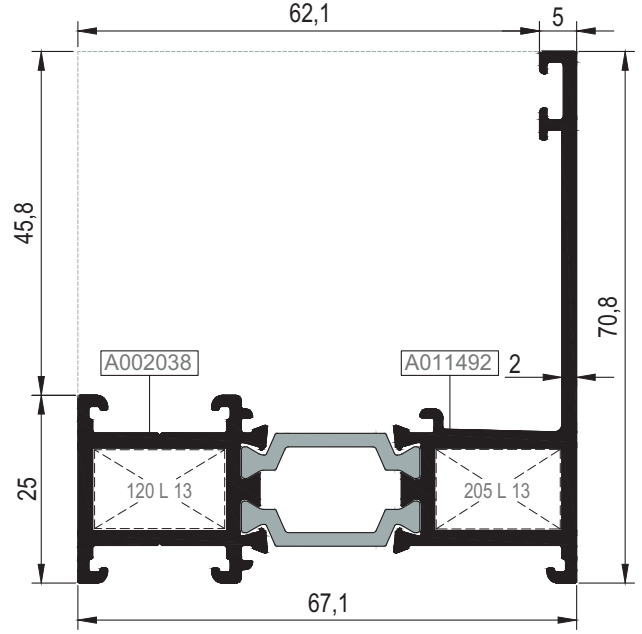
KOD / CODE	AĞIRLIK (kg/m) / WEIGHT	Jxx cm ⁴	Jyy cm ⁴	L m
AT67F01	1,440	20,715	14,645	6
AT67F02	1,495	22,466	15,017	6
AT67V03	1,323	16,135	7,779	6
AT67V04	1,855	21,675	13,654	6



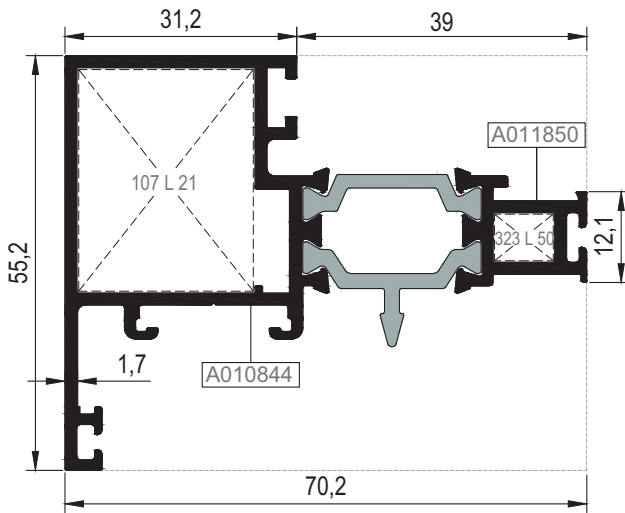
AT67F01



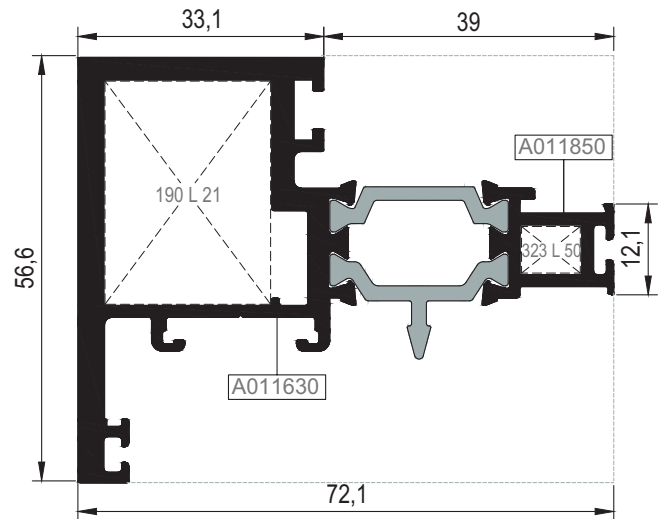
AT67F02







AT67V03



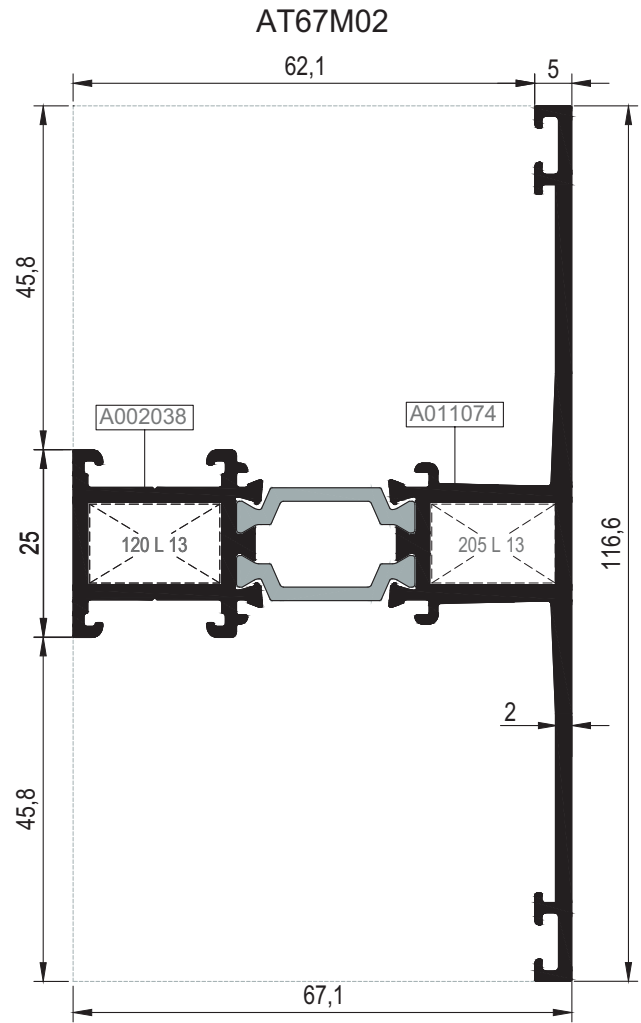
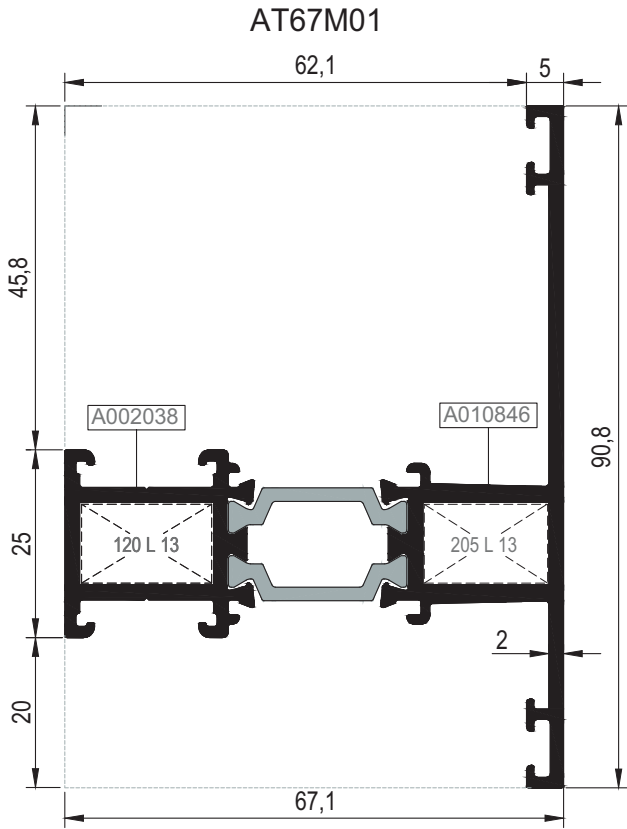
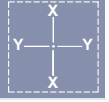
AT67V04





Nr		 L m	KESİM ÖLÇÜSÜ CUTTING SIZE	 AKS. KODU ACS. CODE
AT67F01	A002038	25 L 13(A002058)	17,7 mm	120 L 13
	A010843	25 L 13(A002058)	8,9 mm	139 L 13
AT67F02	A002038	25 L 13(A002058)	17,7 mm	120 L 13
	A011492	25 L 13(A002058)	16,8 mm	205 L 13

Nr		 L m	KESİM ÖLÇÜSÜ CUTTING SIZE	 AKS. KODU ACS. CODE
AT67V03	A010844	25 L 21(A002167)	23,2 mm	107 L 21
	A011850	25 L 50(A010838)	7,9 mm	323 L 50
AT67V04	A011630	25 L 21(A002167)	22,2 mm	190 L 21
	A011850	25 L 50(A010838)	7,9 mm	323 L 50

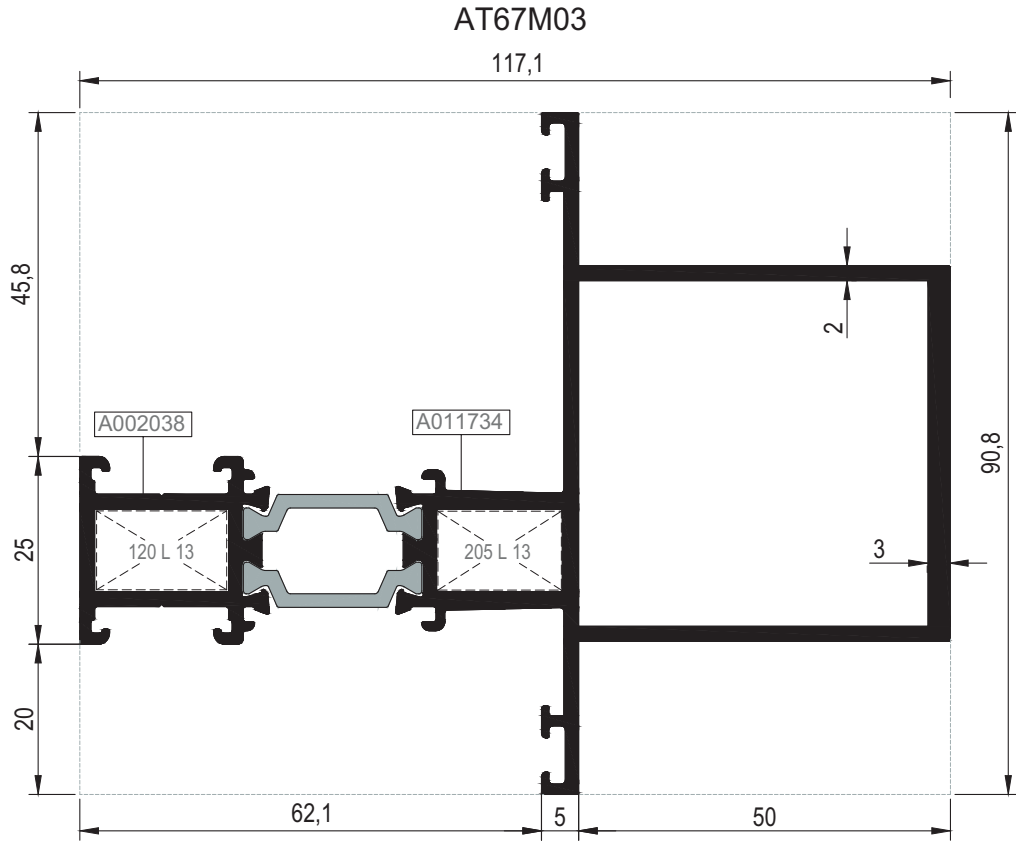
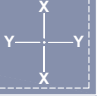
KOD / CODE	AĞIRLIK (kg/m) / WEIGHT	Jxx cm ⁴	Jyy cm ⁴	L m
AT67M01	1,662	24,782	19,833	6
AT67M02	1,870	26,807	34,262	6







Nr			KESİM ÖLÇÜSÜ CUTTING SIZE	AKS. KODU ACS. CODE
AT67M01	A002038	25 L 13(A002058)	17,7 mm	120 L 13
	A010846	25 L 13(A002058)	16,8 mm	205 L 13
AT67M02	A002038	25 L 13(A002058)	17,7 mm	120 L 13
	A011074	25 L 13(A002058)	16,8 mm	205 L 13

Nr		KESİM ÖLÇÜSÜ CUTTING SIZE	AKS. KODU ACS. CODE
AT67M01	A010846	25 J 38 (A011732)	10,5 mm
	A010846	25 J 39 (A011733)	10,5 mm
	A002038	25 J 04 (A010567)	10,5 mm
AT67M02	A011074	25 J 38 (A011732)	10,5 mm
	A002038	25 J 04 (A010567)	10,5 mm

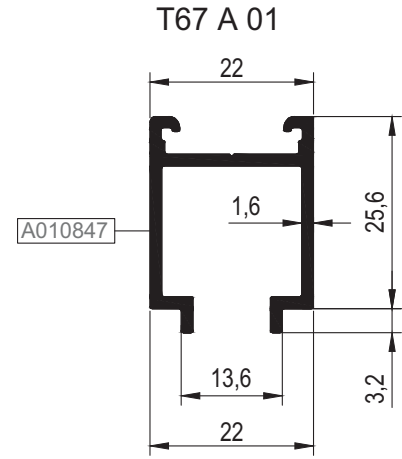
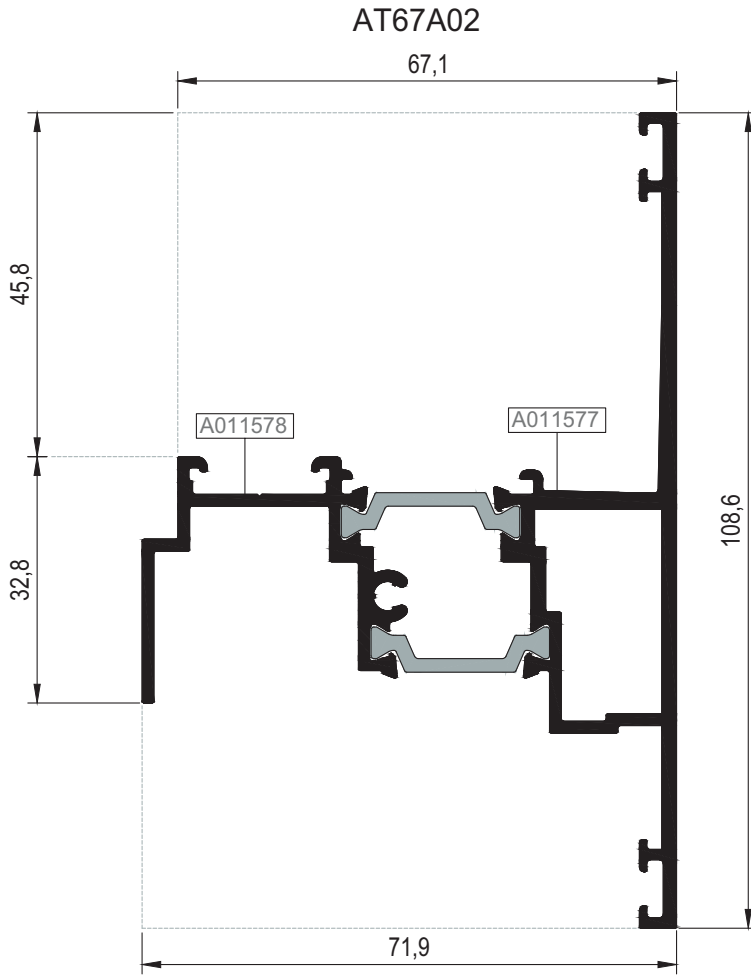
KOD / CODE	AĞIRLIK (kg/m) / WEIGHT	Jxx cm ⁴	Jyy cm ⁴	L m
AT67M03	2,578	93,097	35,209	6



Nr		 L m	KESİM ÖLÇÜSÜ CUTTING SIZE	 AKS. KODU ACS. CODE
AT67M03	A002038	25 L 13(A002058)	17,7 mm	120 L 13
	A011734	25 L 13(A002058)	16,8 mm	205 L 13

Nr		 L m	KESİM ÖLÇÜSÜ CUTTING SIZE	 AKS. KODU ACS. CODE
AT67M03	A011734	25 J 38(A011732)	10,5 mm	102 J 38
		25 J 39(A011733)	10,5 mm	102 J 39
	A002038	25 J 04(A010567)	10,5 mm	102 J 04

KOD / CODE	AĞIRLIK (kg/m) / WEIGHT	Jxx cm ⁴	Jyy cm ⁴	L m
AT67A02	1,777	33,756	31,126	6
T67 A 01	0,401	-----	-----	6



01

02

03

04

05

06

07

08

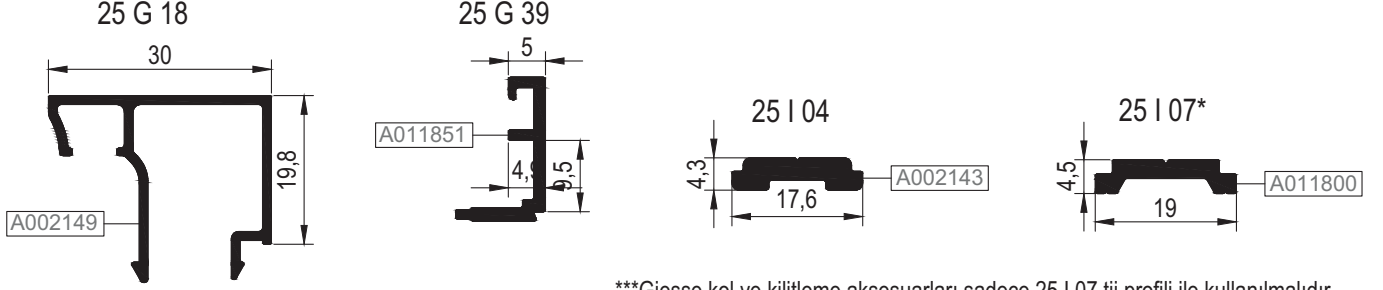
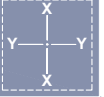
09

10

11

12

KOD / CODE	AĞIRLIK (kg/m) / WEIGHT	L m	KOD / CODE	AĞIRLIK (kg/m) / WEIGHT	L m
25 G 18	0,300	6			
25 G 39	0,161	6			
25 I 04	0,153	6			
25 I 07	0,143	6			



***Giese kol ve kilitleme aksesuarları sadece 25 I 07 tij profili ile kullanılmalıdır.
Giese handle and locking accessories should be used with only 25 I 07 rod profile

KÖŞE TAKOZLARI VE ORTA KAYIT BAĞLANTI PROFİLLERİ (CORNER CLEATS AND MULLION CONNECTION PROFILES)

PROFİL KODU (PROFILE CODE)	25 L 13	25 L 21	25 L 50
FABRİKA KODU (FACTORY CODE)	A002058	A002167	A010838
AĞIRLIK (WEIGHT)	3,561 kg/m	9,691 kg/m	1,748 kg/m
ÇİZİM (DRAWING)			

PROFİL KODU (PROFILE CODE)	25 J 03	25 J 04	25 J 38	25 J 39
FABRİKA KODU (FACTORY CODE)	A010566	A010567	A011732	A011733
AĞIRLIK (WEIGHT)	0,664 kg/m	0,797 kg/m	0,816 kg/m	0,708 kg/m
ÇİZİM (DRAWING)				

KÖŞE TAKOZLARI (CORNER CLEATS)

Nr		L m	KESİM ÖLÇÜSÜ CUTTING SIZE	AKS. KODU ACS. CODE
AT67F01	A002038	25 L 13(A002058)	17,7 mm	120 L 13
	A010843	25 L 13(A002058)	8,9 mm	139 L 13
AT67F02	A002038	25 L 13(A002058)	17,7 mm	120 L 13
	A011492	25 L 13(A002058)	16,8 mm	205 L 13
AT67V03	A010844	25 L 21(A002167)	23,2 mm	107 L 21
	A011850	25 L 50(A010838)	7,9 mm	323 L 50
AT67V04	A011630	25 L 21(A002167)	22,2 mm	190 L 21
	A011850	25 L 50(A010838)	7,9 mm	323 L 50
	A002038	25 L 13(A002058)	17,7 mm	120 L 13
AT67M01	A010846	25 L 13(A002058)	16,8 mm	205 L 13
	A002038	25 L 13(A002058)	17,7 mm	120 L 13
AT67M02	A011074	25 L 13(A002058)	16,8 mm	205 L 13
	A002038	25 L 13(A002058)	17,7 mm	120 L 13
AT67M03	A011734	25 L 13(A002058)	16,8 mm	205 L 13
	A002038	25 L 13(A002058)	17,7 mm	120 L 13

ORTA KAYIT BAĞLANTI (MULLION CONNECTION PIECE)

Nr		L m	KESİM ÖLÇÜSÜ CUTTING SIZE	AKS. KODU ACS. CODE
AT67M01	A010846	25 J 38(A011732)	10,5 mm	102 J 38
	A002038	25 J 39(A011733)	10,5 mm	102 J 39
AT67M02	A011074	25 J 04(A010567)	10,5 mm	102 J 04
	A002038	25 J 38(A011732)	10,5 mm	102 J 38
AT67M03	A002038	25 J 04(A010567)	10,5 mm	102 J 04
	A011734	25 J 38(A011732)	10,5 mm	102 J 38
	A002038	25 J 39(A011733)	10,5 mm	102 J 39

MİMARİ KATALOG ARCHITECTURAL CATALOGUE

Alüminyum Kapı Pencere ve Giydirme Cephe Sistemleri
Aluminium Door Window and Facade Systems

RWT67

DETAYLAR

DETAILS

01

02

03

04

05

06

07

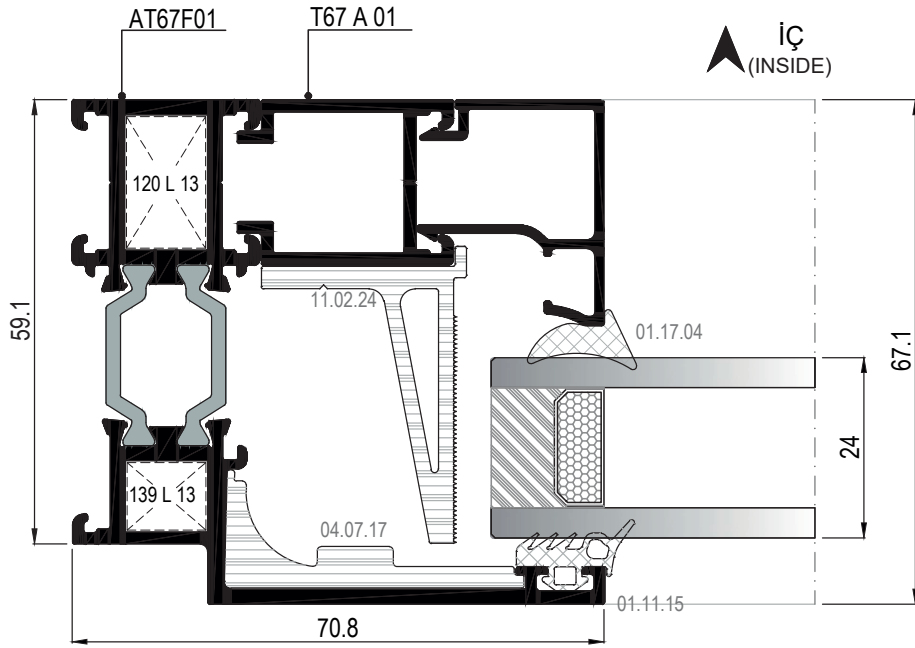
08

09

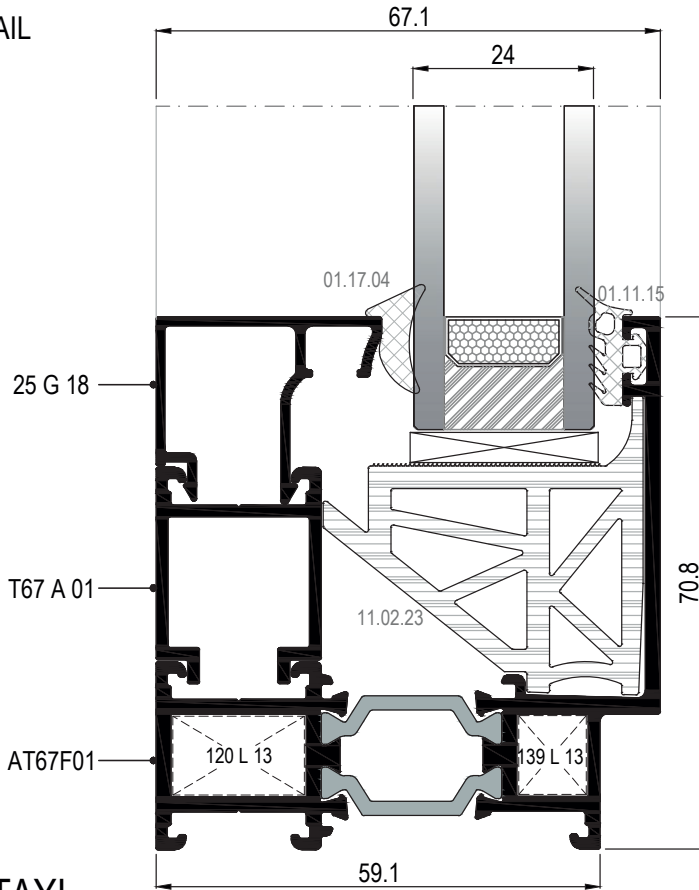
10

11

12

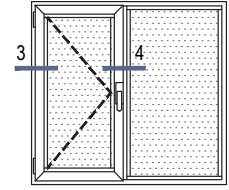
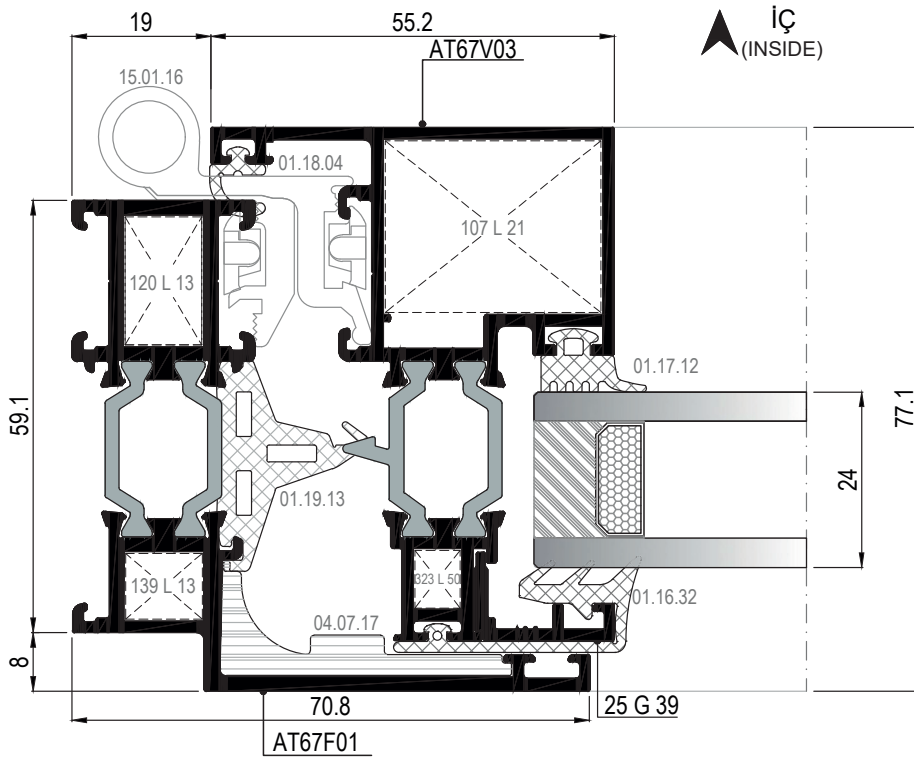


① DETAYI
DETAIL

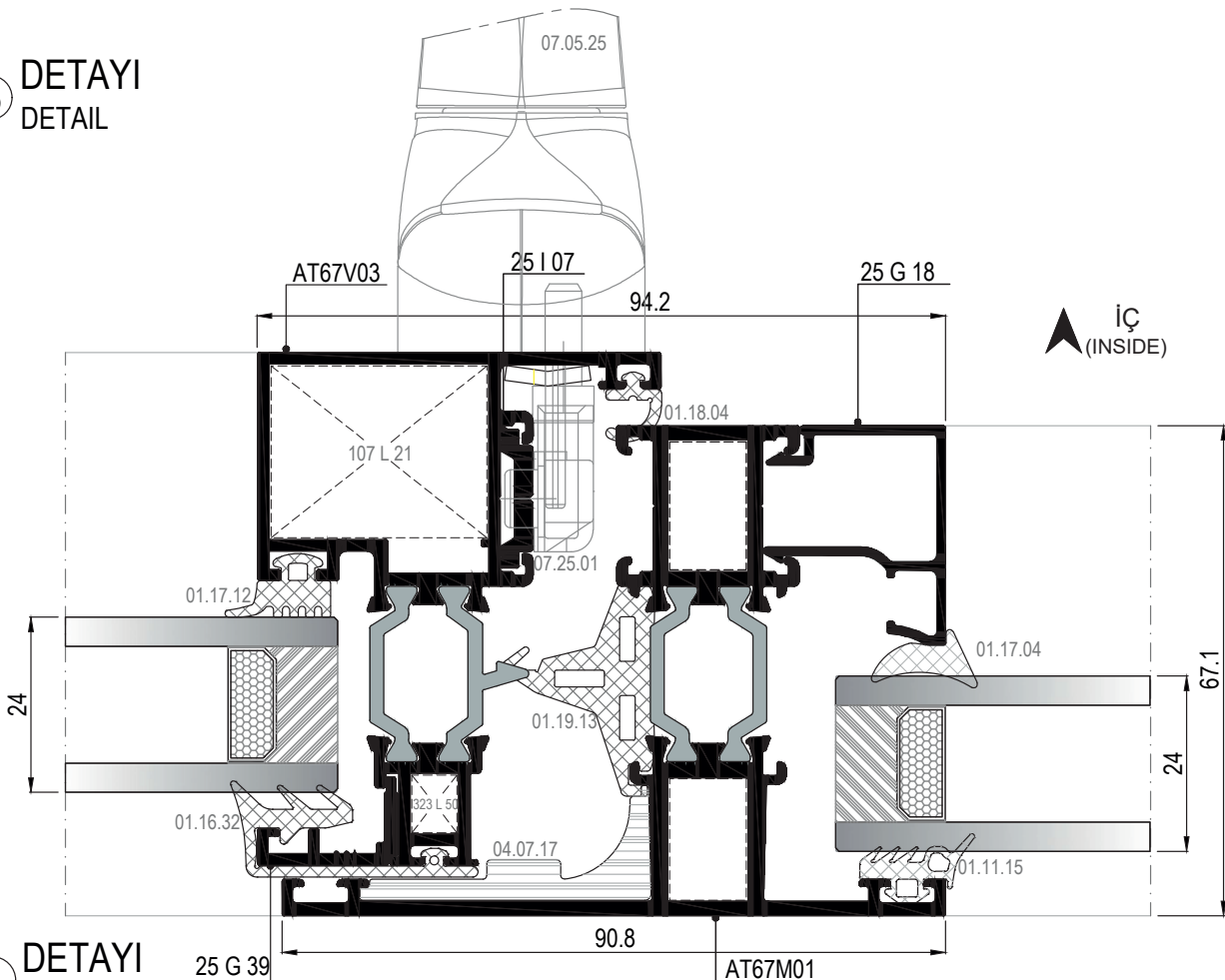


② DETAYI
DETAIL

DIŞ (OUTSIDE) ➔



③ DETAYI
DETAIL



④ DETAYI
DETAIL

01

02

03

04

05

06

07

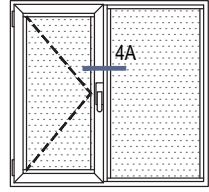
08

09

10

11

12



01

02

03

04

05

06

07

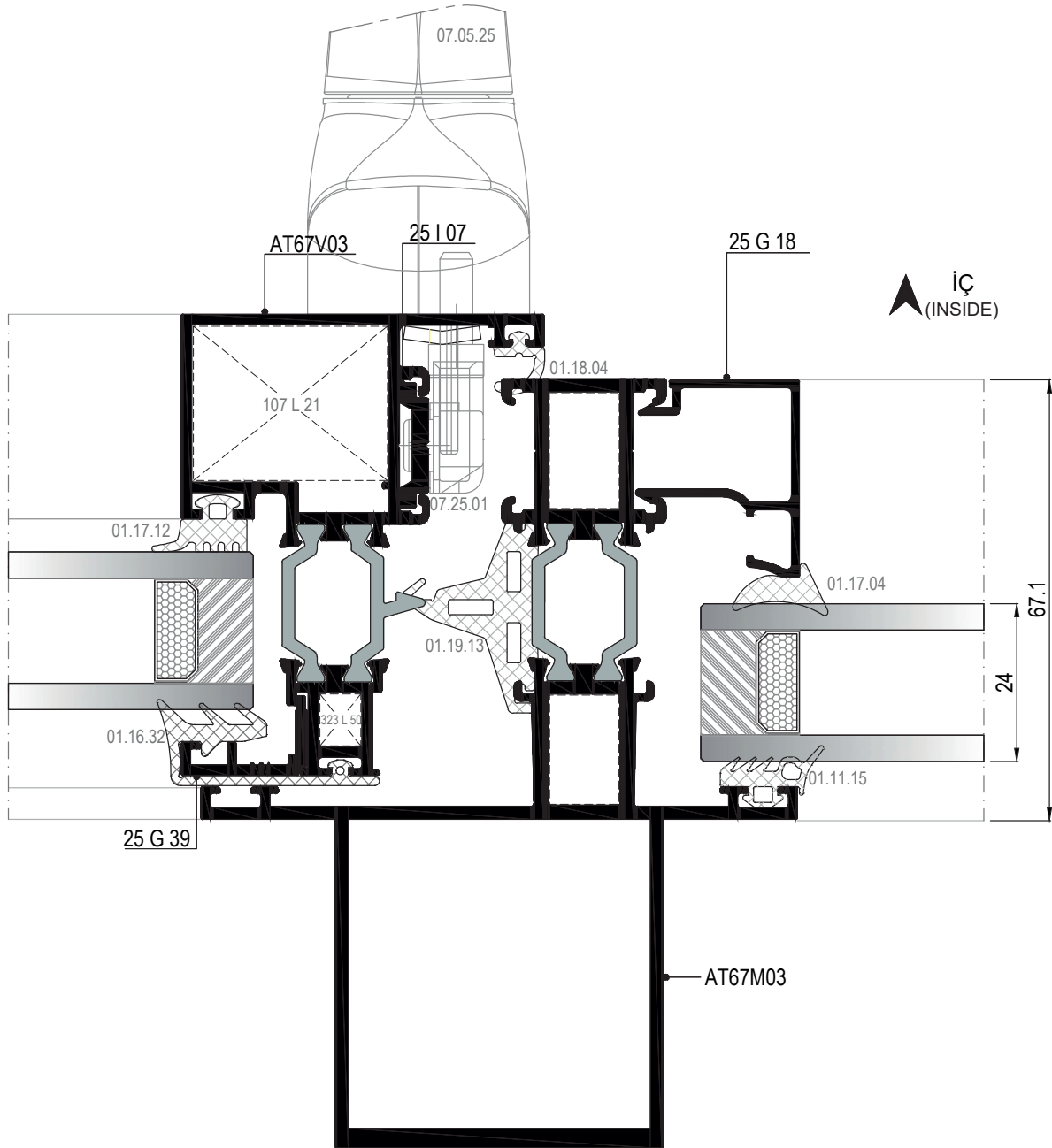
08

09

10

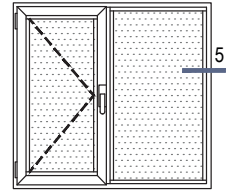
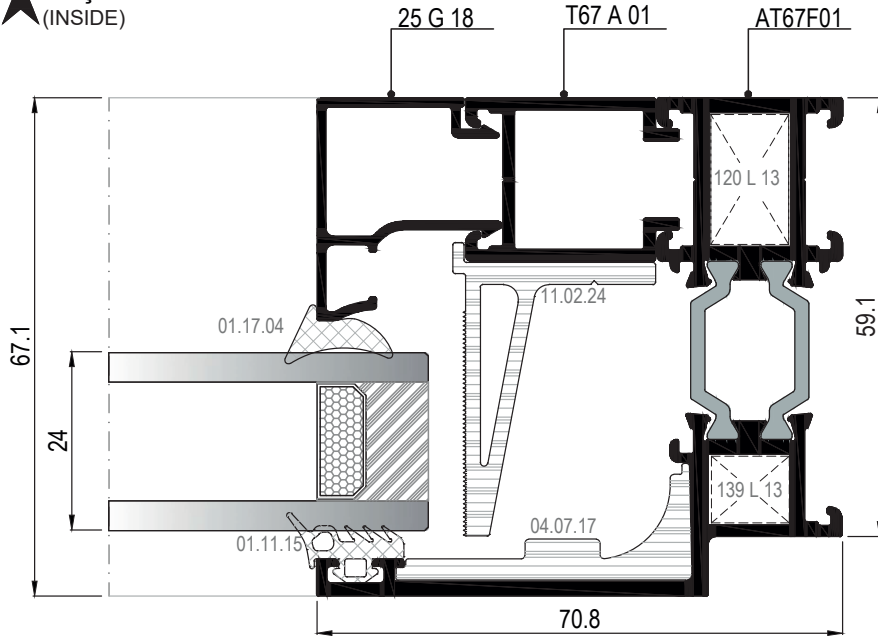
11

12

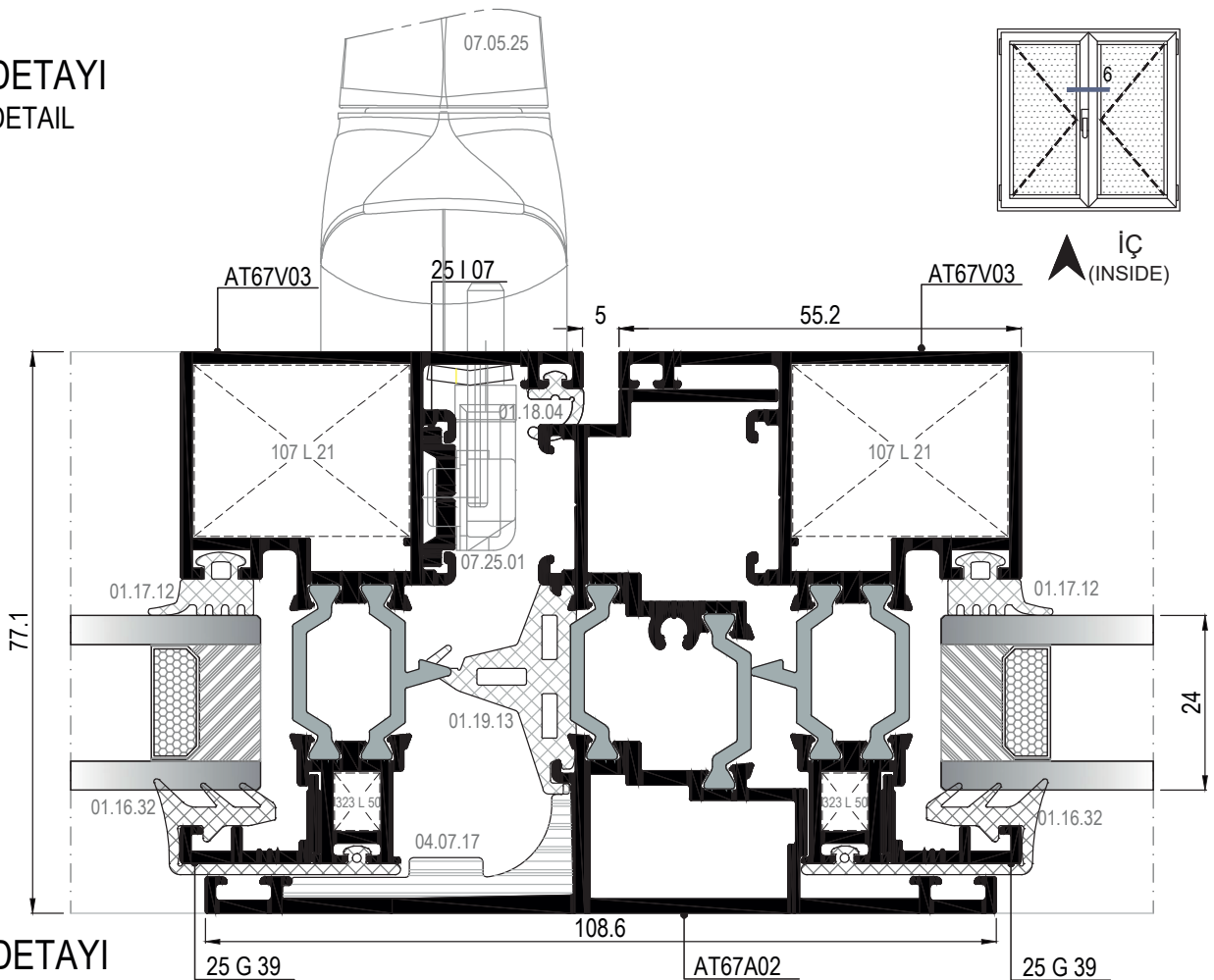


4A DETAYI
DETAIL

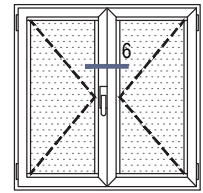
İÇ
(INSIDE)



5 DETAYI
DETAIL



İÇ
(INSIDE)



6 DETAYI
DETAIL

01

02

03

04

05

06

07

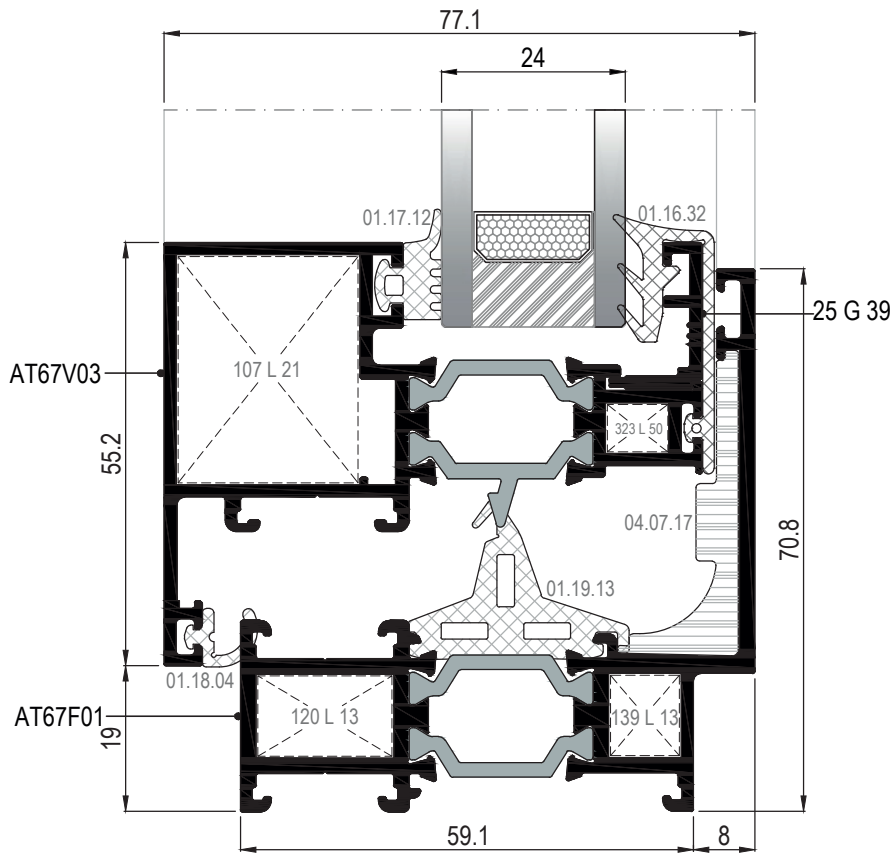
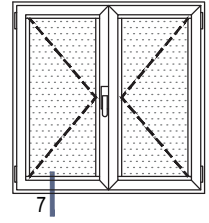
08

09

10

11

12



7 DETAYI
DETAIL

DIŞ
(OUTSIDE) ➔

MİMARİ KATALOG ARCHITECTURAL CATALOGUE

Alüminyum Kapı Pencere ve Giydirme Cephe Sistemleri
Aluminium Door Window and Facade Systems



Rescara Sistem Detayları
Rescara System Details

RWT67

AKSESUARLAR

ACCESSORIES

01

02

03

04

05

06

07


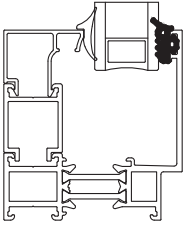
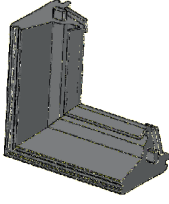
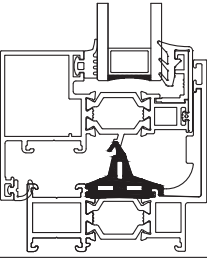

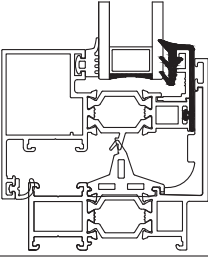

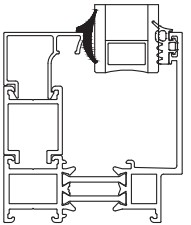

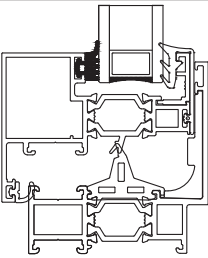

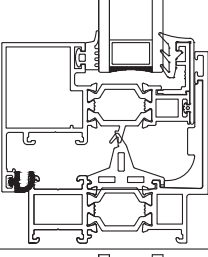

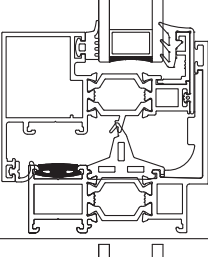

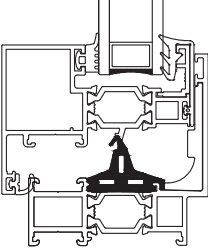
08

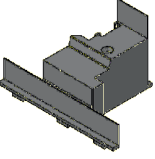
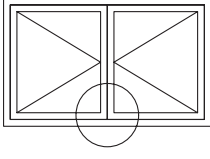
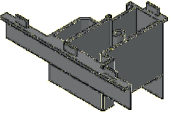
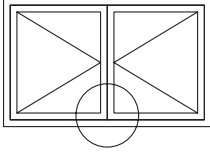
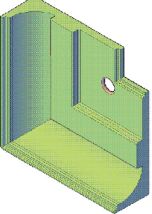
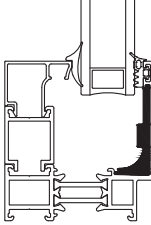
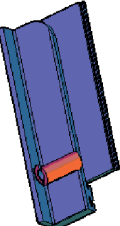
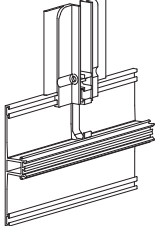
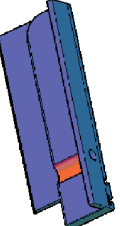
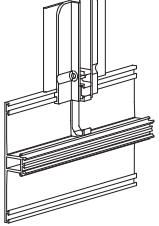
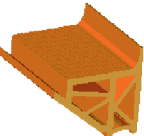
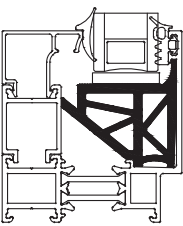

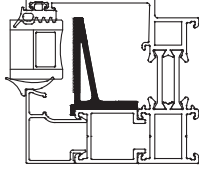
09

10

11

12

01		<p>01.11.15 DİŞ CAM FİTİLİ 4 mm OUTSIDE GLAZING GASKET 4 mm</p> <p>Malzeme / Material : EPDM Ağırlık / Weight : 72 gr/m Paket / Package: 208 m / 15 kg</p>			<p>03.11.01 KÖŞE ENJEKSİYON FİTİLİ CORNER GASKET</p> <p>Malzeme / Material : EPDM</p>	
02		<p>01.16.32 DİŞ CAM FİTİLİ OUTSIDE GLAZING GASKET</p> <p>Malzeme / Material : EPDM Ağırlık / Weight : 156 gr/m Paket / Package: 96 m / 15 kg</p>				
03						
04						
05		<p>01.17.04 İÇ CAM FİTİLİ 3,6 mm INSIDE GLAZING GASKET 3,6 mm</p> <p>Malzeme / Material : EPDM Ağırlık / Weight : 71 gr/m Paket / Package: 210m / 15 kg</p>				
06						
07		<p>01.17.12 İÇ CAM FİTİLİ INSIDE GLAZING GASKET</p> <p>Malzeme / Material : EPDM Ağırlık / Weight : 82 gr/m Paket / Package: 187 m / 15 kg</p>				
08						
09		<p>01.18.04 İÇ BİNİ FİTİLİ INSIDE ACOUSTICAL GASKET</p> <p>Malzeme / Material : EPDM Ağırlık / Weight : 42 gr/m Paket / Package: 357 m / 15 kg</p>				
10						
11		<p>01.19.06 ÇİTA KANAL FİTİLİ ADAPTER GASKET</p> <p>Malzeme / Material : EPDM Ağırlık / Weight : 82 gr/m Paket / Package: 182 m / 15 kg</p>				
12		<p>01.19.13 TOZLUK FİTİLİ CENTRAL GASKET</p> <p>Malzeme / Material : EPDM Ağırlık / Weight : 240 gr/m Paket / Package: 62 m / 15 kg</p>				

	04.06.60 ADAPTÖR KAPAĞI - ÜST ADAPTER CAP - UPPER Malzeme / Material : PVC Renk / Color: Siyah / Black	 UYGULANILAN PROFİL: T67 A 02 USE WITH: T67 A 02			
	04.06.61 ADAPTÖR KAPAĞI - ALT ADAPTER CAP - BOTTOM Malzeme / Material : PVC Renk / Color: Siyah / Black	 UYGULANILAN PROFİL: T67 A 02 USE WITH: T67 A 02			
	04.07.17 KÖŞE ÇAVUŞU CORNER CLEAT Malzeme / Material : PVC Renk / Color: Siyah / Black				
	04.07.22 A BAĞLANTI PARÇASI (SAĞ) CONNECTION PIECE (RIGHT) Malzeme / Material : PVC				
	04.07.22 B BAĞLANTI PARÇASI (SOL) CONNECTION PIECE (LEFT) Malzeme / Material : PVC				
	11.02.23 CAM DESTEK TAKOZU GLASS SUPPORT Malzeme / Material : PVC				
	11.02.24 CAM DESTEK YAN TAKOZU SIDE GLASS SUPPORT Malzeme / Material : PVC				

01

02

03

04

05

06

07

08

09

10

11

12

PENCERE MENTEŞELERİ / WINDOW HINGES



15.01.16

GIESE PENCERE MENTEŞESİ
GIESE HINGE FOR WINDOWS

Renk / Colour : Siyah-Beyaz-Gri-Eloksal
Black-White-Grey-Anodised

75 kg için 2 adet, 85 kg için 3 adet kullanılmalıdır. / Should be used 2 for 75 kg,3 for 85 kg.
EN 1935:2002

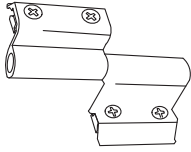


15.01.03

RESCARA PENCERE MENTEŞESİ
RESCARA HINGE FOR WINDOWS

Renk / Colour : Pres-Eloksal
Press-Anodised

75 kg için 2 adet, 85 kg için 3 adet kullanılmalıdır. / Should be used 2 for 75 kg,3 for 85 kg.
EN 1935:2002

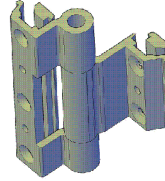


15.01.08

YERLİ PENCERE MENTEŞESİ
LOCAL HINGE FOR WINDOWS

Renk / Colour : Siyah-Beyaz-Gri-Eloksal
Black-White-Grey-Anodised

50 kg için 2 adet kullanılmalıdır. / Should be used 2 for 50 kg.
Max. kanat ölçüsü 900x1300 / Max. vent dimension 900x1300
TS EN 1935




15.01.12

YERLİ PENCERE MENTEŞESİ
LOCAL HINGE FOR WINDOWS

Renk / Colour : Siyah-Beyaz-Gri-Eloksal
Black-White-Grey-Anodised

TS EN 1935




15.01.17

GIESE GİZLİ PENCERE MENTEŞESİ (SAĞ)
GIESE HIDDEN HINGE FOR WINDOWS (RIGHT)

Malzeme / Material : Paslanmaz Çelik
Stainless Steel

100 kg için 2 adet kullanılmalıdır. / Should be used 2 for 100 kg.

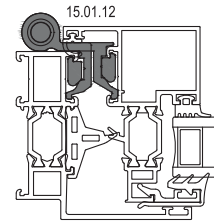
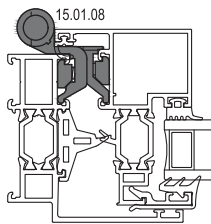
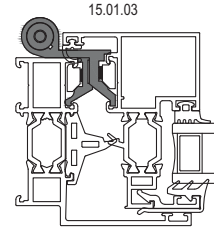
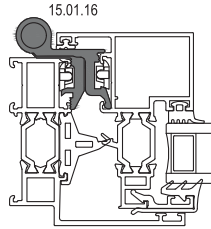


15.01.18

GIESE GİZLİ PENCERE MENTEŞESİ (SOL)
GIESE HIDDEN HINGE FOR WINDOWS (LEFT)



Malzeme / Material : Paslanmaz Çelik
Stainless Steel

100 kg için 2 adet kullanılmalıdır. / Should be used 2 for 100 kg.



Ölçek/Scale: 1/3


ÇİFT EKSEN MEKANİZMALAR / TILT & TURN MECHANISMS



GIESSE FUTURA ÇİFT AÇILIM SETİ 80 kg
GIESSE FUTURA TILT & TURN MECHANISM 80 kg

Renk / Colour : Siyah-Beyaz-Gri
Black-White-Grey

KANAT GENİŞLİĞİ SASH WIDTH	KANAT YÜKSEKLİĞİ SASH HEIGHT	KANAT AĞIRLIĞI SASH WEIGHT	GIESSE ÇİFT AÇILIM SETİ GIESSE TILT & TURN MECHANISM	ÇİFT AÇILIM SETİ TILT & TURN MECHANISM
410- 569 mm	600-1200 mm	80 kg	07.06.62	Çift Açılım Seti Tip 1 / Tilt & Turn Mechanism
410- 569 mm	1201-2500 mm	80 kg	07.06.63	Çift Açılım Seti Tip 1 + Arka Kilitleme / Tilt & Turn Mechanism Style 1+ Additional Tilt&Turn (Back)
570-1000 mm	600-1200 mm	80 kg	07.06.64	Çift Açılım Seti Tip 2 / Tilt & Turn Mechanism Style 2
570-1000 mm	1201-2500 mm	80 kg	07.06.65	Çift Açılım Seti Tip 2 + Arka Kilitleme / Tilt & Turn Mechanism Style 2+ Additional Tilt&Turn (Back)
1001-1700 mm	600-1200 mm	80 kg	07.06.66	Çift Açılım Seti Tip 2 + Alt Kilitleme +İlave Makas / Tilt & Turn Mechanism Style 2 + Additional Tilt&Turn (Down) + Additional Arm
1001-1700 mm	1201-2500 mm	80 kg	07.06.67	Çift Açılım Seti Tip 2 + Alt Kilitleme +Arka Kilitleme+İlave Makas / Tilt & Turn Mechanism Style 2+ Additional Tilt&Turn (Down)+ Additional Tilt&Turn (Back)+ Additional Arm

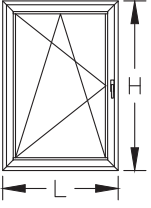
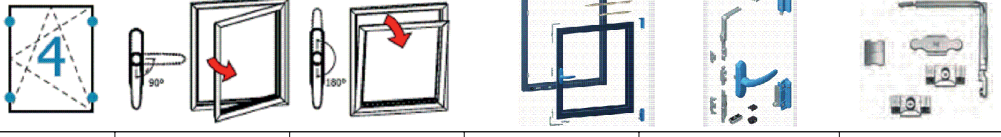


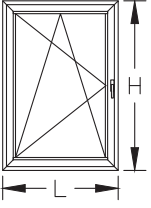

GIESSE GİZLİ MENTEŞE ÇİFT AÇILIM SETİ 100 kg
GIESSE HIDDEN HINGE TILT & TURN MECHANISM 100 kg

Renk / Colour : Siyah-Beyaz-Gri
Black-White-Grey

KANAT GENİŞLİĞİ SASH WIDTH	KANAT YÜKSEKLİĞİ SASH HEIGHT	KANAT AĞIRLIĞI SASH WEIGHT	GIESSE ÇİFT AÇILIM SETİ GIESSE TILT & TURN MECHANISM	GIESSE GİZLİ MENTEŞE ÇİFT AÇILIM SETİ GIESSE HIDDEN HINGE TILT & TURN MECHANISM
600-1000 mm	600-1200 mm	100 kg	07.06.81	Gizli Menteşe Çift Açılım Seti Sağ /Hidden Hinge Tilt & Turn Mechanism Right
600-1000 mm	600-1200 mm	100 kg	07.06.82	Gizli Menteşe Çift Açılım Seti Sol /Hidden Hinge Tilt & Turn Mechanism Left
600-1000 mm	1201-2500 mm	100 kg	07.06.83	Gizli Menteşe Çift Açılım Seti Sağ+İlave Kilit /Hidden Hinge Tilt & Turn Mechanism Right+ Additional Locking
600-1000 mm	1201-2500 mm	100 kg	07.06.84	Gizli Menteşe Çift Açılım Seti Sol+İlave Kilit /Hidden Hinge Tilt & Turn Mechanism Left+ Additional Locking
1001-1700 mm	600-1200 mm	100 kg	07.06.85	Gizli Menteşe Çift Açılım Seti Sağ+İlave Kilit /Hidden Hinge Tilt & Turn Mechanism Right+ Additional Locking
1001-1700 mm	600-1200 mm	100 kg	07.06.86	Gizli Menteşe Çift Açılım Seti Sol+İlave Kilit /Hidden Hinge Tilt & Turn Mechanism Left+ Additional Locking
1001-1700 mm	1201-2500 mm	100 kg	07.06.87	Gizli Menteşe Çift Açılım Seti Sağ+İlave Kilit (2 Adet) /Hidden Hinge Tilt & Turn Mechanism Right+ Additional Locking (2 Unit)
1001-1700 mm	1201-2500 mm	100 kg	07.06.88	Gizli Menteşe Çift Açılım Seti Sol+İlave Kilit (2 Adet) /Hidden Hinge Tilt & Turn Mechanism Left+ Additional Locking (2 Unit)

ÇİFT EKSEN MEKANİZMALARI / TILT & TURN MECHANISMS

	<p>RESCARA ÇİFT AÇILIM SETİ 130 kg RESCARA TILT & TURN MECHANISM 130 kg Renk / Colour : Siyah-Beyaz-Gri Black-White-Grey</p>					
						
KANAT GENİŞLİĞİ SASH WIDTH L (mt)	KANAT YÜKSEKLİĞİ SASH HEIGHT H (mt)	KANAT AĞIRLIĞI SASH WEIGHT KG	MEKANİZMA MECHANISM	MAKAS ARM	İLAVE KİLİTLEME ADDITIONAL LOCKING	İLAVE MAKAS ADDITIONAL ARM
563-1000 mm	600-1200 mm	130 kg	07.06.79	07.06.80	—	—
563-1000 mm	1200-2500 mm	130 kg	07.06.79	07.06.80	07.06.76	—
1000-1700 mm	600-1200 mm	130 kg	07.06.79	07.06.80	07.06.76	07.06.77
1000-1700 mm	1200-2500 mm	130 kg	07.06.79	07.06.80	07.06.76 (2 ADET)	07.06.77

	<p>RESCARA AKILLI ÇİFT AÇILIM SETİ 130 kg RESCARA TBT TILT & TURN MECHANISM 130 kg Renk / Colour : Siyah-Beyaz-Gri Black-White-Grey KOL ANAHTARLIDIR / HANDLE WITH KEYLOCK</p>					
						
KANAT GENİŞLİĞİ SASH WIDTH L (mt)	KANAT YÜKSEKLİĞİ SASH HEIGHT H (mt)	KANAT AĞIRLIĞI SASH WEIGHT KG	MEKANİZMA MECHANISM	MAKAS ARM	İLAVE KİLİTLEME ADDITIONAL LOCKING	İLAVE MAKAS ADDITIONAL ARM
563-1000 mm	600-1200 mm	130 kg	07.06.74 (TBT)	07.06.75 (TBT)	—	—
563-1000 mm	1200-2500 mm	130 kg	07.06.74 (TBT)	07.06.75 (TBT)	07.06.76	—
1000-1700 mm	600-1200 mm	130 kg	07.06.74 (TBT)	07.06.75 (TBT)	—	07.06.77
1000-1700 mm	1200-2500 mm	130 kg	07.06.74 (TBT)	07.06.75 (TBT)	07.06.76	07.06.77

PENCERE KOLLARI / WINDOW HANDLES

<p>07.05.25 GIESSE İSPANYOLET KOL (ÇİFT DİLLİ) GIESSE HANDLE FOR WINDOWS (DOUBLE RAIL) Renk / Colour : Siyah-Beyaz-Gri Black-White-Grey</p> <p>UNI CEI EN ISO / IEC 17050</p>	<p>07.05.33 GIESSE ANAHTARLI İSPANYOLET KOL (ÇİFT DİLLİ) GIESSE KEY HANDLE FOR WINDOWS (DOUBLE RAIL) Renk / Colour : Siyah-Beyaz-Gri Black-White-Grey</p>
<p>07.25.01 GIESSE TIJ BAĞLANTI PARÇASI GIESSE CONNECTION ROD Renk / Colour : Siyah / Black Malzeme / Material : Polyamid / Polyamide</p> <p>07.05.25 , 07.05.33 ve 07.05.34 Kol için / For Handle 07.05.25 , 07.05.33 and 07.05.34</p>	<p>07.05.34 GIESSE SÖKÜLEBİLİR KOL GÖVDESİ (ÇİFT DİLLİ) GIESSE REMOVABLE HANDLE BODY (DOUBLE RAIL) Renk / Colour : Siyah-Beyaz-Gri Black-White-Grey</p>
<p>07.05.29 RESCARA GLOBAL ANAHTARLI PENCERE KOLU (TEK DİLLİ) RESCARA GLOBAL KEY HANDLE FOR WINDOWS (SINGLE RAIL) Renk / Colour : Siyah-Beyaz-Gri Black-White-Grey</p> <p>EN 1670</p>	<p>07.05.35 GIESSE SÖKÜLEBİLİR KOL GIESSE REMOVABLE HANDLE Renk / Colour : Siyah Black</p>
<p>07.13.07 RESCARA KOL BAĞLANTI PARÇASI RESCARA CONNECTION PART FOR HANDLE Malzeme / Material : Zamak / Zamak</p> <p>07.05.28, 07.05.29 Kol için / For Handle 07.05.28, 07.05.29</p>	<p>07.05.30 RESCARA GLOBAL SÖKÜLEBİLİR KOL GÖVDESİ (ÇİFT DİLLİ) RESCARA GLOBAL REMOVABLE HANDLE BODY (DOUBLE RAIL) Renk / Colour : Siyah-Beyaz-Gri Black-White-Grey</p> <p>EN 1670</p>
<p>07.05.28 RESCARA GLOBAL PENCERE KOLU (TEK DİLLİ) RESCARA GLOBAL HANDLE FOR WINDOWS (SINGLE RAIL) Renk / Colour : Siyah-Beyaz-Gri Black-White-Grey</p> <p>EN 1670</p>	<p>07.05.31 RESCARA SÖKÜLEBİLİR KOL RESCARA REMOVABLE HANDLE Renk / Colour : Siyah / Black</p> <p>EN 1670</p>
<p>07.05.32 RESCARA GLOBAL PENCERE KOLU (ÇİFT DİLLİ) RESCARA GLOBAL HANDLE FOR WINDOWS (DOUBLE RAIL) Renk / Colour : Siyah-Beyaz-Gri Black-White-Grey</p> <p>EN 1670, 13126-8</p>	<p>07.13.08 RESCARA KOL BAĞLANTI PARÇASI RESCARA CONNECTION PART FOR HANDLE Renk / Colour : Siyah / Black Malzeme / Material : PVC</p> <p>07.05.30, 07.05.32 Kol için / For Handle 07.05.30, 07.05.32</p>

01

02

03

04

05

06

07

08

09

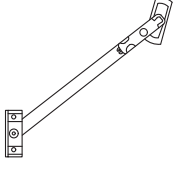
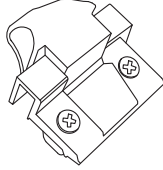




10

11

12

İSPANYOLET KİLİTLEME PARÇALARI / LOCKING KITS

01	 <p>07.13.03 PİM LOCK PIN Malzeme / Material : Zamak / Zamak</p>	 <p>07.13.06 GIESSE PİM GIESSE ADJUSTABLE LOCKING PAWL Malzeme / Material : Zamak / Zamak</p>
02		
03	 <p>07.09.07 GIESSE AYARLI PİM KARŞILIĞI GIESSE ADJUSTABLE SINGLE STRIKER Malzeme / Material : Zamak / Zamak</p>	 <p>07.09.08 GIESSE ARKA KİLİTLEME GIESSE BURGLAR BOLT Malzeme / Material : Zamak / Zamak</p>
04		
05	 <p>18.07.02 GIESSE PASİF KANAT SÜRGÜ SETİ GIESSE BOLT FOR PASSIVE LEAF Malzeme / Material : Zamak ve polyamid Zamak and polyamide</p>	 <p>07.09.11 RESCARA SABİT KARŞILIK RESCARA FIXED STRIKER Malzeme / Material : Zamak / Zamak</p>
06		
07		
08	 <p>07.09.12 RESCARA AYARLI KARŞILIK RESCARA ADJUSTABLE STRIKER Malzeme / Material : Zamak / Zamak</p>	 <p>07.09.13 RESCARA ARKA KİLİTLEME RESCARA BURGLAR BOLT Malzeme / Material : Zamak / Zamak</p>
09		
10	 <p>07.21.02 GIESSE KÖŞE DÖNME GIESSE CORNER DRIVE Malzeme / Material : Zamak / Zamak</p>	 <p>07.21.03 RESCARA KÖŞE DÖNME RESCARA CORNER DRIVE Malzeme / Material : Zamak / Zamak</p>
11		
12	 <p>07.06.78 RESCARA MİCROVENTİLASYON RESCARA MICROVENTILATION Malzeme / Material : Zamak/ Zamak</p>	

 <p>07.07.02 VASİSTAS MAKAS ARM FOR BOTTOM-HUNG WINDOWS Renk / Colour : Siyah-Beyaz-Gri Black-White-Grey</p>	 <p>07.08.01 RESCARA VASİSTAS MANDAL RESCARA DEVICE FOR CLOSING BOTTOM-HUNG WINDOWS Renk / Colour : Siyah-Beyaz-Gri Black-White-Grey</p>
 <p>07.07.08 SINIRLAYICI MAKAS LIMITER Malzeme / Material : Gümüş- Paslanmaz Çelik Silver - Stainless Steel</p>	 <p>07.07.09 GIESSE VASİSTAS MAKAS GIESSE ARM FOR BOTTOM-HUNG WINDOWS Renk / Colour : Siyah-Beyaz-Gri Black-White-Grey</p>
 <p>07.07.11 GIESSE VASİSTAS PENCERE SETİ GIESSE BOTTOM HUNG WINDOW SET Kol ve menteşe sete dahil değildir. Handle and hinge is not included in the set</p>	 <p>11.02.34 RESCARA KANAT DESTEK TAKOZU RESCARA VENT SUPPORT PIECE Malzeme / Material : PVC Renk / Colour : Siyah/Black</p>

01

02

03

04

05

06

07

08

09

10

11

12








ÇİFT DİLLİ KOL VE KİLİTLEME SETİ SEÇİM TABLOSU
DOUBLE RAILED HANDLE AND LOCKING KIT TABLE







KOD CODE	AÇIKLAMA DESCRIPTION	ÜRÜN RESMİ PRODUCT IMAGE	TEMELE SET MAIN SET		
			H<1200mm	L<1000mm	1200mm < H < 2700 mm
07.05.25	GIESSE ÇİFT DİLLİ KOL GIESSE DOUBLE RAIL HANDLE		1		
07.25.01	GIESSE KOL BAĞLANTISI GIESSE ROD CONNECTION PIECES		1		
07.13.06	GIESSE AYARLI PİM GIESSE ADJUSTABLE LOCKING PAWL		2		2
07.09.11	RESCARA SABİT KARŞILIK RESCARA FIXED STRIKER		2		2
07.09.07	GIESSE AYARLI PİM KARŞILIĞI GIESSE ADJUSTABLE SINGLE STRIKER				2
07.21.02	GIESSE KÖŞE DÖNME GIESSE/RESCARA CORNER DRIVE				2
11.02.34	RESCARA KANAT DESTEK TAKOZU RESCARA VENT SUPPORT PIECE		1		

***Giesse kol ve kilitleme aksesuarları 25 I 07 tij profili ile kullanılmalıdır.

Giesse handle and locking accessories should be used with 25 I 07 rod profile

TEK DİLLİ KOL VE KİLİTLEME SETİ SEÇİM TABLOSU SINGLE RAILED HANDLE AND LOCKING KIT TABLE					
			TEMELE SET MAIN SET	İLAVE ÜRÜNLER ADDITIONAL PRODUCTS	
KOD CODE	AÇIKLAMA DESCRIPTION	ÜRÜN RESMİ PRODUCT IMAGE	H<1200mm L<1000mm	1200mm < H < 2700 mm	1000mm < L < 1400 mm
07.05.28 07.05.29	RESCARA TEK DİLLİ KOL RESCARA SINGLE RAIL HANDLE		1		
07.13.07	RESCARA KOL BAĞLANTI PARÇASI RESCARA CONNECTION PART FOR HANDLE		1		
07.13.06	GIESSE AYARLI PİM GIESSE ADJUSTABLE LOCKING PAWL		2	2	2
07.09.11	RESCARA SABİT KARŞILIK RESCARA FIXED STRIKER		2	2	2
07.09.12	RESCARA AYARLI KARŞILIK RESCARA ADJUSTABLE STRIKER				2
07.21.03	RESCARA KÖŞE DÖNME RESCARA CORNER DRIVE				2
11.02.34	RESCARA KANAT DESTEK TAKOZU RESCARA VENT SUPPORT PIECE		1		

ÇİFT/TEK AÇILIM PASİF KANAT AKSESUAR SEÇİM TABLOSU SECONDARY SASH LOCKING KIT TABLE					
			TEMELE SET MAIN SET	İLAVE ÜRÜNLER ADDITIONAL PRODUCTS	
KOD CODE	AÇIKLAMA DESCRIPTION	ÜRÜN RESMİ PRODUCT IMAGE	H<1200mm L<1000mm	1200mm < H < 2700 mm	1000mm < L < 1400 mm
18.07.02	GIESSE SÜRGÜ SETİ GIESSE BOLT FOR LEAF		1		
07.21.02	GIESSE KÖŞE DÖNME PARÇASI GIESSE CORNER DRIVE				2
07.09.07	GIESSE AYARLI PİM KARŞILIĞI GIESSE ADJUSTABLE SINGLE STRIKER				2
07.09.08	GIESSE ARKA KİLİTLEME GIESSE BURGLAR BOLT			1	

***Giesse kol ve kilitleme aksesuarları 25 I 07 tij profili ile kullanılmalıdır.
Giesse handle and locking accessories should be used with 25 I 07 rod profile

MİMARİ KATALOG ARCHITECTURAL CATALOGUE

Alüminyum Kapı Pencere ve Giydirme Cephe Sistemleri
Aluminium Door Window and Facade Systems

RWT67

İMALAT DETAYLARI

FABRICATION DETAILS

01

02

03

04

05

06

07

08

09

10

11

12

01

02

03

04

05

06

07

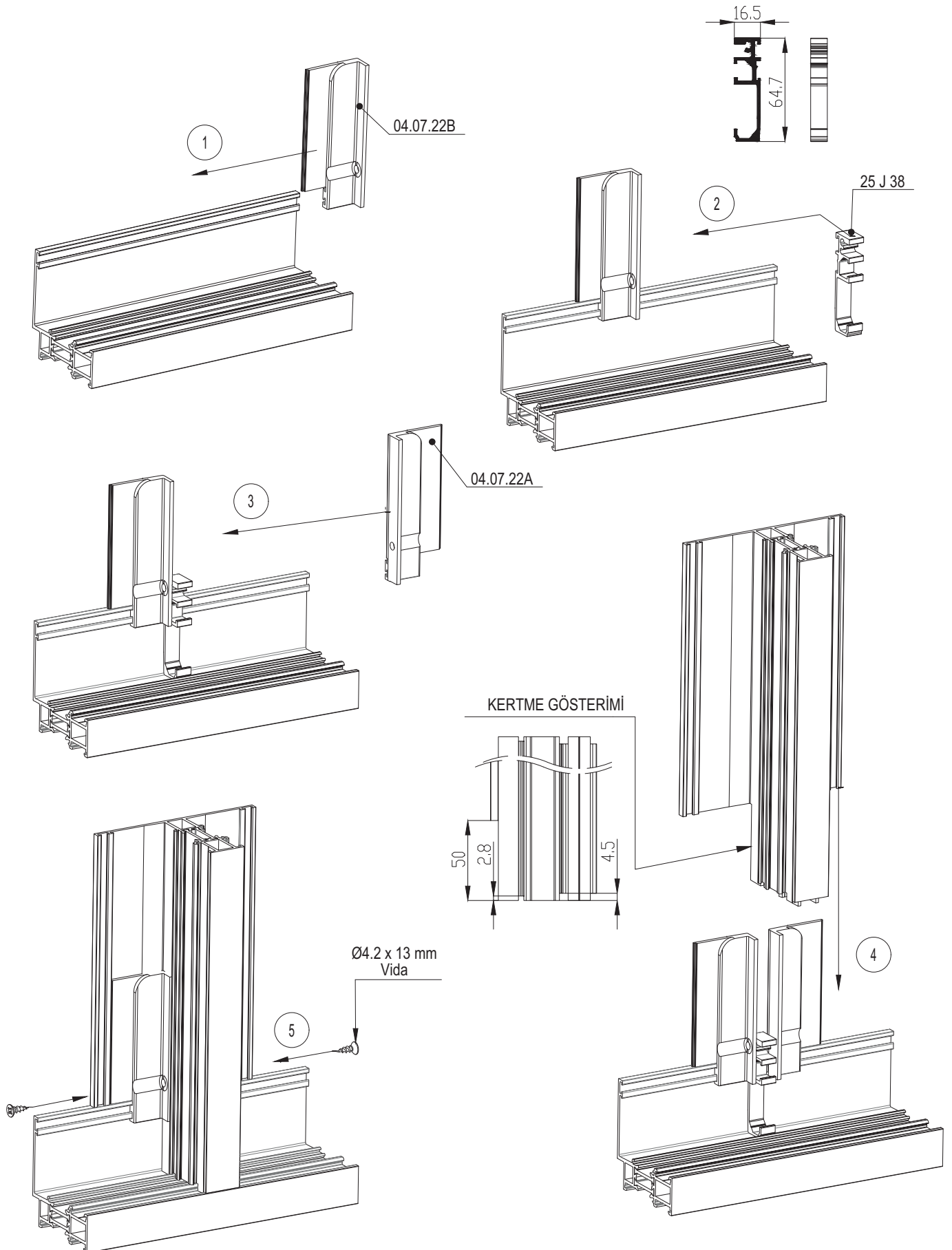
08

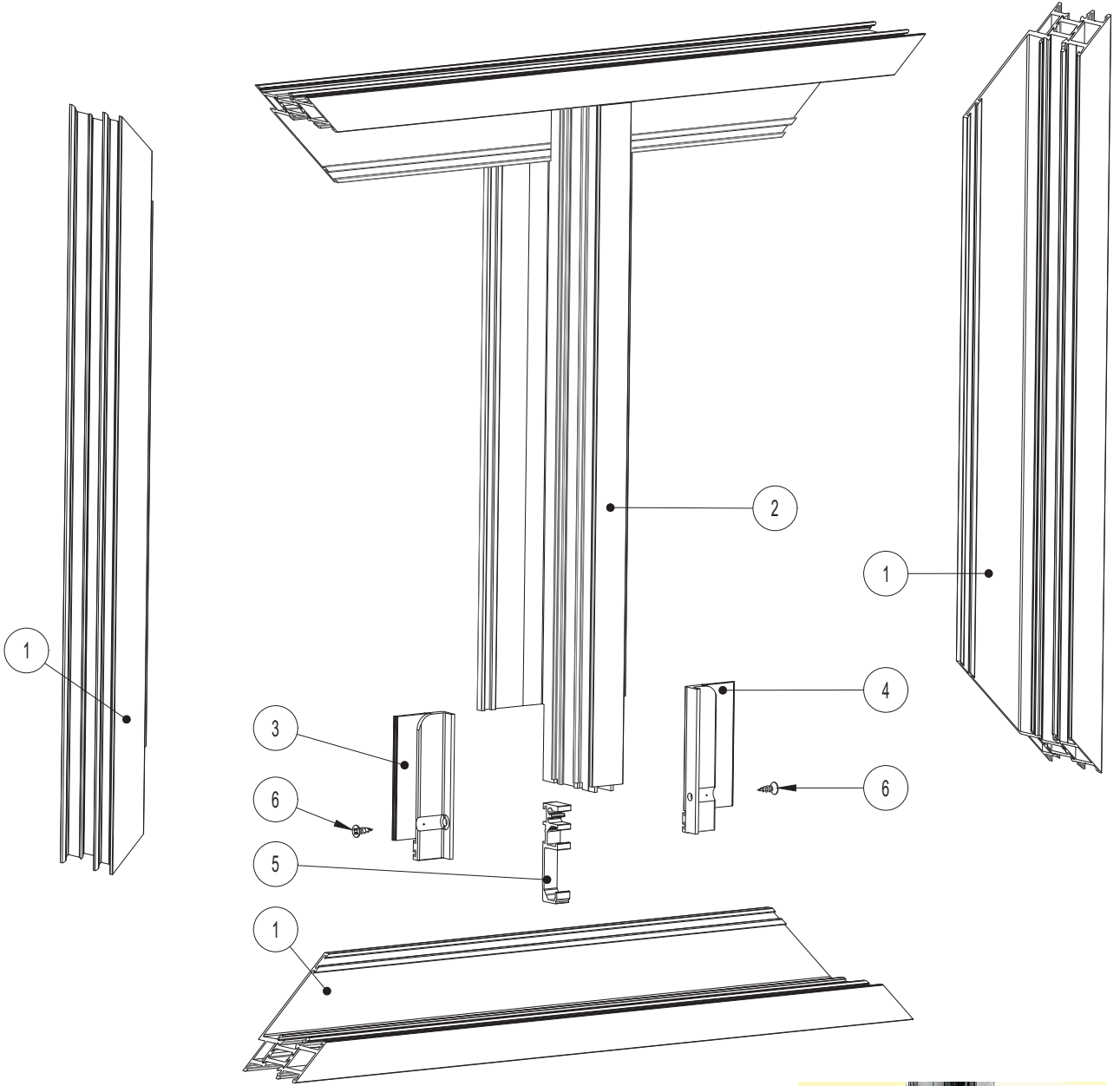
09

10


11

12





PARÇA NO PIECE NUMBER	KOD CODE	TANIM DESCRIPTION	MİKTAR QUANTITY	MALZEME MATERIAL
1	AT67F01	KASA PROFİLİ FRAME PROFILE	4	ALÜMİNYUM ALUMINIUM
2	AT67M02	ORTA KAYIT PROFİLİ MULLION PROFILE	1	ALÜMİNYUM ALUMINIUM
3	04.07.22B	BAĞLANTI PARÇASI (SAĞ) CONNECTION PIECE (RIGHT)	2	PVC
4	04.07.22A	BAĞLANTI PARÇASI (SOL) CONNECTION PIECE (LEFT)	2	PVC
5	25 J 38	ORTA KAYIT BAĞLANTI PARÇASI MULLION CONNECTION PIECE	2	ALÜMİNYUM ALUMINIUM
6	Ø 4,2 x 13 mm	VİDA SCREW	2	



01

02

03

04

05

06

07

08

09

10

11

12

01

02

03

04

05

06

07

08

09

10

11

12

