
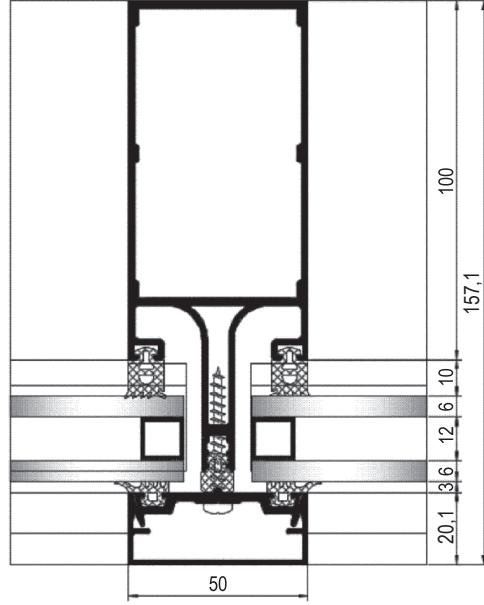



MİMARİ KATALOG ARCHITECTURAL CATALOGUE

Alüminyum Kapı Pencere ve Giydirme Cephe Sistemleri
Aluminium Window Doors and Facade Systems



R50



TEKNİK ÖZELLİKLERİ / TECHNICAL PROPERTIES

PROFİL GENİŞLİĞİ / PROFILE WIDTH	50 mm
DİKME DERİNLİKLERİ / MULLION DEPTHS	min. 80mm - max. 200mm
KAYIT DERİNLİKLERİ / TRANSOM DEPTHS	min. 30mm - max. 146mm
PROFİL ET KALINLIĞI / PROFILE WALL THICKNESS	1,6/ 1,8/ 2/ 2,2/ 2,5/ 3 mm
MAX. CAM KALINLIĞI / MAX. GLASS THICKNESS	36mm
ISI BARIYERLERİ / THERMAL INSULATION BAR	14,8mm

KULLANIM SEÇENEKLERİ / APPLICATION ALTERNATIVES

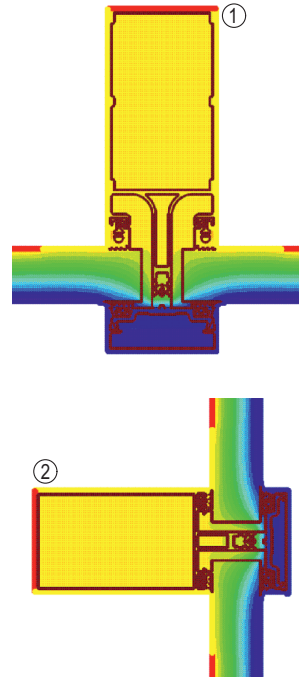
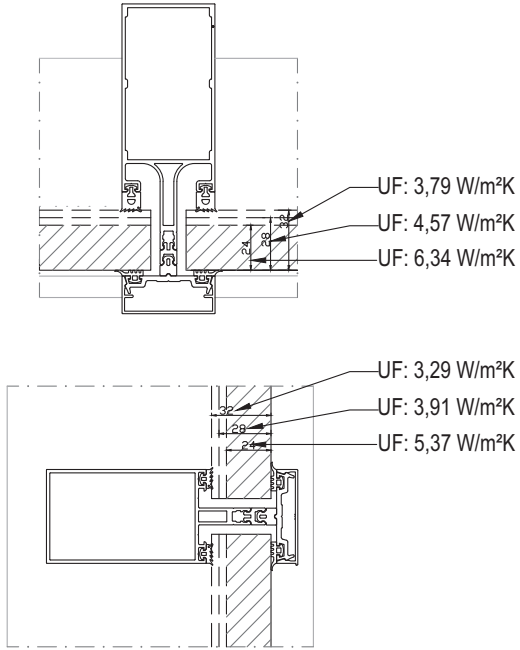
KAPAKLI CEPHE / FACADE WITH CAP	•
SİLİKON CEPHE / STRUCTURAL GLAZING	•
YARI KAPAKLI CEPHE / TWO SIDE	•
DIŞA AÇILIM GİZLİ KANAT / OUTWARD OPENING HIDDEN VENT	•

HAVA GEÇİRGENLİĞİ - EN 12152 (AIR PERMEABILITY)	1 (150 Pa)	2 (300 Pa)	3 (450 Pa)	4 (600 Pa)	
SU SIZDIRMAZLIĞI - EN 12154 (WATERTIGHTNESS)	R4 (150 Pa)	R5 (300 Pa)	R6 (450 Pa)	R7 (600 Pa)	RE... (600+ Pa)
RÜZGAR YÜKÜNE DAYANIM - EN 13830 (RESISTANCE TO WIND LOAD)	± 1200 Pa				
KAPAKLI SİSTEM UF DEĞERİ - EN 10077-2 (THERMAL INSULATION VALUE)	2,76-4,54 W/M²K				
KASETLİ SİSTEM UF DEĞERİ - EN 10077-2 (THERMAL INSULATION VALUE)	3,19 W/M²K				

ISI YALITIM DEĞERLERİ (UF) / THERMAL INSULATION VALUE (UF):

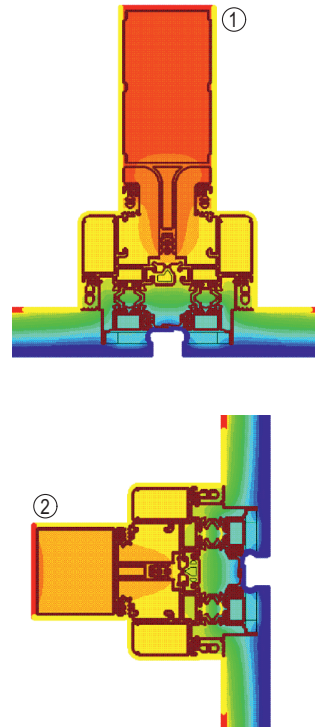
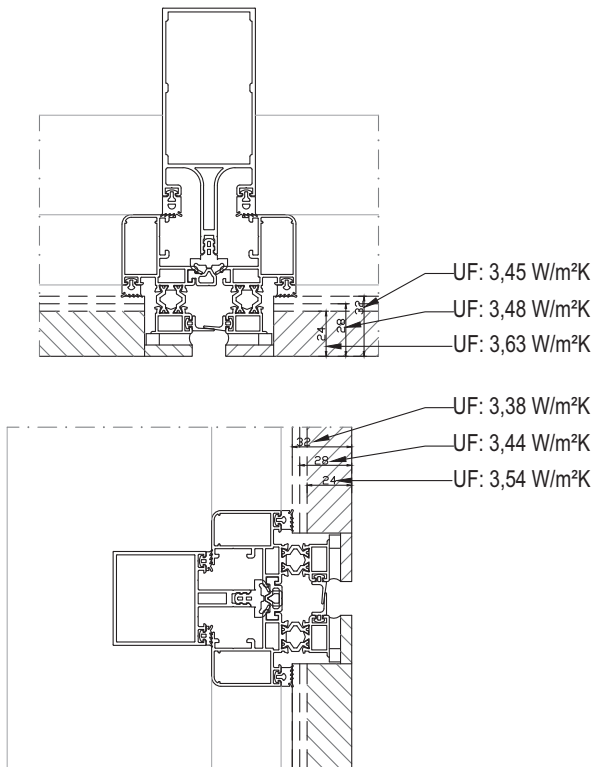
KAPAKLI CEPHE (CURTAIN WALL WITH CAPE)

Cam Kalınlıkları (glass thickness) : min. 18mm - max. 40mm



SİLİKON CEPHE (CURTAIN WALL WITH STRUCTURAL CELLS)

Cam Kalınlıkları (glass thickness) : min. 18mm - max. 40mm



01

02

03

04

05

06

MİMARİ KATALOG

ARCHITECTURAL CATALOGUE

Alüminyum Kapı Pencere ve Giydirme Cephe Sistemleri
Aluminium Window Doors and Facade Systems

R50

PROFİLLER

PROFILES

01


02

03

04

05

06

KOD / CODE	AĞIRLIK (kg/m) / WEIGHT	Jxx cm ⁴	Jyy cm ⁴	Wx cm ³	Wy cm ³	L m	
R50 M 01	1,956	76,277	22,984	12,871	9,194	6	
R50 M 02	2,159	124,204	27,739	18,301	11,095	6	

01

02

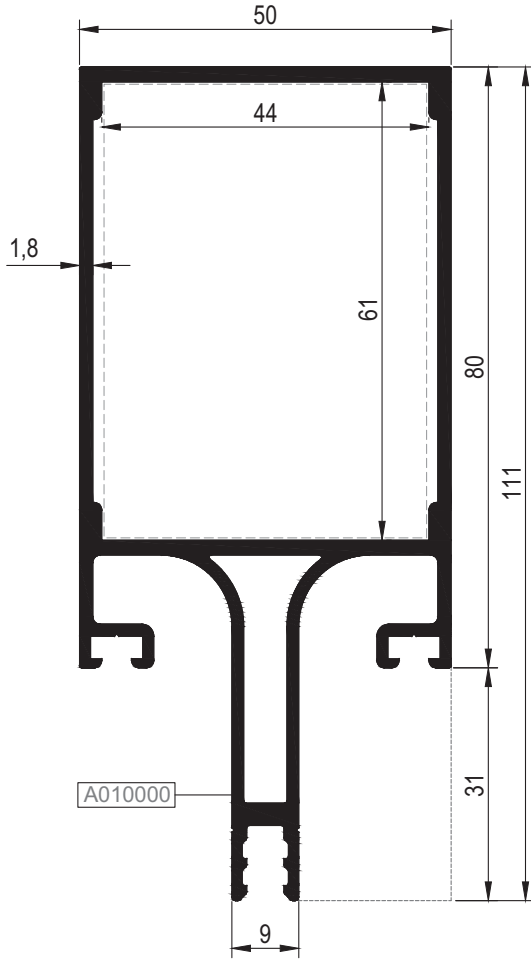
03

04

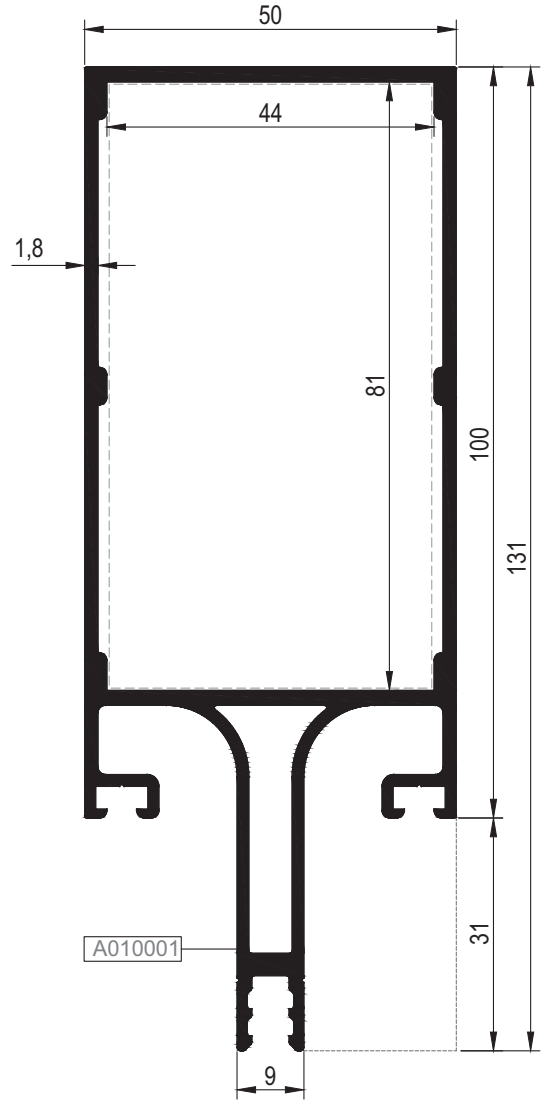
05


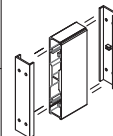

06

R50 M 01

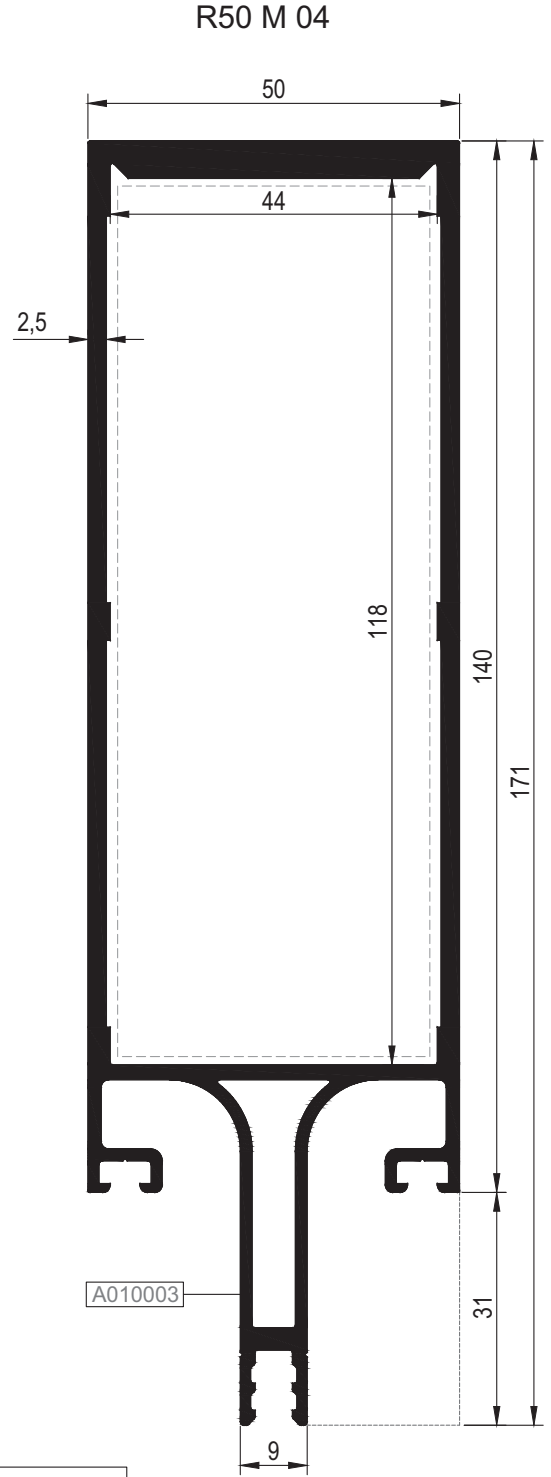
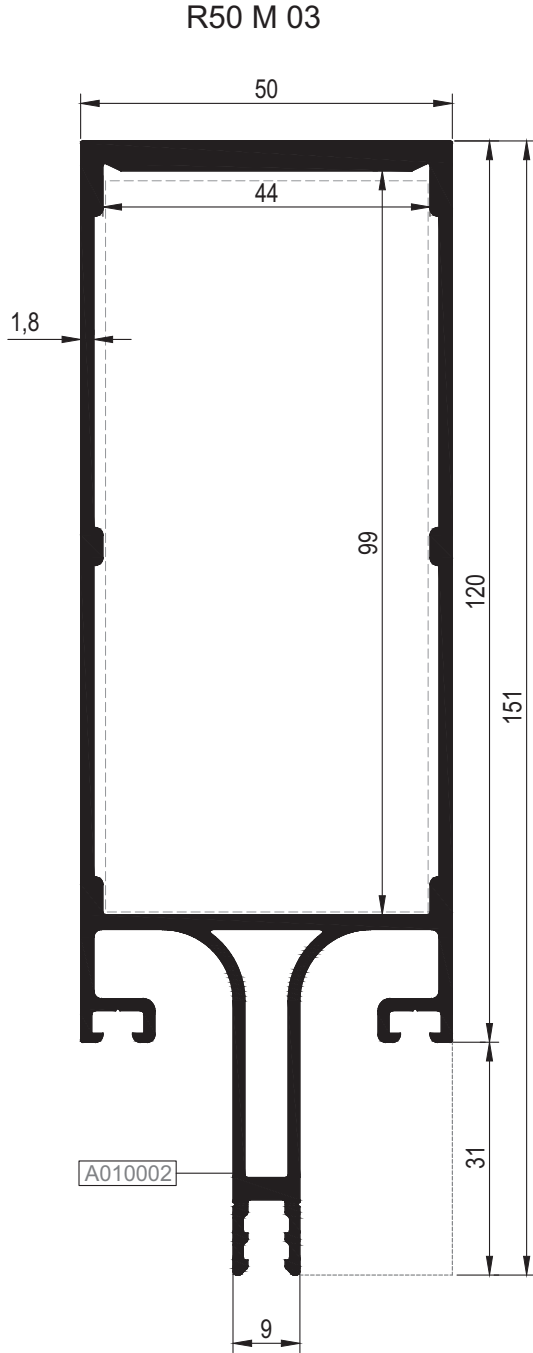


R50 M 02



Nr	DÜŞEY BAĞLANTI PROFİLİ / MULLION CONNECTION PROFILE			KESİM ÖLÇÜSÜ CUTTING SIZE	DÜŞEY BAĞLANTI KAPAGI MULLION CONNECTION CAP	
	PROFİL KODU / PROFILE CODE	AKSESUAR KODU / ACCESSORY CODE				
R50 M 01	A010000	R50 C 22	06.02.01	 54,5 mm	04.10.38	
R50 M 02	A010001	R50 C 22	06.02.02	 74,5 mm	04.10.38	

KOD / CODE	AĞIRLIK (kg/m) / WEIGHT	Jxx cm ⁴	Jyy cm ⁴	Wx cm ³	Wy cm ³	L m	
R50 M 03	2,608	229,394	33,599	27,547	13,439	6	
R50 M 04	3,318	362,158	45,975	37,408	18,390	6	



Nr	DÜŞEY BAĞLANTI PROFİLİ / MULLION CONNECTION PROFILE			KESİM ÖLÇÜSÜ CUTTING SIZE	DÜŞEY BAĞLANTI KAPAĞI MULLION CONNECTION CAP
	PROFİL KODU / PROFILE CODE	AKSESUAR KODU / ACCESSORY CODE			
R50 M 03	A010002	R50 C 22	06.02.03	92,5 mm	04.10.38
R50 M 04	A010003	R50 C 22	06.02.04	111,5 mm	04.10.38

01


02

03

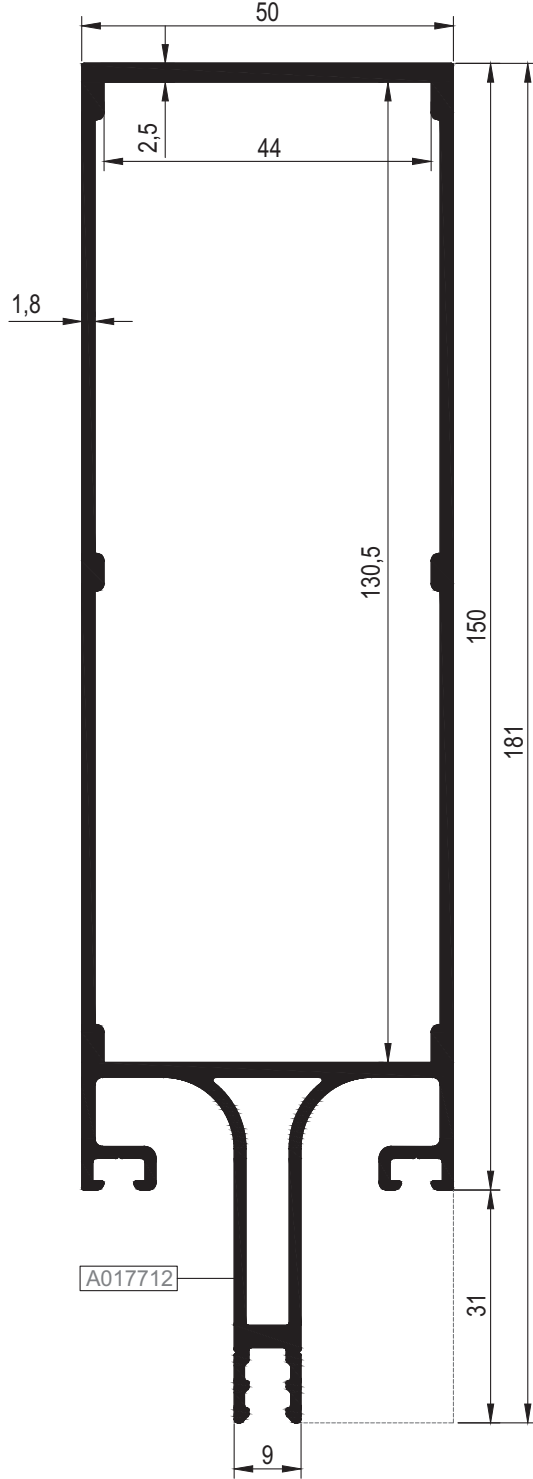
04

05

06

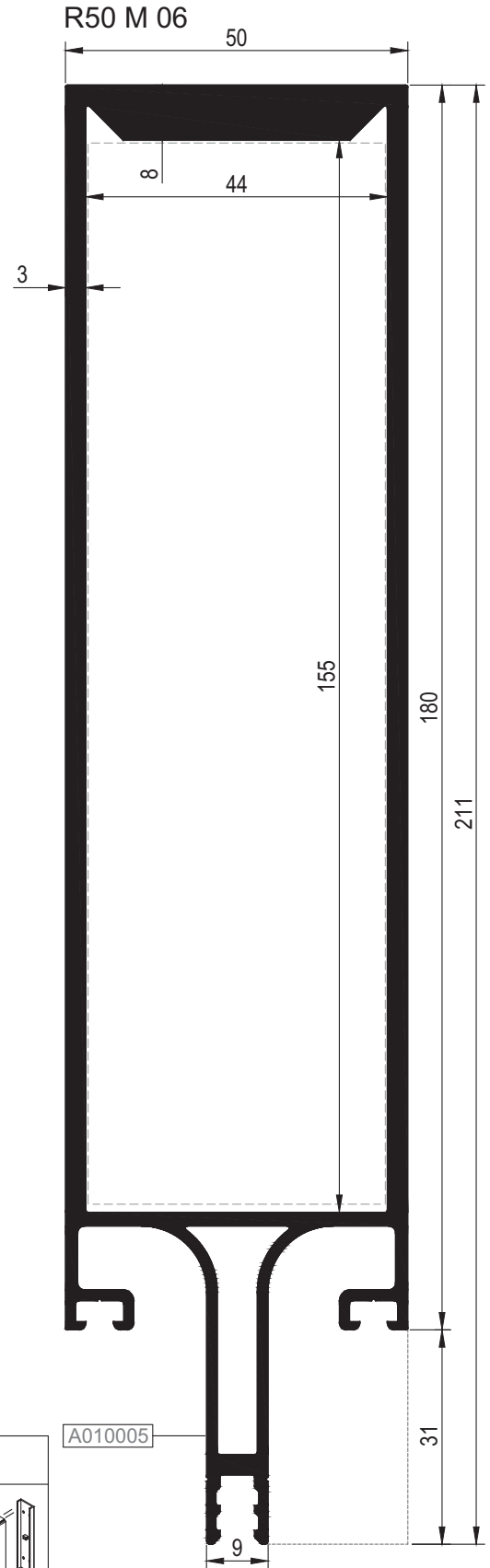
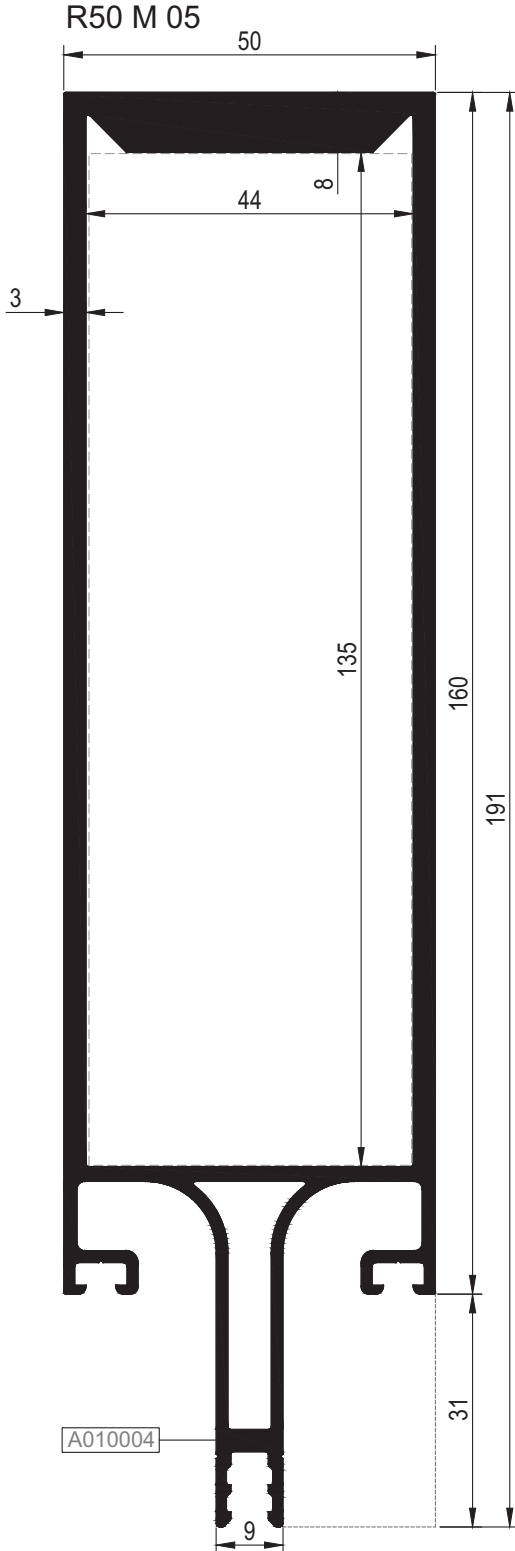
KOD / CODE	AĞIRLIK (kg/m) / WEIGHT	Jxx cm ⁴	Jyy cm ⁴	Wx cm ³	Wy cm ³	L m	
R50 M 39	2,712	331,300	38,640	36,10	15,44	6	

R50 M 39



Nr	DÜŞEY BAĞLANTI PROFİLİ / MULLION CONNECTION PROFILE		KESİM ÖLÇÜSÜ CUTTING SIZE	DÜŞEY BAĞLANTI KAPAĞI MULLION CONNECTION CAP
	PROFİL KODU / PROFILE CODE	AKSESUAR KODU / ACCESSORY CODE		
R50 M 39	A017712	R50 C 22	124 mm	04.10.38

KOD / CODE	AĞIRLIK (kg/m) / WEIGHT	Jxx cm ⁴	Jyy cm ⁴	Wx cm ³	Wy cm ³	L m	
R50 M 05	4,208	572,600	58,900	50,722	23,560	6	
R50 M 06	4,534	757,666	65,536	61,561	26,214	6	



Nr	DÜŞEY BAĞLANTI PROFİLİ / MULLION CONNECTION PROFILE		KESİM ÖLÇÜSÜ CUTTING SIZE	DÜŞEY BAĞLANTI KAPAĞI MULLION CONNECTION CAP
	PROFİL KODU / PROFILE CODE	AKSESUAR KODU / ACCESSORY CODE		
R50 M 05	A010004	R50 C 22 06.02.05	128,5 mm	04.10.38
R50 M 06	A010005	R50 C 22 06.02.06	148,5 mm	04.10.38

01

02

03

04

05

06

KOD / CODE	AĞIRLIK (kg/m) / WEIGHT	Jxx cm ⁴	Jyy cm ⁴	Wx cm ³	Wy cm ³	L m	
R50 M 29	3,332	470,432	47,371	45,077	18,948	6	
R50 M 26	4,976	1007,142	72,877	76,770	29,151	6	

01

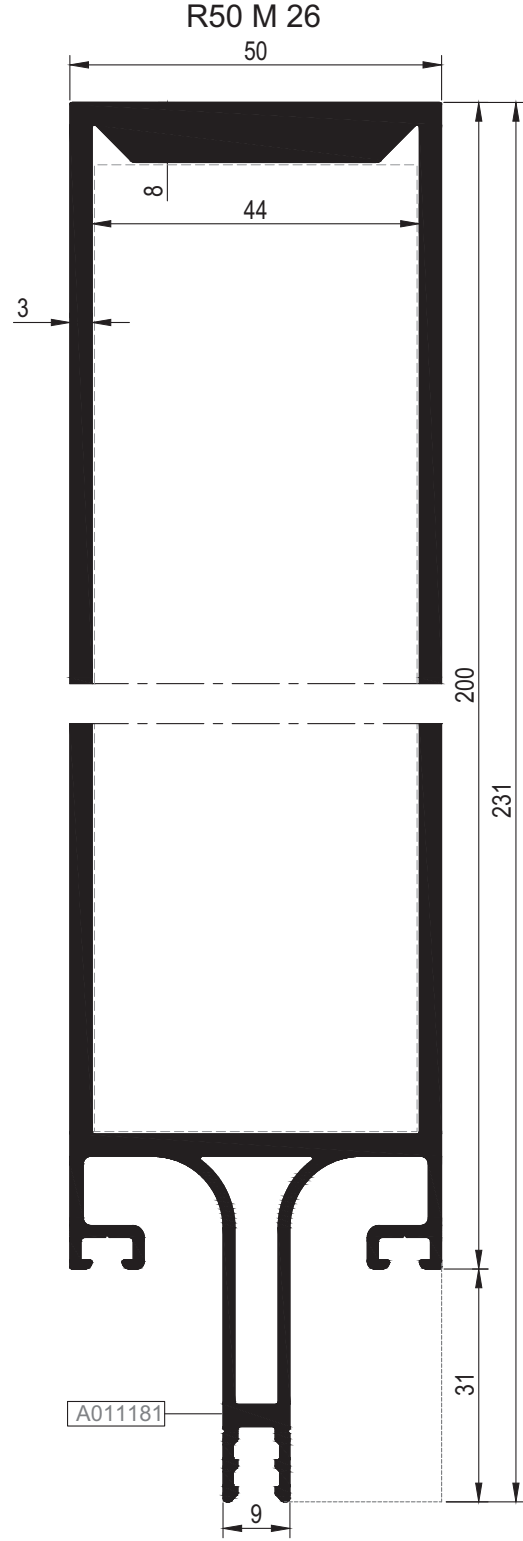
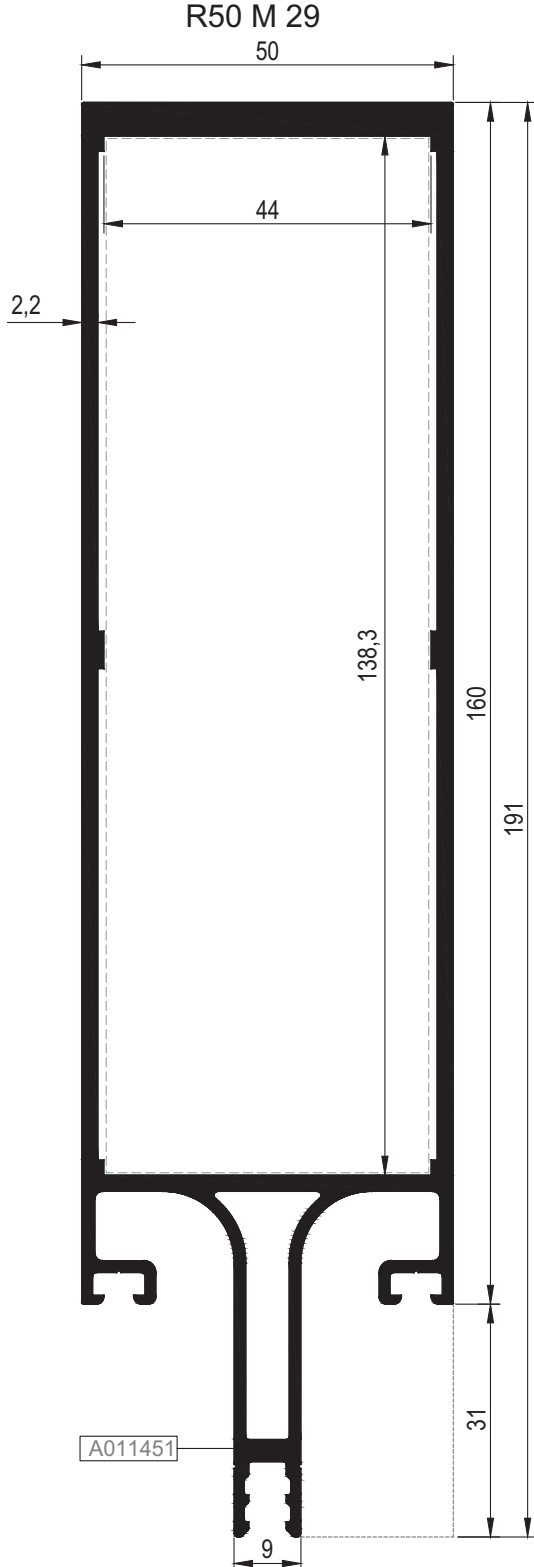
02



03

04

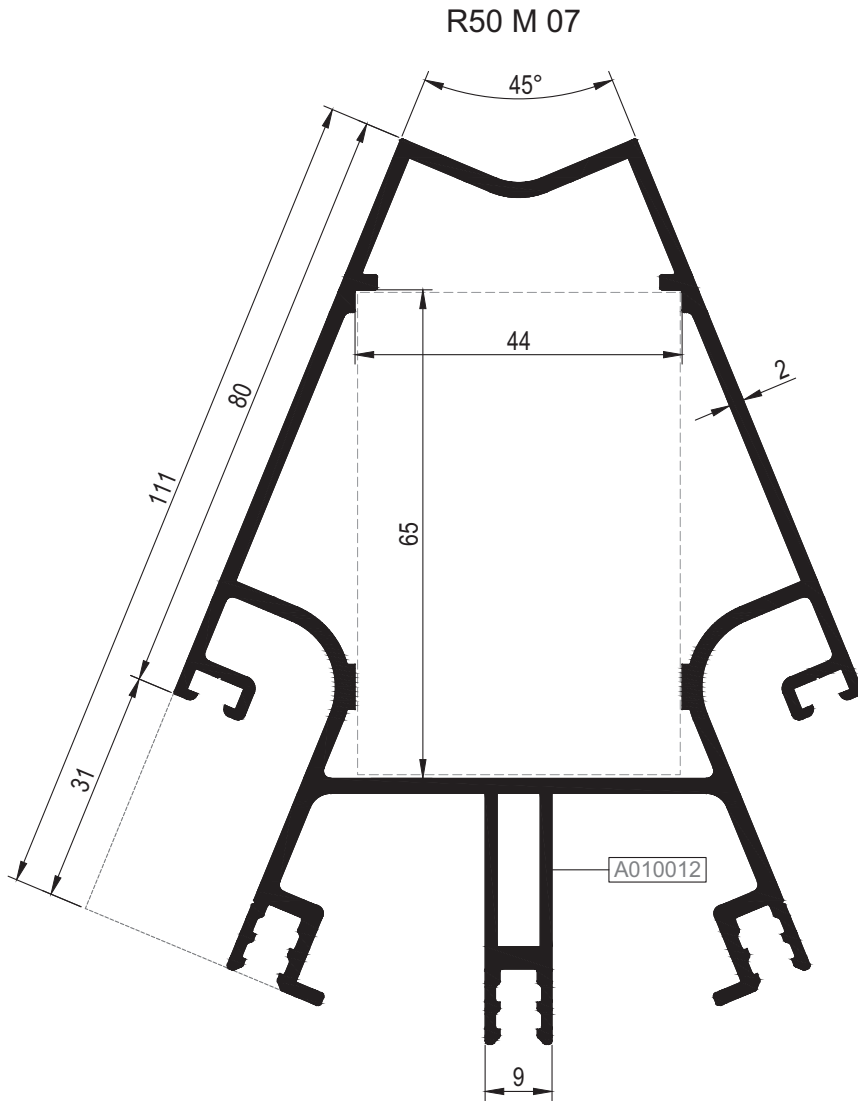
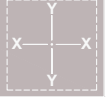
05

06



Nr	DÜŞEY BAĞLANTI PROFİLİ / MULLION CONNECTION PROFILE			KESİM ÖLÇÜSÜ CUTTING SIZE	DÜŞEY BAĞLANTI KAPAĞI MULLION CONNECTION CAP
	PROFİL KODU / PROFILE CODE	AKSESUAR KODU / ACCESSORY CODE			
R50 M 29	A011451	R50 C 22	06.02.18	 131,8 mm	04.10.38
R50 M 26	A011181	R50 C 22	06.02.17	 167,3 mm	04.10.38

KOD / CODE	AĞIRLIK (kg/m) / WEIGHT	Jxx cm ⁴	Jyy cm ⁴	Wx cm ³	Wy cm ³	L m	
R50 M 07	2,758	119,572	72,419	17,692	15,631	6	



01

02


03

04

05

06

Nr	DÜŞEY BAĞLANTI PROFİLİ / MULLION CONNECTION PROFILE		KESİM ÖLÇÜSÜ CUTTING SIZE	DÜŞEY BAĞLANTI KAPAĞI MULLION CONNECTION CAP
	PROFİL KODU / PROFILE CODE	AKSESUAR KODU / ACCESSORY CODE		
R50 M 07	A010012	R50 C 22	06.02.07	58,5 mm
				04.10.38

KOD / CODE	AĞIRLIK (kg/m) / WEIGHT	Jxx cm ⁴	Jyy cm ⁴	Wx cm ³	Wy cm ³	L m	
R50 M 09	3,472	331,169	123,652	38,867	24,566	6	

01

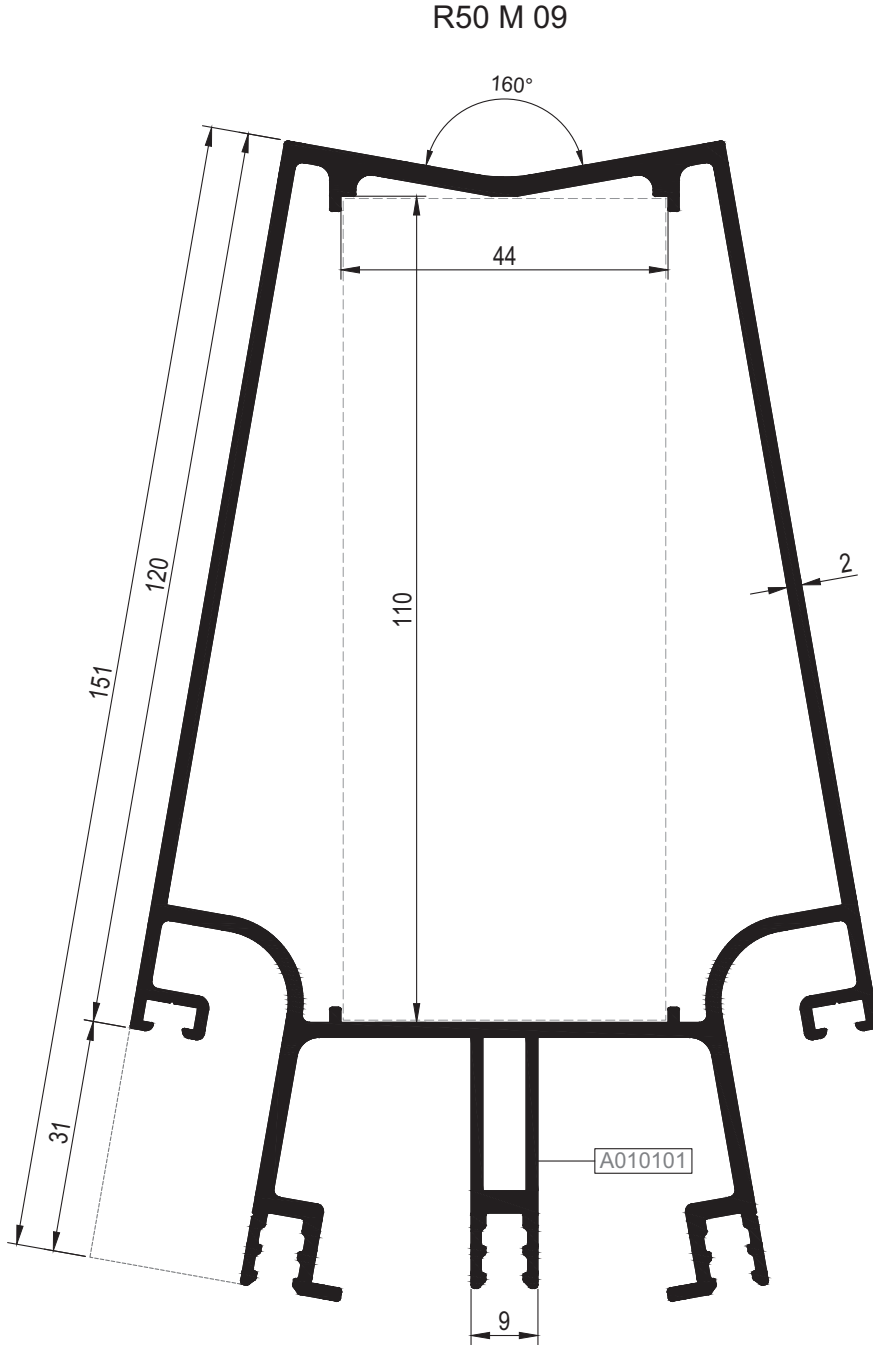
02



03

04

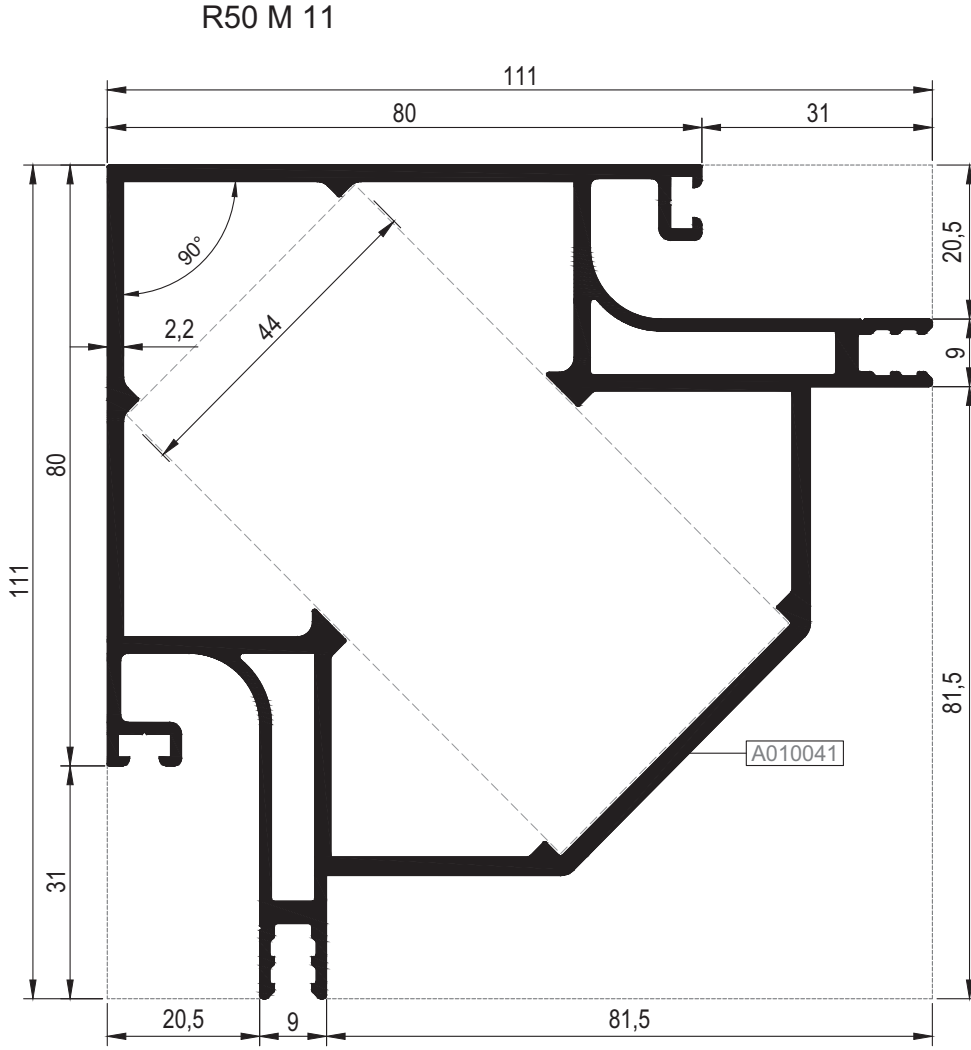
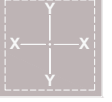
05

06



Nr	DÜŞEY BAĞLANTI PROFİLİ / MULLION CONNECTION PROFILE			KESİM ÖLÇÜSÜ CUTTING SIZE	DÜŞEY BAĞLANTI KAPAĞI MULLION CONNECTION CAP
	PROFİL KODU / PROFILE CODE	AKSESUAR KODU / ACCESSORY CODE			
R50 M 09	A010101	R50 C 22	06.02.09	 103,5 mm	04.10.38 

KOD / CODE	AĞIRLIK (kg/m) / WEIGHT	Jxx cm ⁴	Jyy cm ⁴	Wx cm ³	Wy cm ³	L m
R50 M 11	3,225	134,445	134,445	21,055	21,055	6



01

02

03

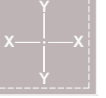
04

05

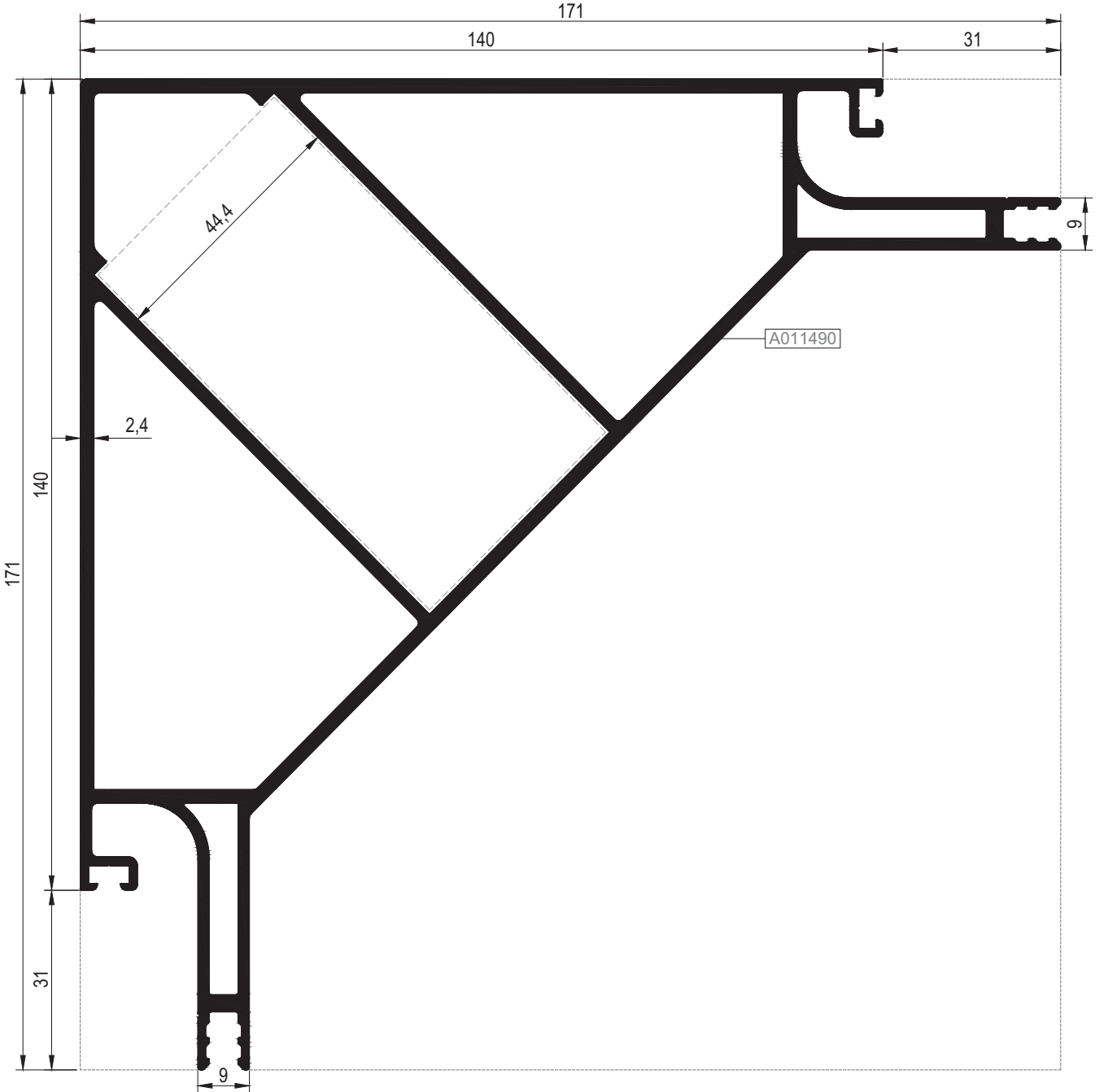
06

Nr	DÜŞEY BAĞLANTI PROFİLİ / MULLION CONNECTION PROFILE		KESİM ÖLÇÜSÜ CUTTING SIZE	DÜŞEY BAĞLANTI KAPAĞI MULLION CONNECTION CAP
	PROFİL KODU / PROFILE CODE	AKSESUAR KODU / ACCESSORY CODE		
R50 M 11	A010041	R50 C 22	06.02.11	76,6 mm


KOD / CODE	AĞIRLIK (kg/m) / WEIGHT	Jxx cm ⁴	Jyy cm ⁴	Wx cm ³	Wy cm ³	L m	
R50 M 30	5,200	466,584	466,584	41,390	41,389	6	



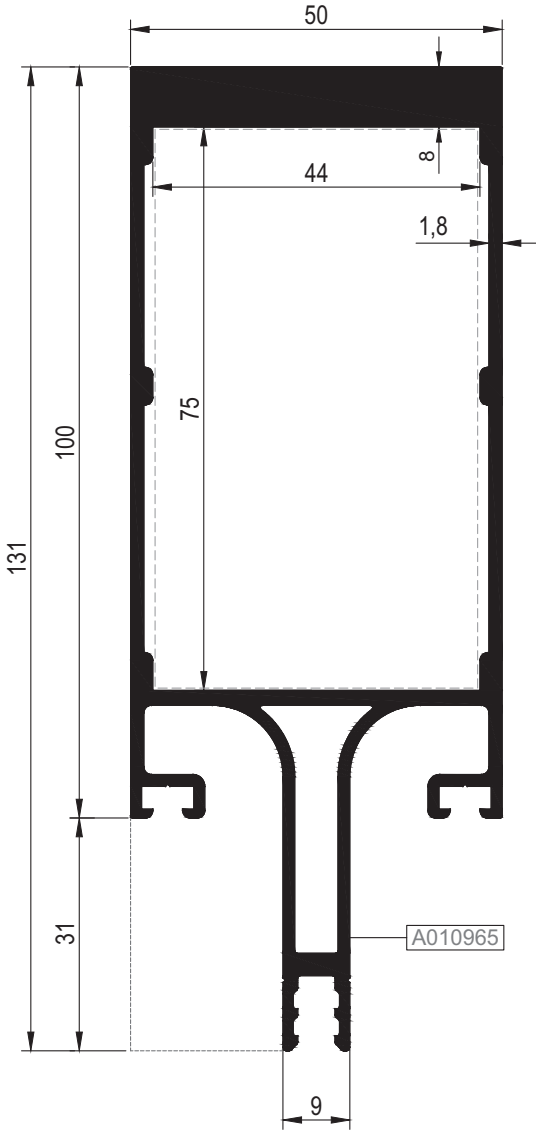
R50 M 30



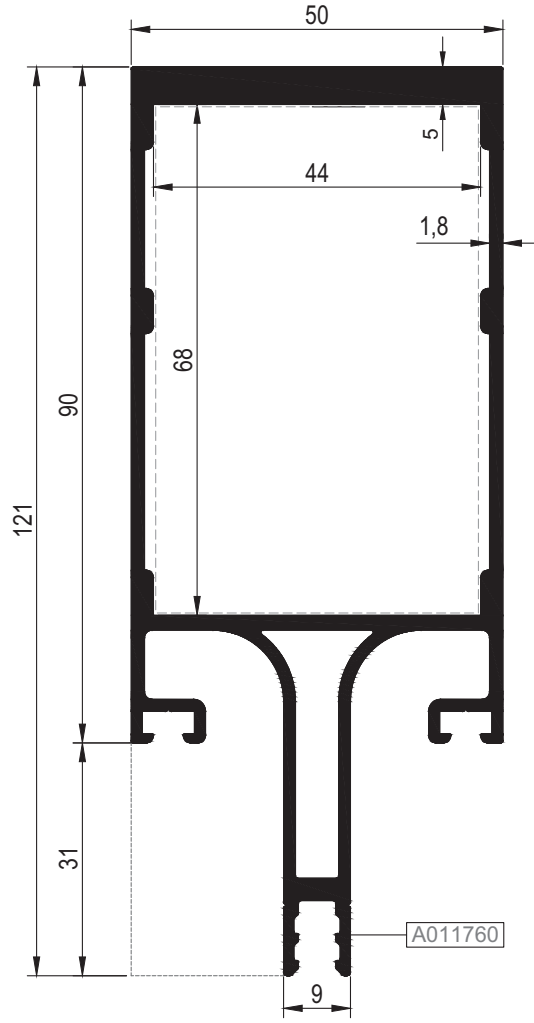
Nr	DÜŞEY BAĞLANTI PROFİLİ / MULLION CONNECTION PROFILE		KESİM ÖLÇÜSÜ CUTTING SIZE	DÜŞEY BAĞLANTI KAPAĞI MULLION CONNECTION CAP
	PROFİL KODU / PROFILE CODE	AKSESUAR KODU / ACCESSORY CODE		
R50 M 30	A011490	R50 C 22	06.02.19	04.10.38

KOD / CODE	AĞIRLIK (kg/m) / WEIGHT	Jxx cm ⁴	Jyy cm ⁴	Wx cm ³	Wy cm ³	L m	
R50 M 19	2,915	193,445	32,734	23,347	13,093	6	
R50 M 35	2,459	133,094	28,510	18,459	11,404	6	

R50 M 19



R50 M 35



01

02


03

04

05

06

Nr	DÜŞEY BAĞLANTI PROFİLİ / MULLION CONNECTION PROFILE			KESİM ÖLÇÜSÜ CUTTING SIZE	DÜŞEY BAĞLANTI KAPAGI MULLION CONNECTION CAP
	PROFİL KODU / PROFILE CODE	AKSESUAR KODU / ACCESSORY CODE			
R50 M 19	A010965	R50 C 22	06.02.15	68,5 mm	04.10.38
R50 M 35	A011760	R50 C 22	06.02.21	61,5 mm	04.10.38

KOD / CODE	AĞIRLIK (kg/m) / WEIGHT	Jxx cm ⁴	Jyy cm ⁴	Wx cm ³	Wy cm ³	L m	
R50 M 20	1,796	71,665	21,192	12,403	8,477	6	
R50 M 18	1,941	116,818	24,114	17,476	9,646	6	

01

02

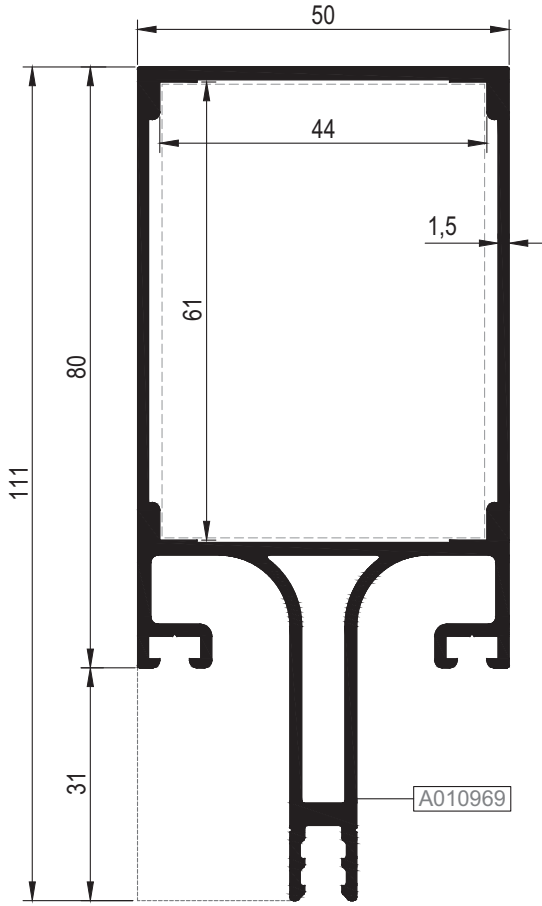
03

04

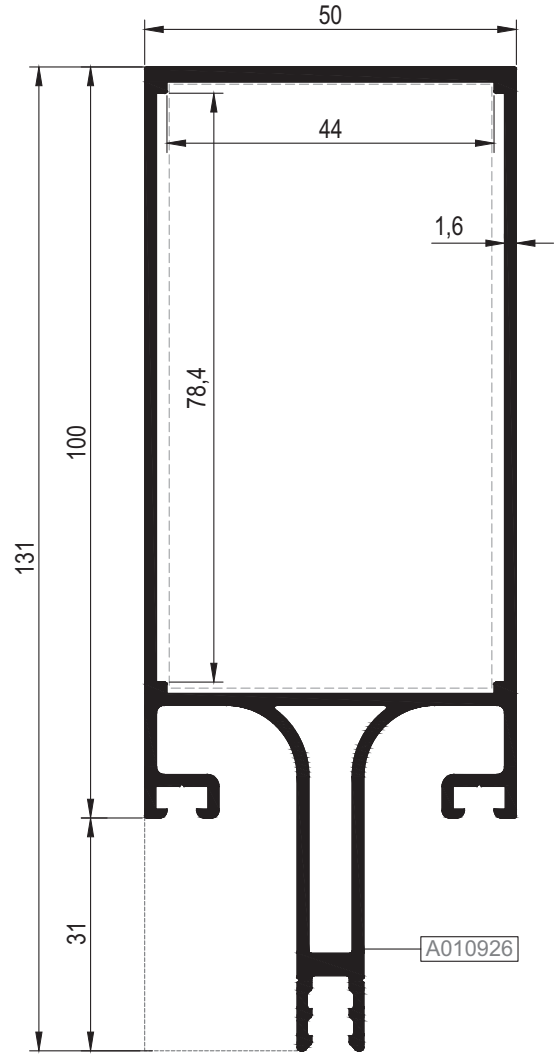
05

06

R50 M 20

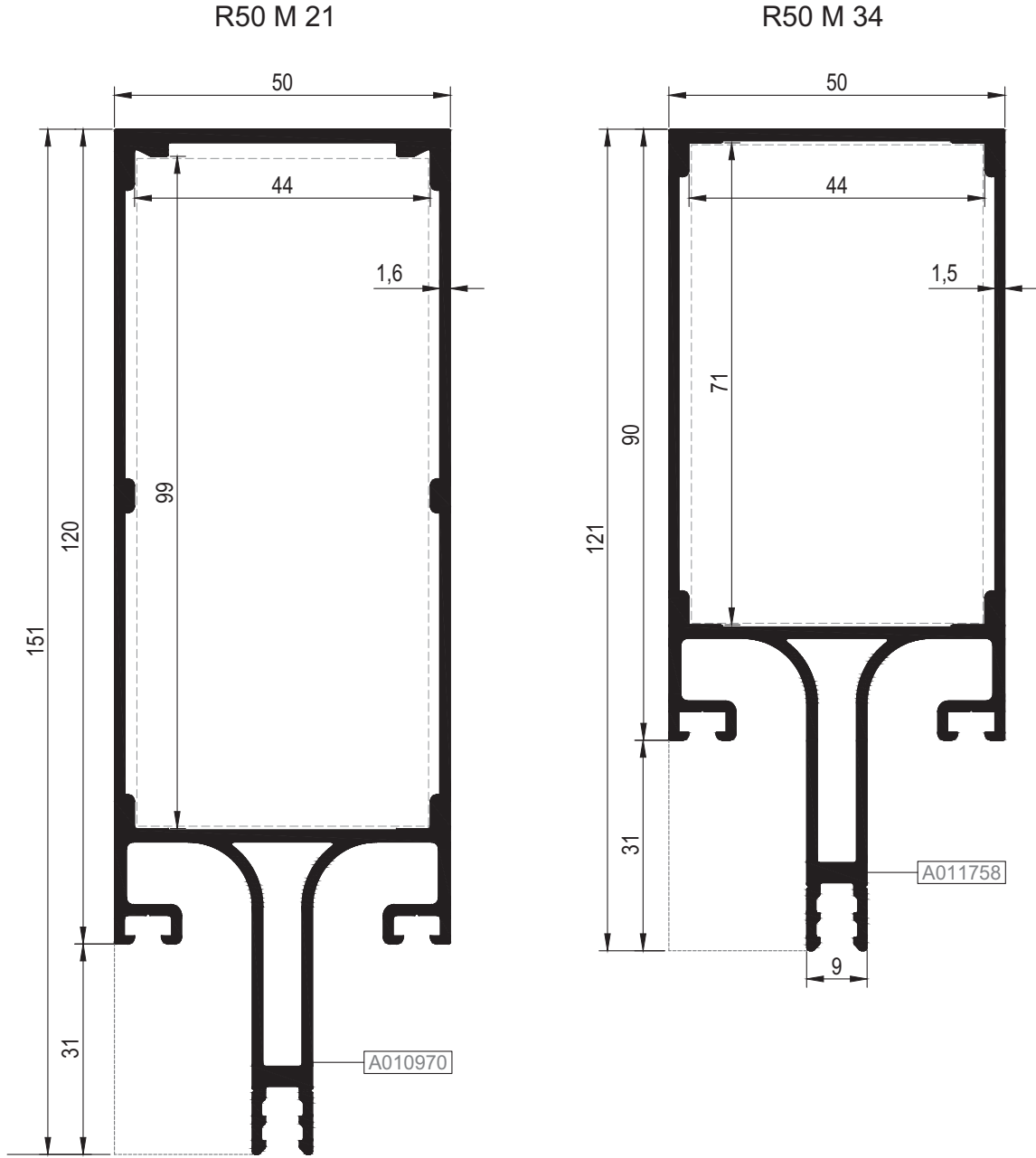


R50 M 18



Nr	DÜŞEY BAĞLANTI PROFİLİ / MULLION CONNECTION PROFILE			KESİM ÖLÇÜSÜ CUTTING SIZE	DÜŞEY BAĞLANTI KAPAĞI MULLION CONNECTION CAP
	PROFİL KODU / PROFILE CODE	AKSESUAR KODU / ACCESSORY CODE			
R50 M 20	A010969	R50 C 22	06.02.01	54,5 mm	04.10.38
R50 M 18	A010926	R50 C 22	06.02.14	74,9 mm	04.10.38

KOD / CODE	AĞIRLIK (kg/m) / WEIGHT	Jxx cm ⁴	Jyy cm ⁴	Wx cm ³	Wy cm ³	L m	
R50 M 21	2,306	193,516	30,931	24,920	12,373	6	
R50 M 34	1,871	91,933	22,880	18,240	9,152	6	



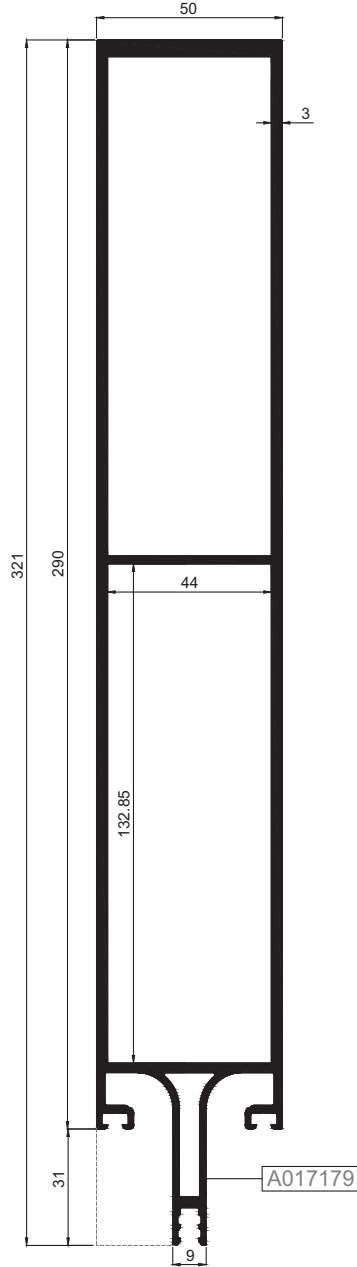
Nr	DÜŞEY BAĞLANTI PROFİLİ / MULLION CONNECTION PROFILE			KESİM ÖLÇÜSÜ CUTTING SIZE	DÜŞEY BAĞLANTI KAPAĞI MULLION CONNECTION CAP
	PROFİL KODU / PROFILE CODE	AKSESUAR KODU / ACCESSORY CODE			
R50 M 21	A010970	R50 C 22	06.02.03	92,5 mm	04.10.38
R50 M 34	A011758	R50 C 22	06.02.20	64,5 mm	04.10.38

KOD / CODE	AĞIRLIK (kg/m) / WEIGHT	Jxx cm ⁴	Jyy cm ⁴	Wx cm ³	Wy cm ³	L m	
R50 M 38	6,394	2286,597	103,421	135,67	41,33	6	



01

R50 M 38



Ölçek/Scale : 1/2

02

03

04

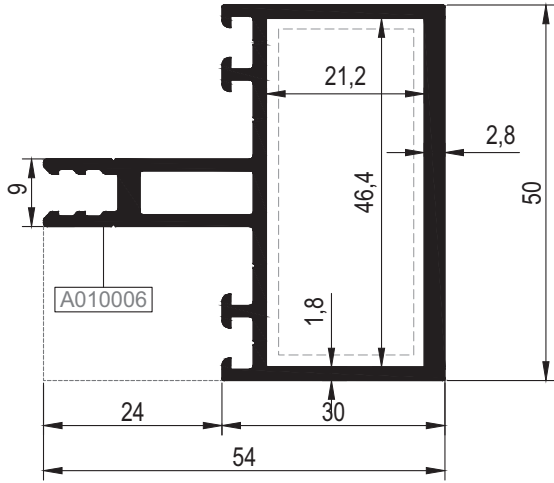
05

06

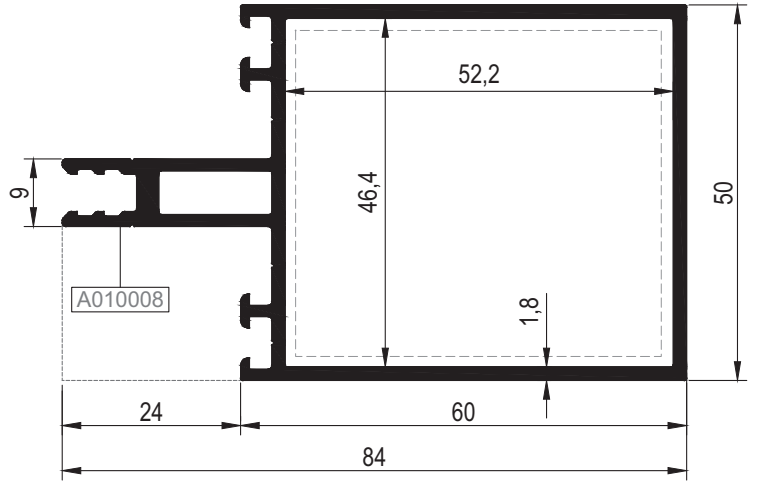
Nr	DÜŞEY BAĞLANTI PROFİLİ / MULLION CONNECTION PROFILE		KESİM ÖLÇÜSÜ CUTTING SIZE	DÜŞEY BAĞLANTI KAPAĞI MULLION CONNECTION CAP
	PROFİL KODU / PROFILE CODE	AKSESUAR KODU / ACCESSORY CODE		
R50 M 38	A017179	R50 C 22	126 mm	04.10.38

KOD / CODE	AĞIRLIK (kg/m) / WEIGHT	Jxx cm ⁴	Jyy cm ⁴	Wx cm ³	Wy cm ³	L m	
R50 T 01	1,237	11,063	10,073	3,221	4,029	6	
R50 T 02	1,288	23,948	14,088	5,890	5,635	6	
R50 T 03	1,384	34,565	16,180	7,683	6,472	6	
R50 T 19	1,485	27,084	17,928	5,819	7,171	6	

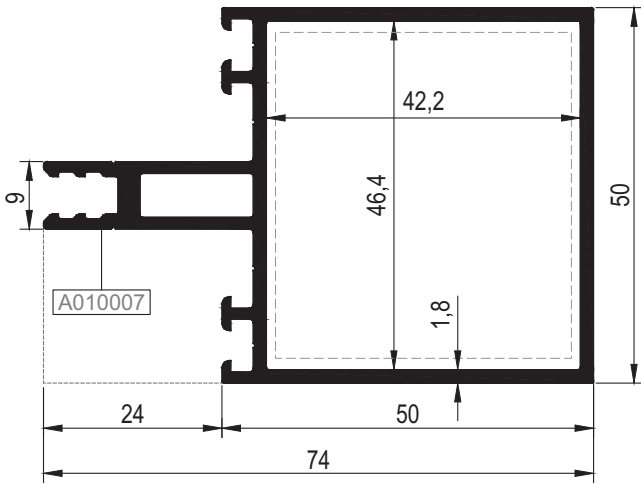
R50 T 01



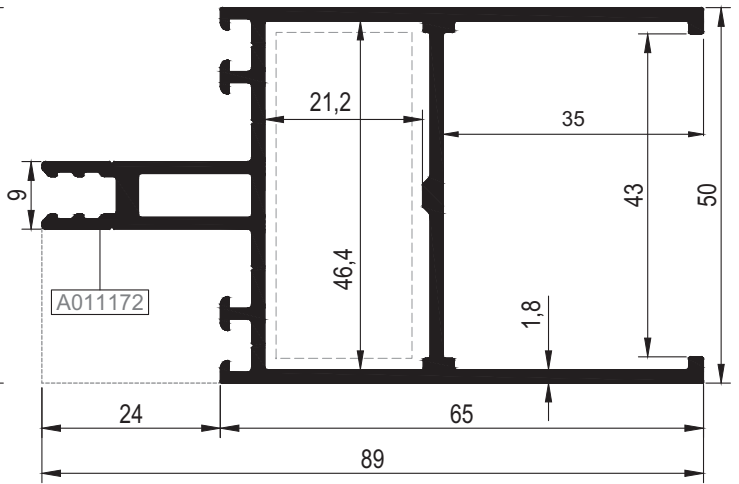
R50 T 03



R50 T 02



R50 T 19



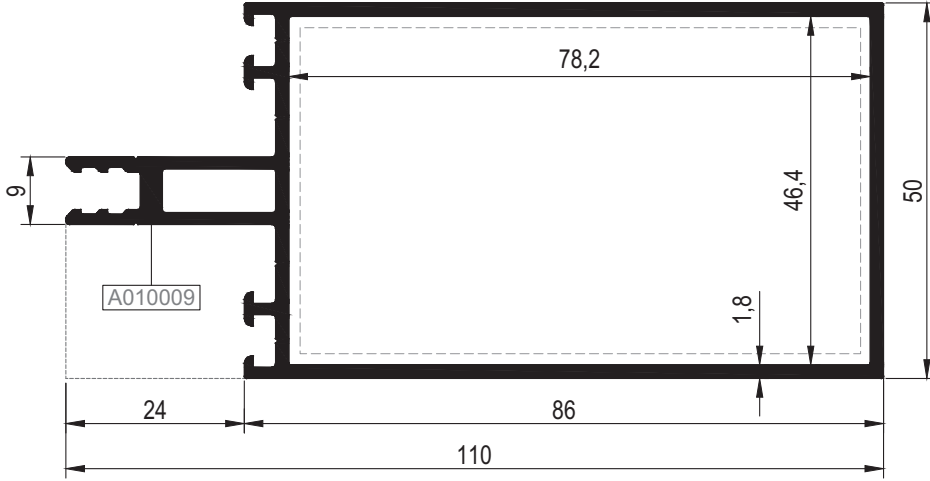
Nr	YATAY BAĞLANTI PROFİLİ / TRANSOM CONNECTION PROFILE				KESİM ÖLÇÜSÜ CUTTING SIZE
	PROFİL KODU / PROFILE CODE	AKSESUAR KODU / ACCESSORY CODE			
R50 T 01	A010006	R50 C 06	05.02.01		20,7 mm
R50 T 02	A010007	R50 C 06	05.02.02		41,9 mm
R50 T 03	A010008	R50 C 06	05.02.03		51,9 mm

Nr	YATAY BAĞLANTI PROFİLİ / TRANSOM CONNECTION PROFILE				KESİM ÖLÇÜSÜ CUTTING SIZE
	PROFİL KODU / PROFILE CODE	AKSESUAR KODU / ACCESSORY CODE			
R50 T 01	A010006	(A010756)	05.03.01		20,9 mm
		(A010757)	05.03.11		20,9 mm
		TPV	04.23.T01		23,0 mm
R50 T 02	A010007	(A010756)	05.03.02		40,9 mm
		(A010757)	05.03.12		41,9 mm
		TPV	04.23.T02		45,0 mm
R50 T 03	A010008	(A010756)	05.03.03		50,9 mm
		(A010757)	05.03.13		51,9 mm
		TPV	04.23.T03		55,0 mm

KOD / CODE	AĞIRLIK (kg/m) / WEIGHT	Jxx cm ⁴	Jyy cm ⁴	Wx cm ³	Wy cm ³	L m	
R50 T 04	1,640	74,423	21,619	13,145	8,648	6	
R50 T 05	1,834	118,723	25,803	18,037	10,321	6	

01

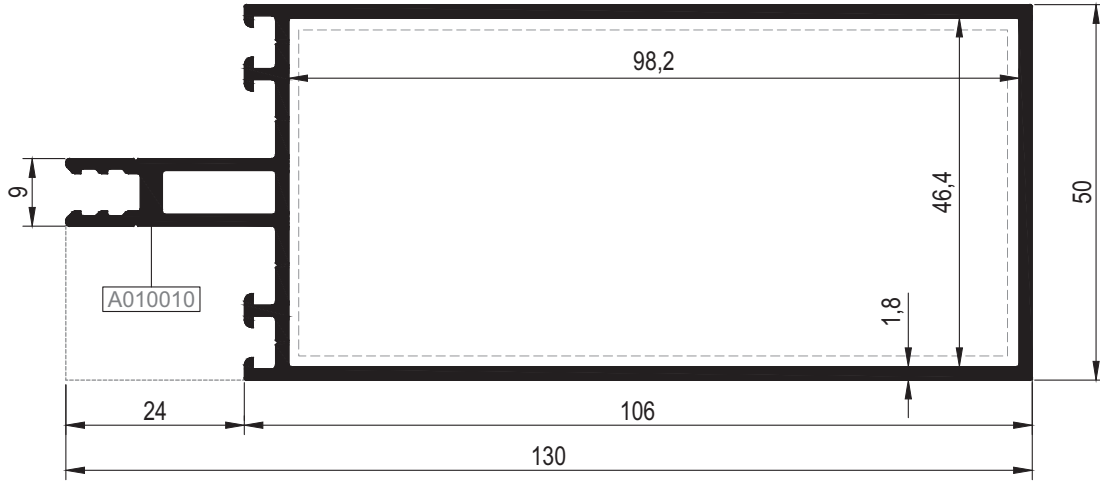
R50 T 04



02

03

R50 T 05



04

05

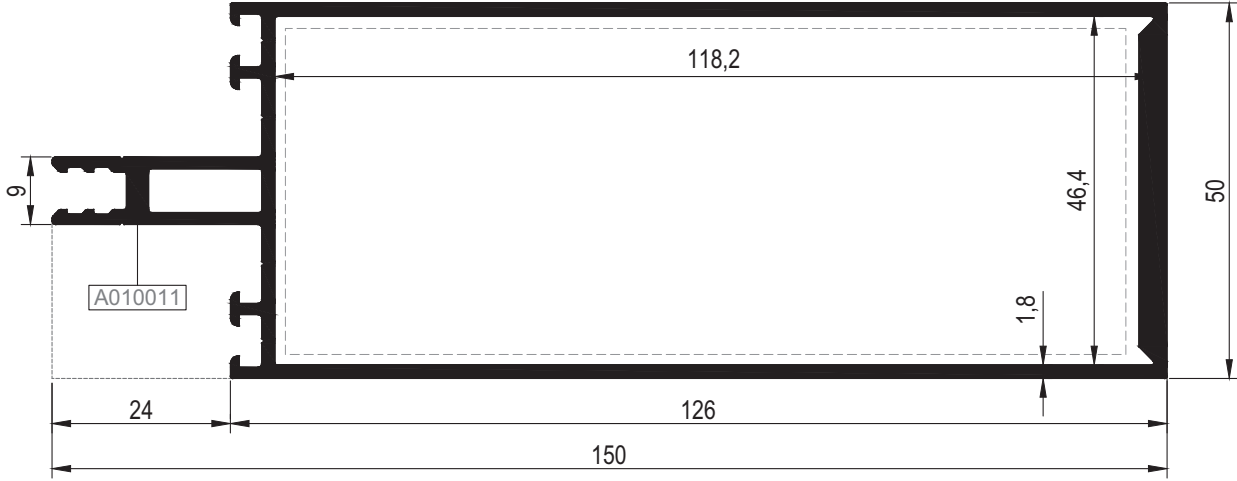
06

Nr	YATAY BAĞLANTI PROFİLİ / TRANSOM CONNECTION PROFILE				KESİM ÖLÇÜSÜ CUTTING SIZE
	PROFİL KODU / PROFILE CODE	AKSESUAR KODU / ACCESSORY CODE			
R50 T 04	A010009	R50 C 06	05.02.04		77,8 mm
R50 T 05	A010010	R50 C 06	05.02.05		97,8 mm

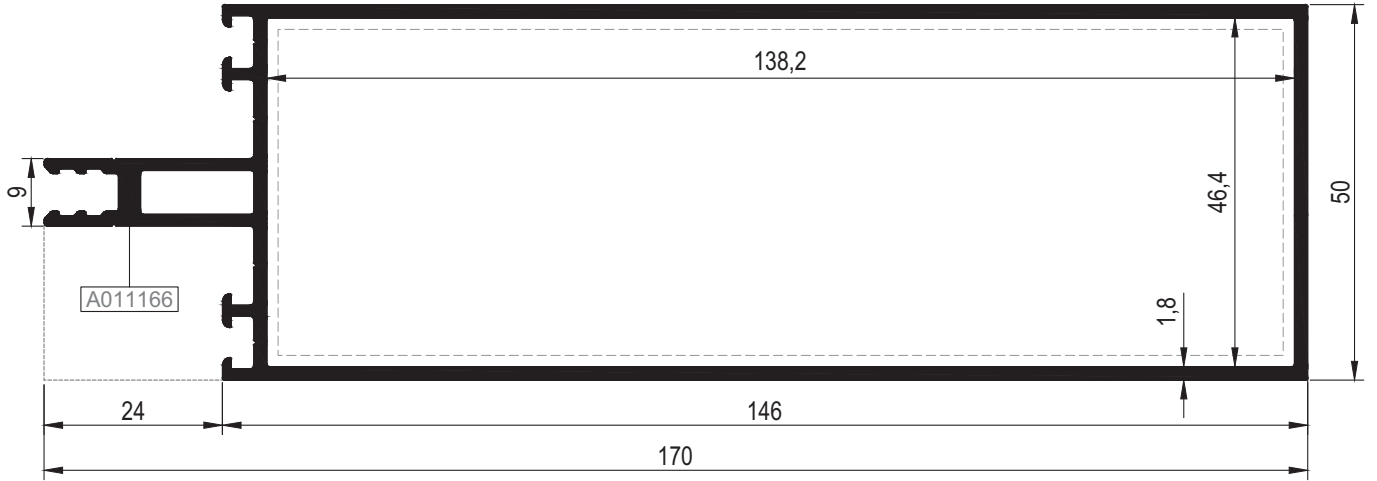
Nr	YATAY BAĞLANTI PROFİLİ / TRANSOM CONNECTION PROFILE				KESİM ÖLÇÜSÜ CUTTING SIZE
	PROFİL KODU / PROFILE CODE	AKSESUAR KODU / ACCESSORY CODE			
R50 T 04	A010009	(A010756)	05.03.04		76,9 mm
		(A010757)	05.03.14		77,8 mm
		TPV	04.23.T04		81,0 mm
R50 T 05	A010010	(A010756)	05.03.05		96,9 mm
		(A010757)	05.03.15		97,8 mm
		TPV	04.23.T05		101,0 mm

KOD / CODE	AĞIRLIK (kg/m) / WEIGHT	Jxx cm ⁴	Jyy cm ⁴	Wx cm ³	Wy cm ³	L m	
R50 T 06	2,266	216,994	31,366	26,244	12,547	6	
R50 T 17	2,227	249,355	34,169	29,207	13,667	6	

R50 T 06



R50 T 17



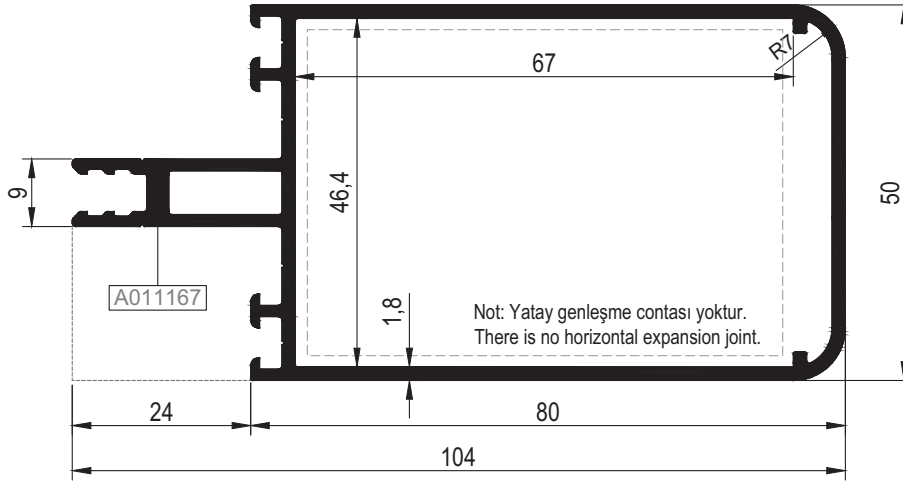
Nr	YATAY BAĞLANTI PROFİLİ / TRANSOM CONNECTION PROFILE					KESİM ÖLÇÜSÜ CUTTING SIZE
	PROFİL KODU / PROFILE CODE	AKSESUAR KODU / ACCESSORY CODE				
R50 T 06	A010011	R50 C 06		05.02.06		115,8 mm
R50 T 17	A011166	R50 C 06		05.02.09		137,8 mm

Nr	YATAY BAĞLANTI PROFİLİ / TRANSOM CONNECTION PROFILE					KESİM ÖLÇÜSÜ CUTTING SIZE
	PROFİL KODU / PROFILE CODE	AKSESUAR KODU / ACCESSORY CODE				
R50 T 06	A010011	(A010756)		05.03.06		116,9 mm
		(A010757)		05.03.16		115,8 mm
		TPV		04.23.T06		120,0 mm

KOD / CODE	AĞIRLIK (kg/m) / WEIGHT	Jxx cm ⁴	Jyy cm ⁴	Wx cm ³	Wy cm ³	L m	
R50 T 15	1,576	62,543	20,106	11,674	8,043	6	
R50 T 16	1,878	130,243	26,591	19,207	10,637	6	

01

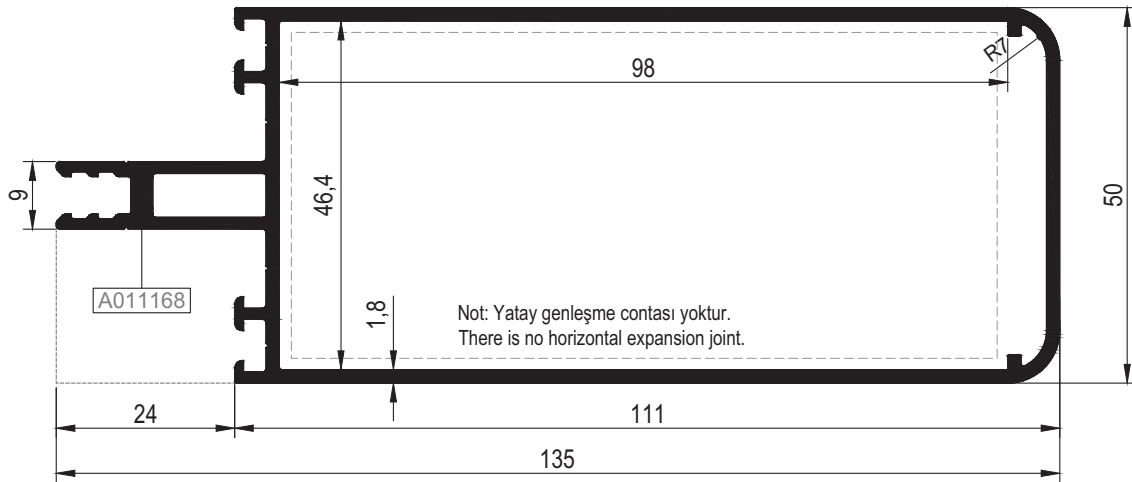
R50 T 15



02

03

R50 T 16



04

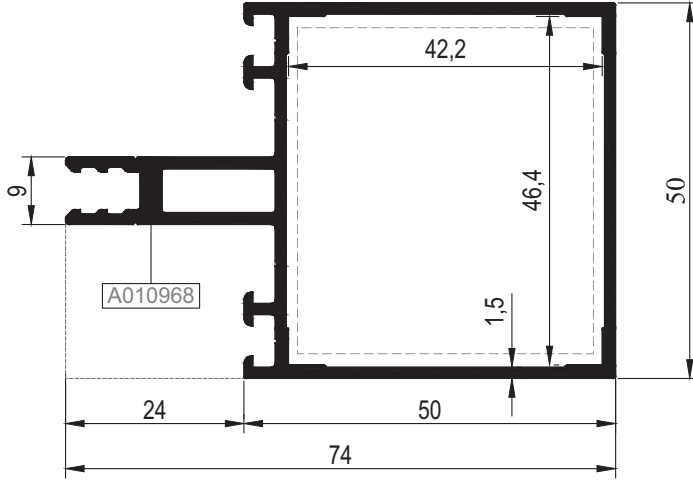
05

06

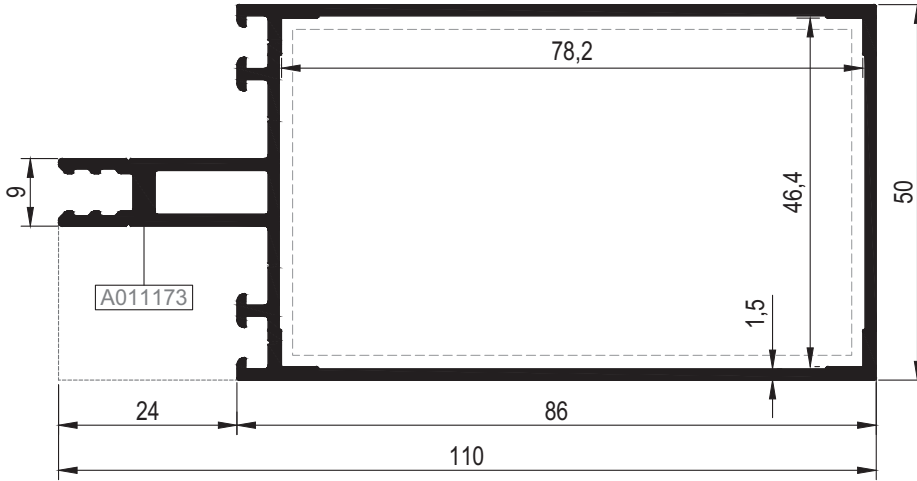
Nr	YATAY BAĞLANTI PROFİLİ / TRANSOM CONNECTION PROFILE					KESİM ÖLÇÜSÜ CUTTING SIZE
	PROFİL KODU / PROFILE CODE	AKSESUAR KODU / ACCESSORY CODE				
R50 T 15	A011167	R50 C 06		05.02.07		66,6 mm
R50 T 16	A011168	R50 C 06		05.02.08		97,6 mm

KOD / CODE	AĞIRLIK (kg/m) / WEIGHT	Jxx cm ⁴	Jyy cm ⁴	Wx cm ³	Wy cm ³	L m	
R50 T 13	1,178	12,783	22,292	3,223	8,917	6	
R50 T 18	1,470	68,386	19,134	12,401	7,654	6	

R50 T 13



R50 T 18



01

02

03

04

05

06

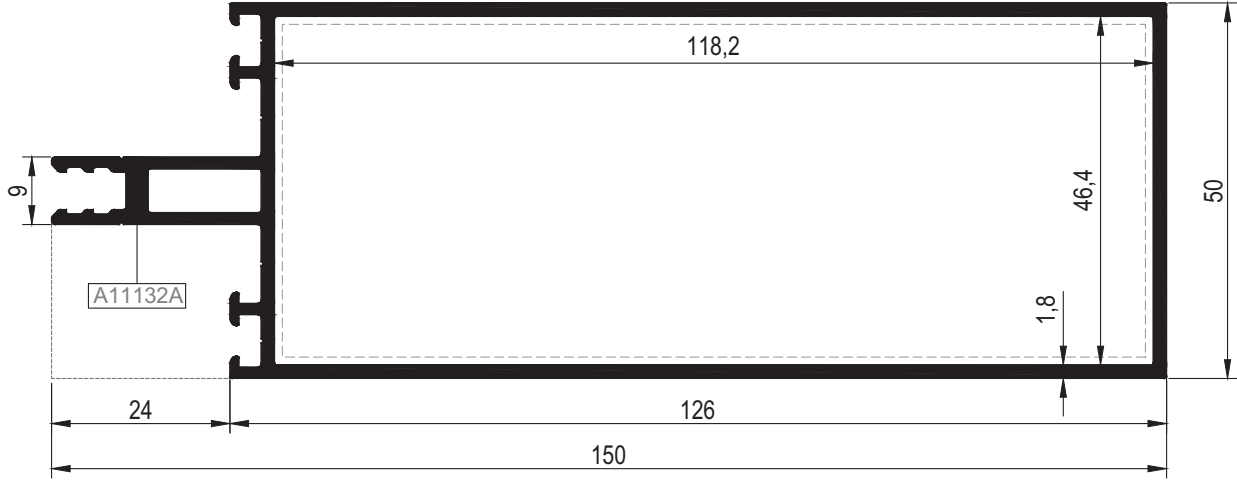
Nr	YATAY BAĞLANTI PROFİLİ / TRANSOM CONNECTION PROFILE				KESİM ÖLÇÜSÜ CUTTING SIZE
	PROFİL KODU / PROFILE CODE	AKSESUAR KODU / ACCESSORY CODE			
R50 T 13	A010968	R50 C 06	05.02.02		41,9 mm
R50 T 18	A011173	R50 C 06	05.02.04		77,8 mm

Nr	YATAY BAĞLANTI PROFİLİ / TRANSOM CONNECTION PROFILE				KESİM ÖLÇÜSÜ CUTTING SIZE
	PROFİL KODU / PROFILE CODE	AKSESUAR KODU / ACCESSORY CODE			
R50 T 13	A010968	(A010756)	05.03.02		40,9 mm
		(A010757)	05.03.12		41,9 mm
		TPV	04.23.T02		45,0 mm
R50 T 18	A011173	(A010756)	05.03.04		76,9 mm
		(A010757)	05.03.14		77,8 mm
		TPV	04.23.T04		81,0 mm

KOD / CODE	AĞIRLIK (kg/m) / WEIGHT	Jxx cm ⁴	Jyy cm ⁴	Wx cm ³	Wy cm ³	L m	
R50 T 14	2,031	176,607	29,982	23,498	11,993	6	
R50 T 24	1,551	87,042	20,898	15,011	8,359	6	

01

R50 T 14

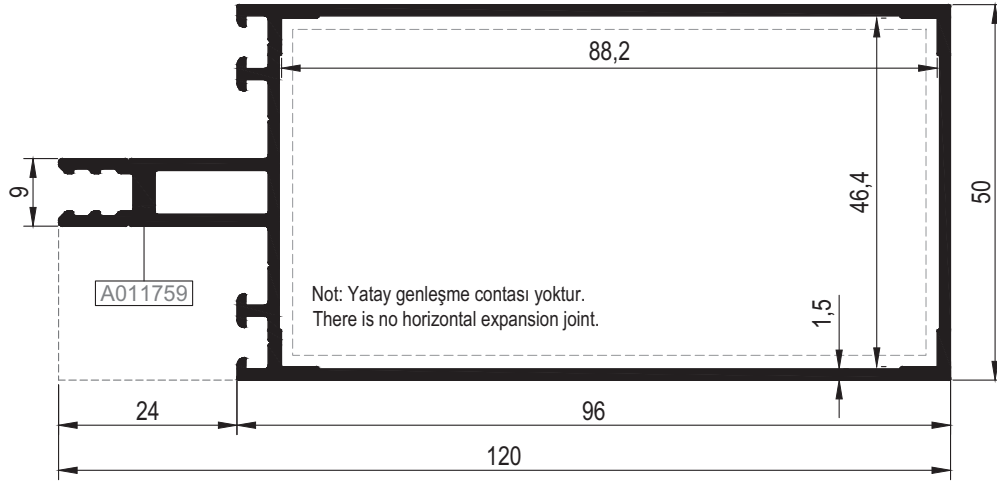


02

03

04

R50 T 24



05

06

Nr	YATAY BAĞLANTI PROFİLİ / TRANSOM CONNECTION PROFILE					KESİM ÖLÇÜSÜ CUTTING SIZE
	PROFİL KODU / PROFILE CODE	AKSESUAR KODU / ACCESSORY CODE				
R50 T 14	A011132	R50 C 06		05.02.10		117,7 mm
R50 T 24	A011759	R50 C 06		05.02.15		87,7 mm

KOD / CODE	AĞIRLIK (kg/m) / WEIGHT	L m	KOD / CODE	AĞIRLIK (kg/m) / WEIGHT	L m
R50 P 01	0,428	6	R50 P 19	0,419	6
R50 P 02	0,335	6	R50 P 20	0,248	6
R50 P 03	0,360	6	R50 P 27	0,707	6
R50 P 15	0,323	6	R50 P 29	0,424	6
R50 P 16	0,268	6	R50 C 08	0,187	6



01

02

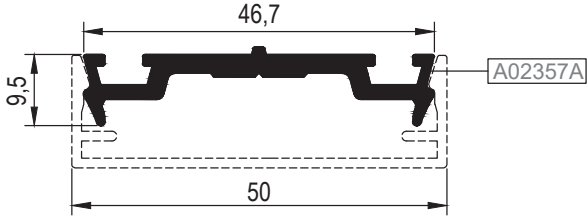
03

04

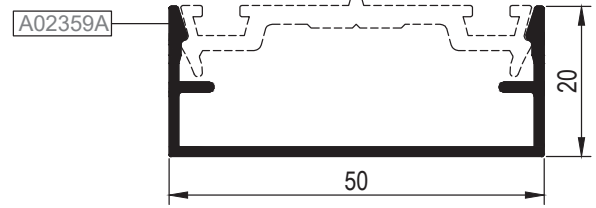
05

06

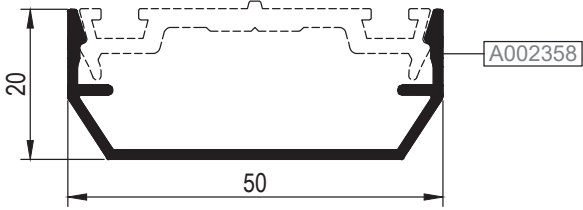
R50 P 01



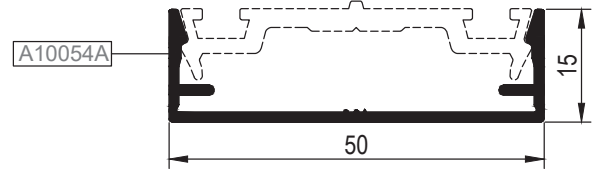
R50 P 03



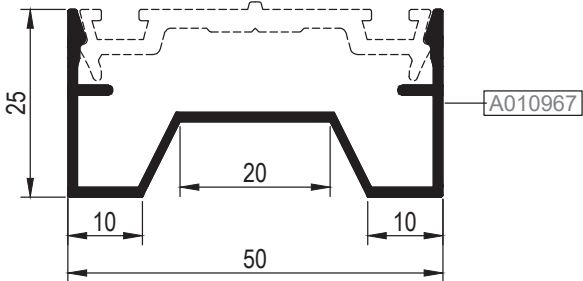
R50 P 02



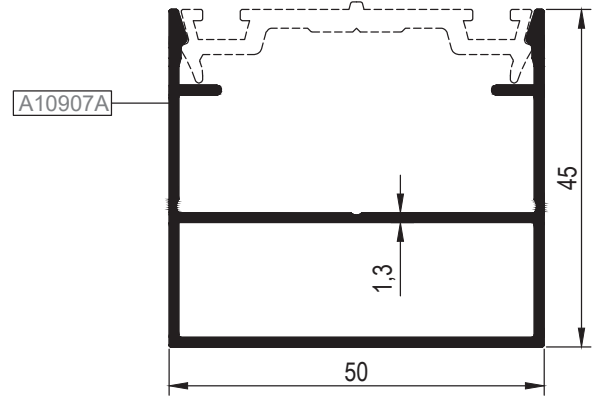
R50 P 15



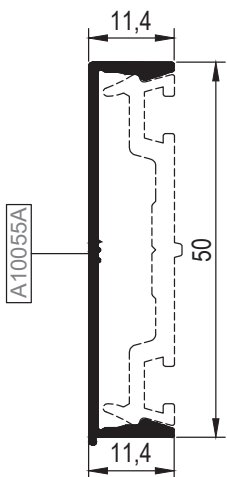
R50 P 29



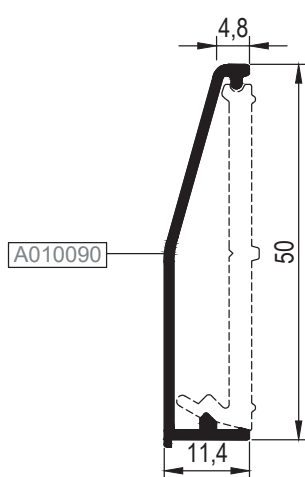
R50 P 27



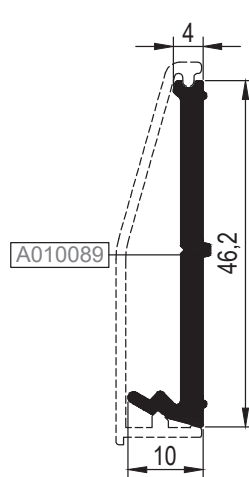
R50 P 16



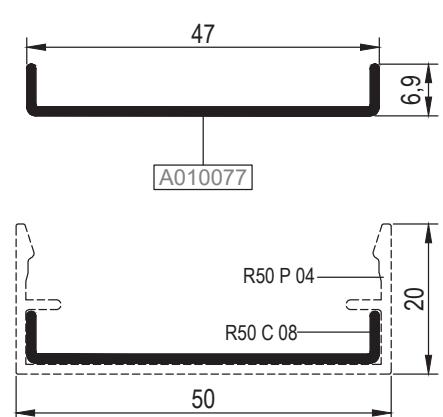
R50 P 20



R50 P 19



R50 C 08

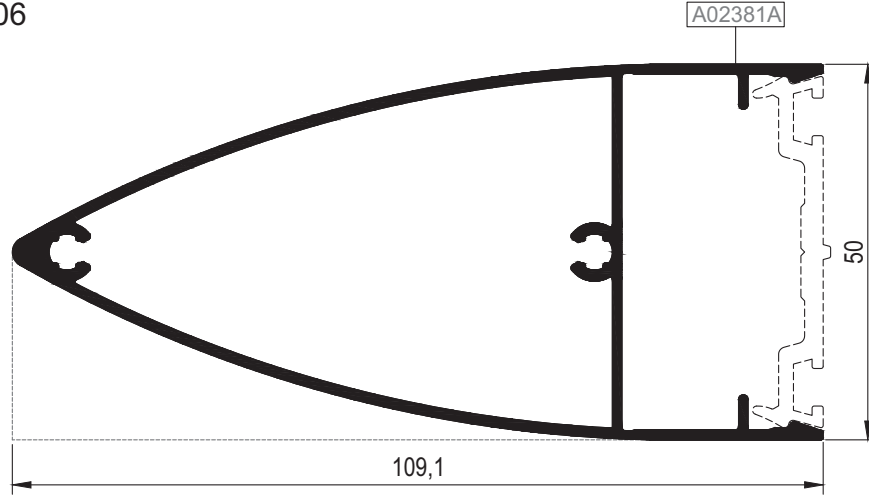


KOD / CODE	AĞIRLIK (kg/m) / WEIGHT	L m	KOD / CODE	AĞIRLIK (kg/m) / WEIGHT	L m
R50 P 06	1,179	6			
R50 P 32	0,850	6			
R50 P 38	1,365	6			



01

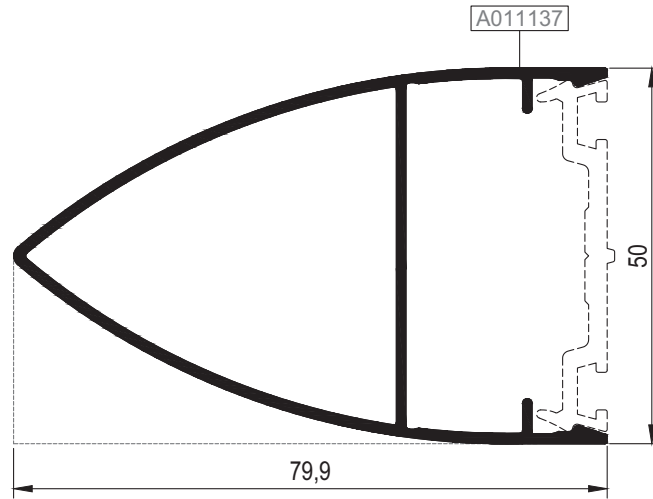
R50 P 06



02

03

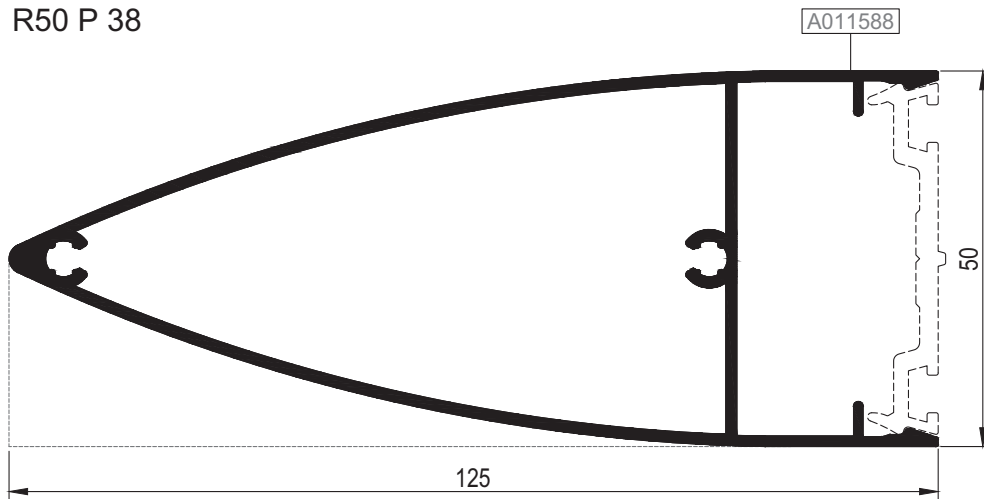
R50 P 32



04

05

R50 P 38



06

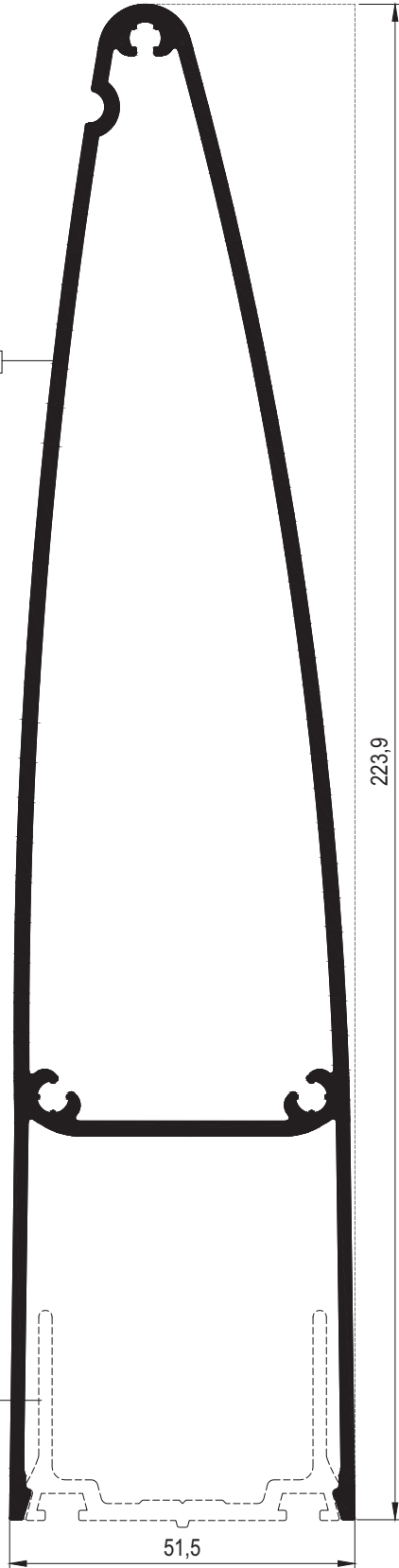
KOD / CODE	AĞIRLIK (kg/m) / WEIGHT	L m	KOD / CODE	AĞIRLIK (kg/m) / WEIGHT	L m
R50 P 34	0,686	6			
R50 P 25	3,125	6			



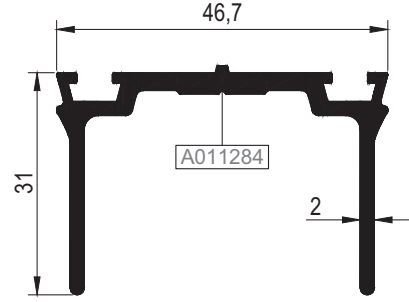
R50 P 25

A004827

R50 P 34



R50 P 34



01

02

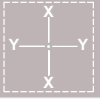
03

04

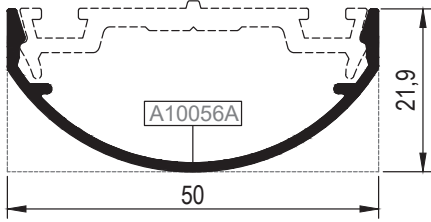
05

06

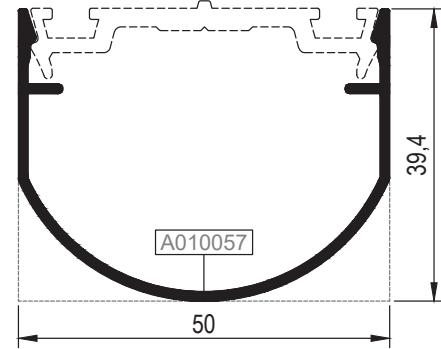
KOD / CODE	AĞIRLIK (kg/m) / WEIGHT	L m	KOD / CODE	AĞIRLIK (kg/m) / WEIGHT	L m
R50 P 17	0,286	6	R50 P 11	0,526	6
R50 P 18	0,428	6	R50 P 12	0,704	6
R50 P 31	1,212	6	----	----	6



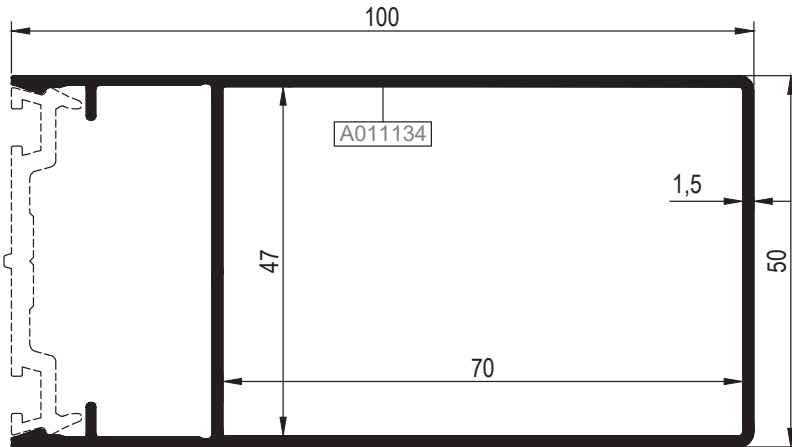
R50 P 17



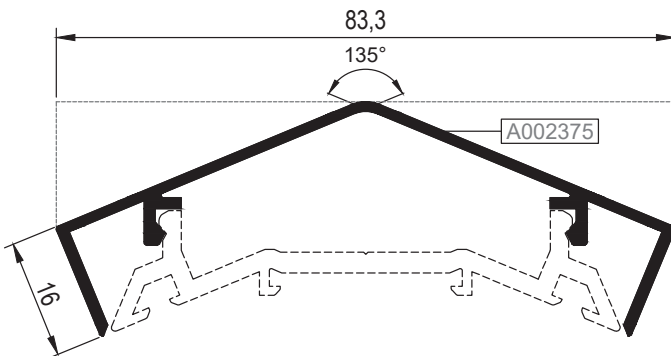
R50 P 18



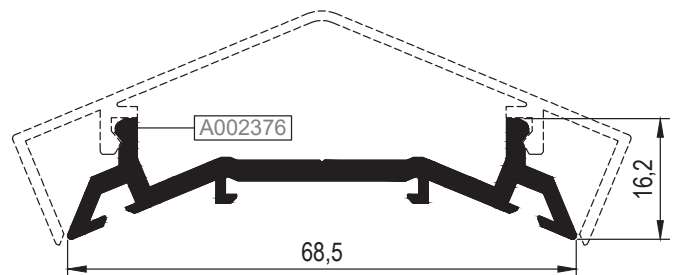
R50 P 31



R50 P 11



R50 P 12



01

02

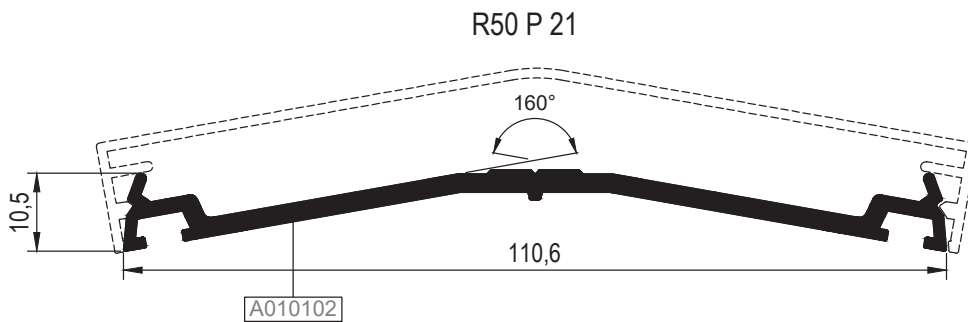
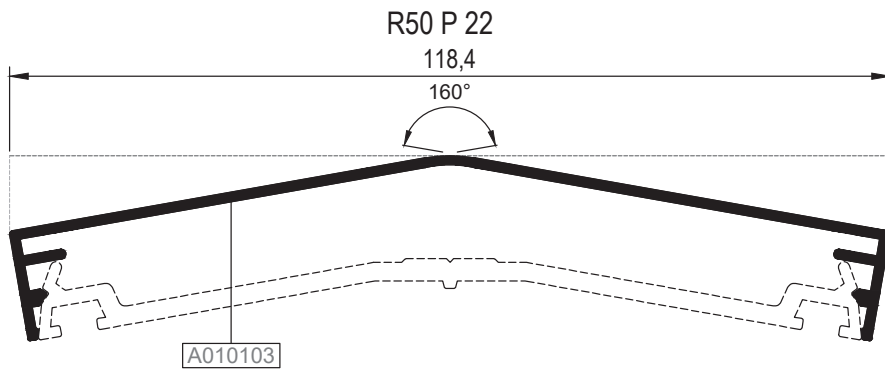
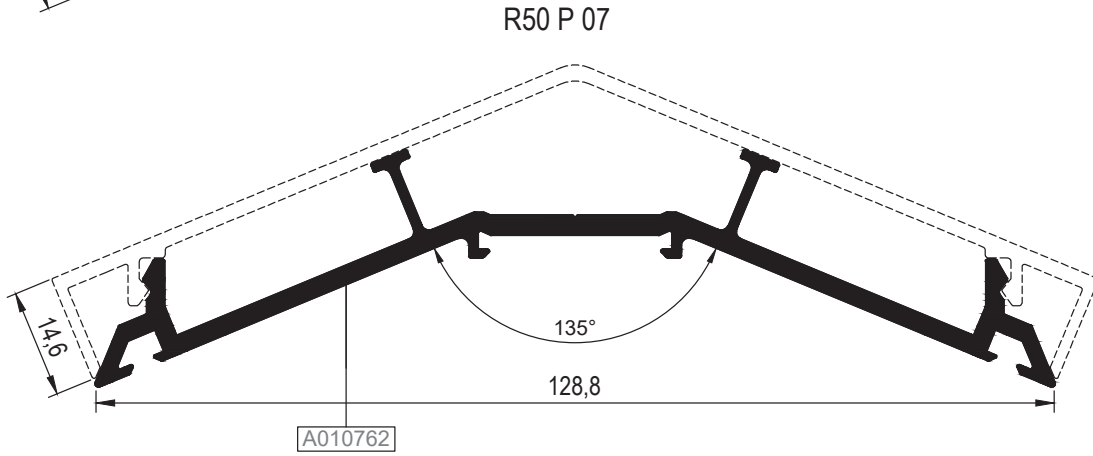
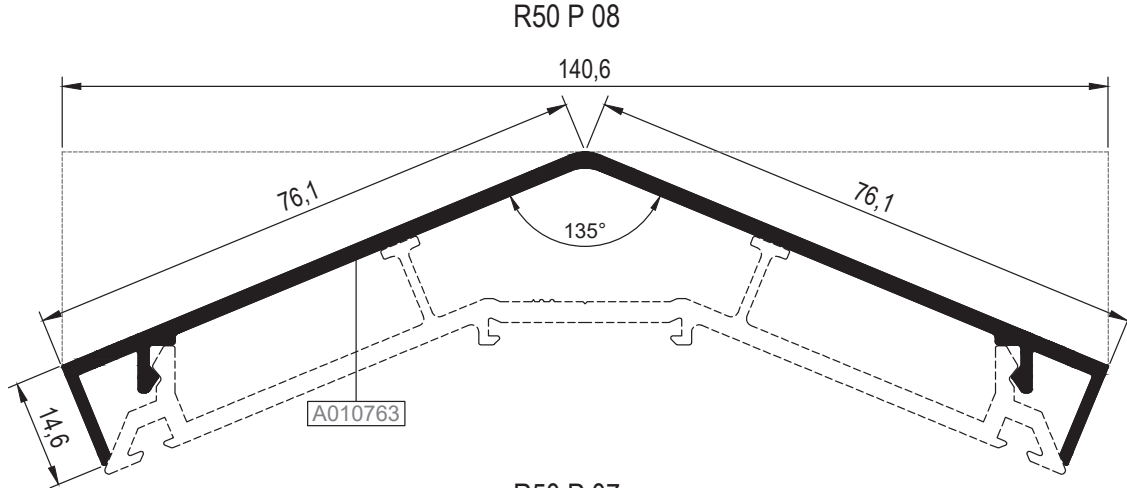
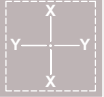
03

04

05

06

KOD / CODE	AĞIRLIK (kg/m) / WEIGHT	L m	KOD / CODE	AĞIRLIK (kg/m) / WEIGHT	L m
R50 P 08	0,994	6			
R50 P 07	1,270	6			
R50 P 22	0,580	6			
R50 P 21	0,872	6			



01

02

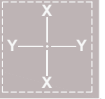
03

04

05

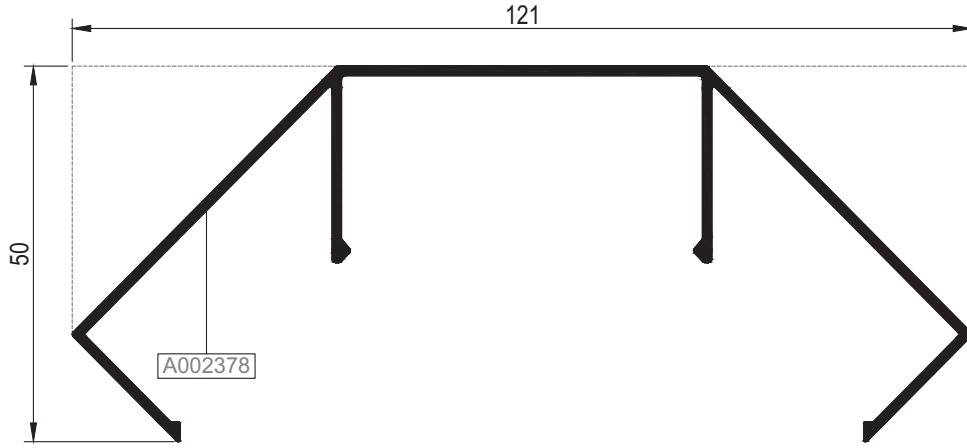
06

KOD / CODE	AĞIRLIK (kg/m) / WEIGHT	L m	KOD / CODE	AĞIRLIK (kg/m) / WEIGHT	L m
R50 P 13	0,848	6			
R50 P 14	0,944	6			
R50 A 02	0,803	6			



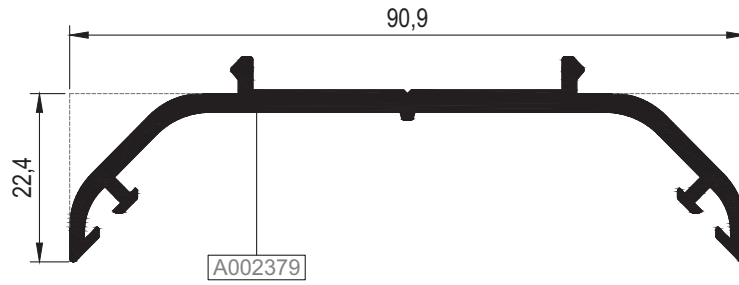
01

R50 P 13



02

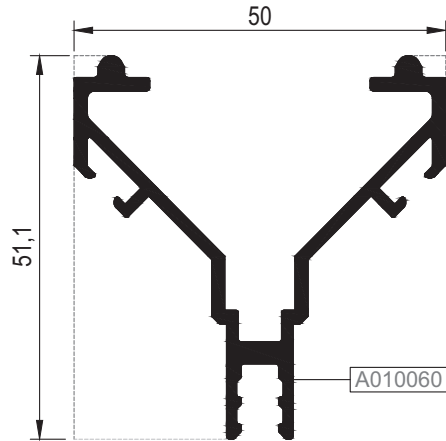
R50 P 14



04

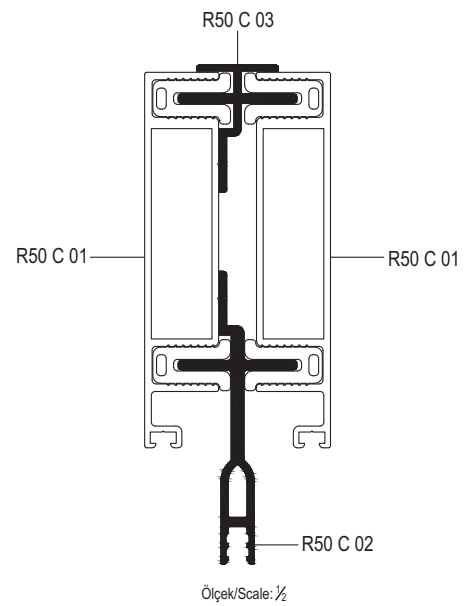
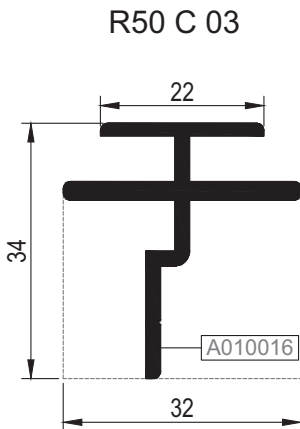
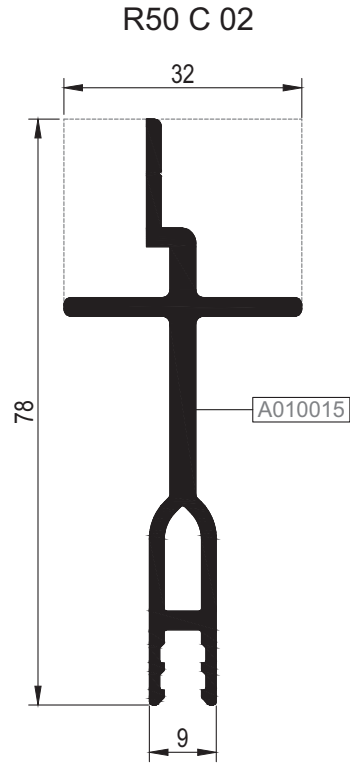
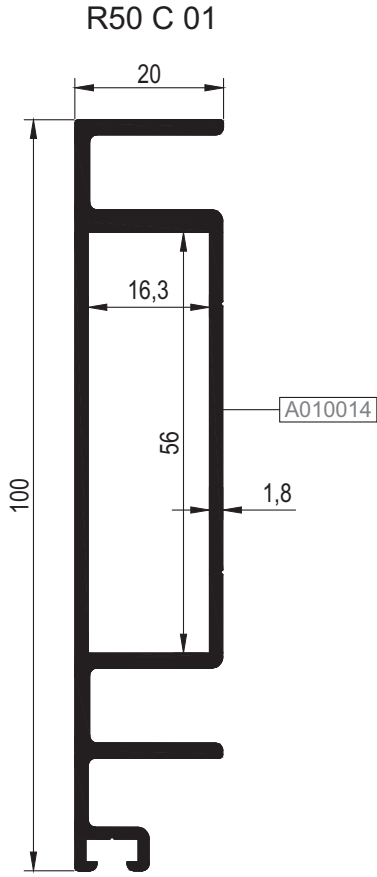
05

R50 A 02



06

KOD / CODE	AĞIRLIK (kg/m) / WEIGHT	Jxx cm ⁴	Jyy cm ⁴	Wx cm ³	Wy cm ³	L m	
R50 C 01	1,268	44,462	2,714	----	----	6	
R50 C 02	0,960	14,529	0,849	----	----	6	
R50 C 03	0,495	1,299	0,852	----	----	6	



01

02

03

04

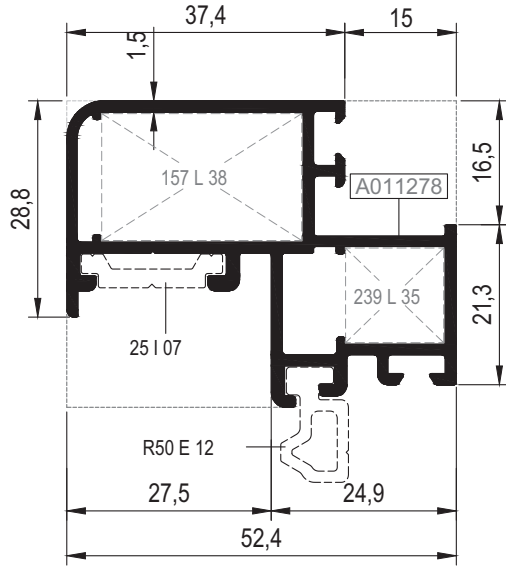
05

06

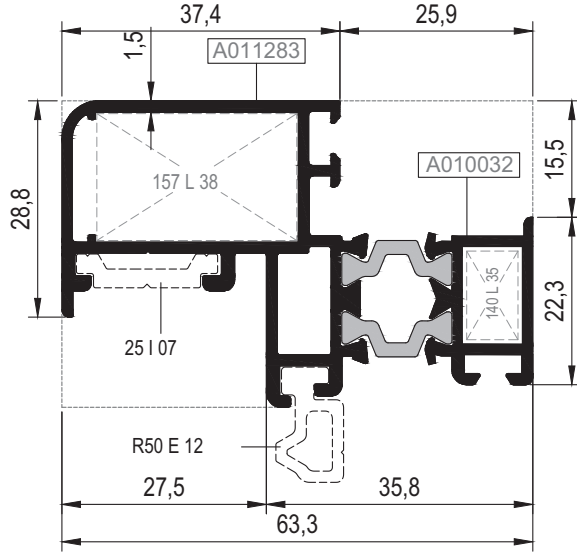
KOD / CODE	AĞIRLIK (kg/m) / WEIGHT	Jxx cm ⁴	Jyy cm ⁴	Wx cm ³	Wy cm ³	L m	
R50 V 26	0,927	8,680	4,852	----	----	6	
AR50V27	1,223	10,872	5,245	----	----	6	
AR50V32	0,937	8,182	1,419	----	----	6	

01

R50 V 26*



AR50V27*



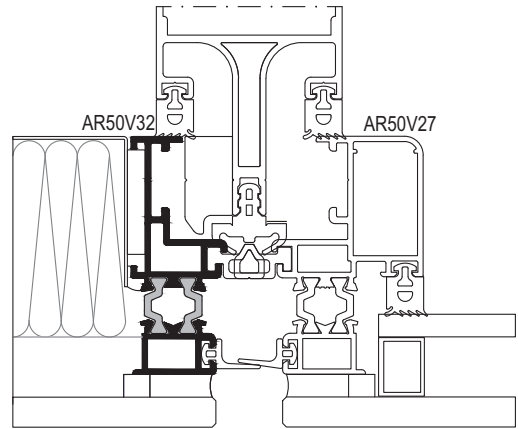
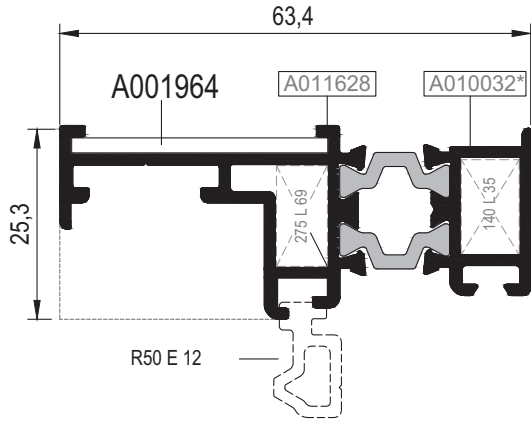
02

03

04

AR50V32*

(R50 V 27 ile)



Ölçek/Scale: 1/2

05

06

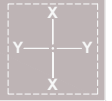
*R50 V 26-AR50V27- AR50V32 KODLU PROFİLLER BONDİNG İŞLEMİNE UYGUN ÖZEL ELOKSALLI SİPARİŞ EDİLMELİDİR.

THE PROFILES R50 V 26-AR50V27-AR50V32 MUST BE ORDERED WITH SPECIAL ANODIZED SUITABLE FOR BONDING PROCESS.

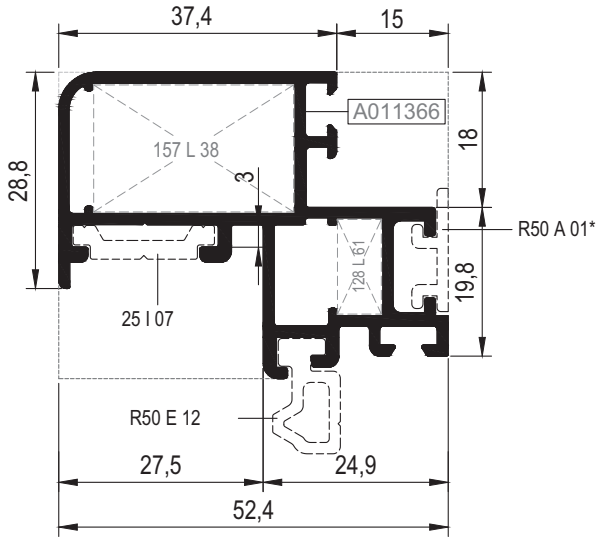
Nr			KESİM ÖLÇÜSÜ CUTTING SIZE	AKS. KODU ACS. CODE
R50 V 26	A011278	25 L 38 (A002074)	27,0 mm	157 L 38
		25 L 35 (A010076)	13,8 mm	239 L 35
AR50V27	A011283	25 L 38 (A002074)	27,0 mm	157 L 38
		A010032	25 L 35 (A010076)	7,8 mm

Nr			KESİM ÖLÇÜSÜ CUTTING SIZE	AKS. KODU ACS. CODE
AR50V32	A011628	25 L 69 (A011097)	6,8 mm	275 L 69
	A010032	25 L 35 (A010076)	7,8 mm	140 L 35

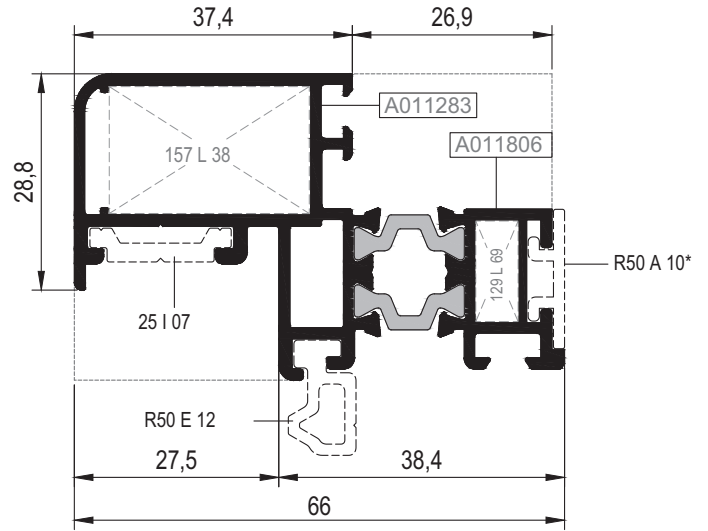
KOD / CODE	AĞIRLIK (kg/m) / WEIGHT	Jxx cm ⁴	Jyy cm ⁴	Wx cm ³	Wy cm ³	L m
R50 V 28	0,940	8,277	4,915	----	----	6
AR50V34	1,259	12,314	5,932	----	----	6
AR50V35	0,985	5,870	1,065	----	----	6



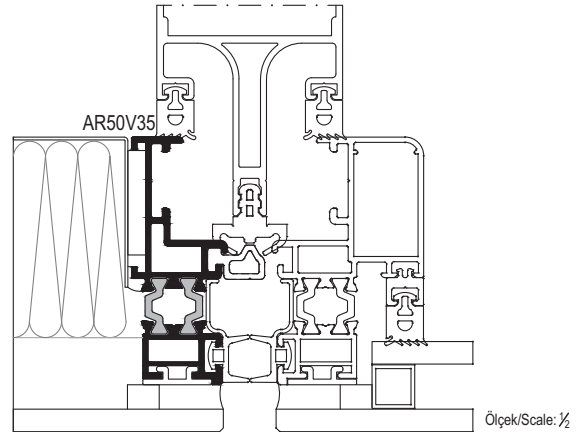
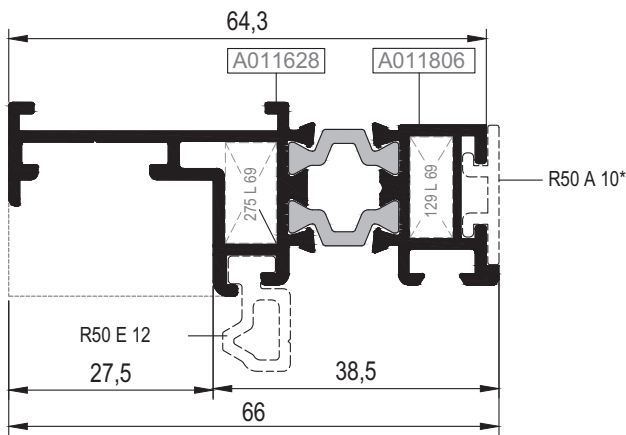
R50 V 28



AR50V34

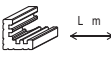

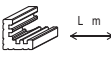
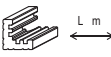





AR50V35




*R50 A 01-R50 A 10 KODLU PROFİLLER BONDİNG İŞLEMİNE UYGUN ÖZEL ELOKSALLI SİPARİŞ EDİLMELİDİR.

THE PROFILES R50 A 01-R50 A 10 MUST BE ORDERED WITH SPECIAL ANODIZED SUITABLE FOR BONDING PROCESS.

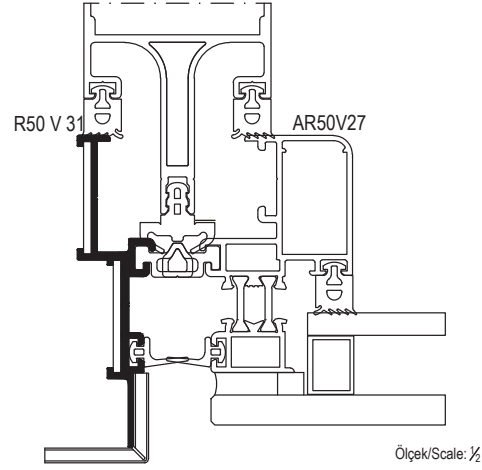
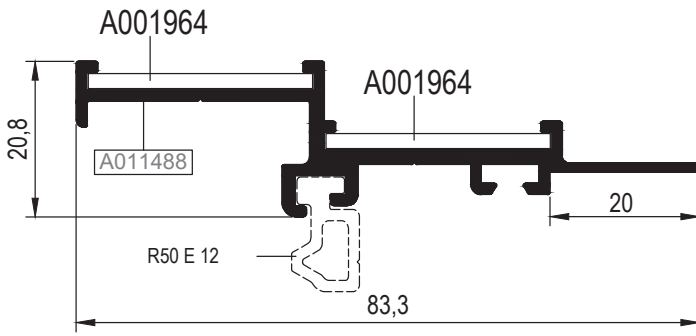
Nr		 L m	KESİM ÖLÇÜSÜ CUTTING SIZE	 AKS. KODU ACS. CODE	
R50 V 28	A011366		25 L 38 (A002074)	27,0 mm	157 L 38
			25 L 61 (A001034)	5,9 mm	128 L 61
AR50V34	A011283 A011806		25 L 38 (A002074)	27,0 mm	157 L 38
			25 L 69 (A011097)	5,7 mm	129 L 69

Nr		 L m	KESİM ÖLÇÜSÜ CUTTING SIZE	 AKS. KODU ACS. CODE	
AR50V35	A011628 A011806		25 L 69 (A011097)	6,8 mm	275 L 69
			25 L 69 (A011097)	5,7 mm	129 L 69

KOD / CODE	AĞIRLIK (kg/m) / WEIGHT	Jxx cm ⁴	Jyy cm ⁴	Wx cm ³	Wy cm ³	L m	
R50 V 31	0,641	10,176	0,584	-----	-----	6	
R50 E 12	0,189	-----	-----	-----	-----	6	

01

R50 V 31
(R50 V 27 ile)

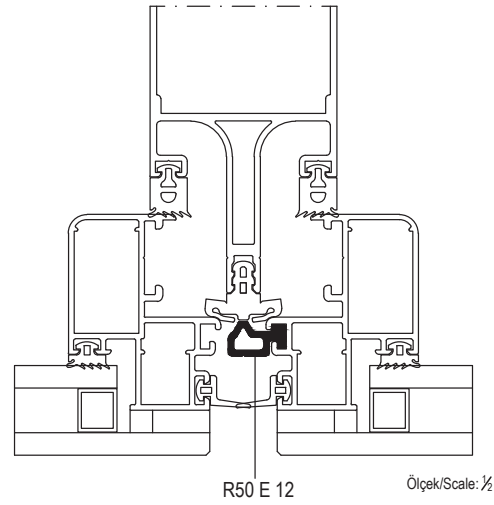
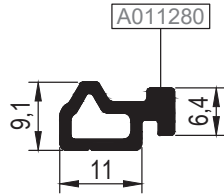


02

03

04



R50 E 12*



05

06

*R50 E 12 MAX. 20 CM.'DE BİR 5 CMLİK PARÇALAR HALİNDE KULLANILMALIDIR.
THE PROFILE R50 E 12 SHOULD BE USED 5 CM LENGTH IN EVERY 20 CM DISTANCE.

Nr		 L m	KESİM ÖLÇÜSÜ CUTTING SIZE	 AKS. KODU ACS. CODE
R50 V 31	A011488	A001964 (40x40x2 L)	30,0 mm	-----
		A001964 (40x40x2 L)	30,0 mm	-----

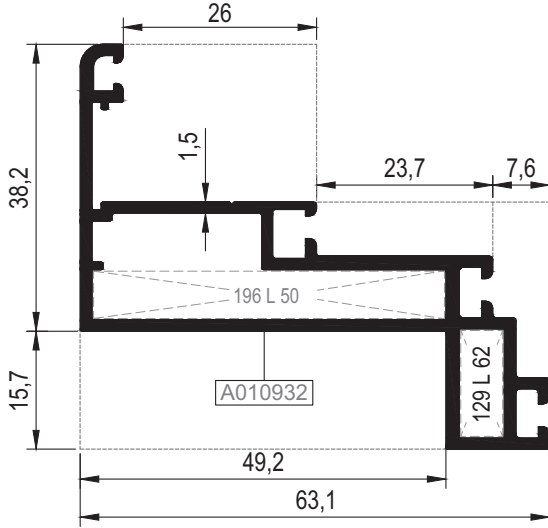
KAPAKLI CEPHE KASA PROFİLLERİ

FRAME PROFILES FOR CURTAIN WALL WITH CAP

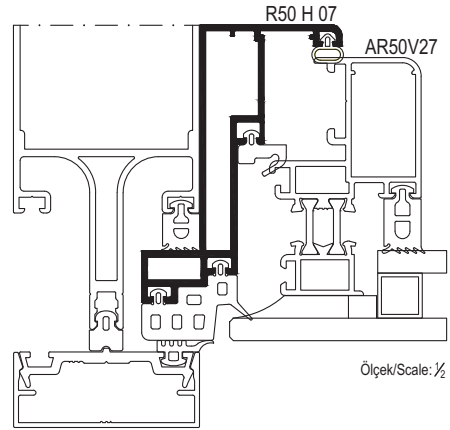
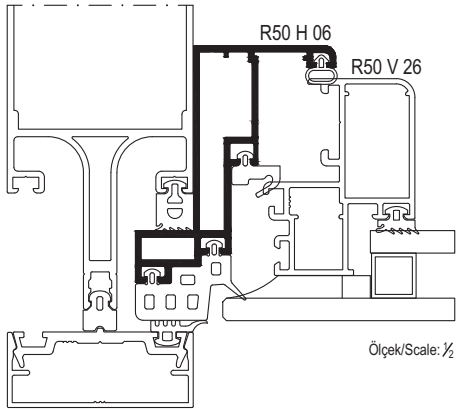
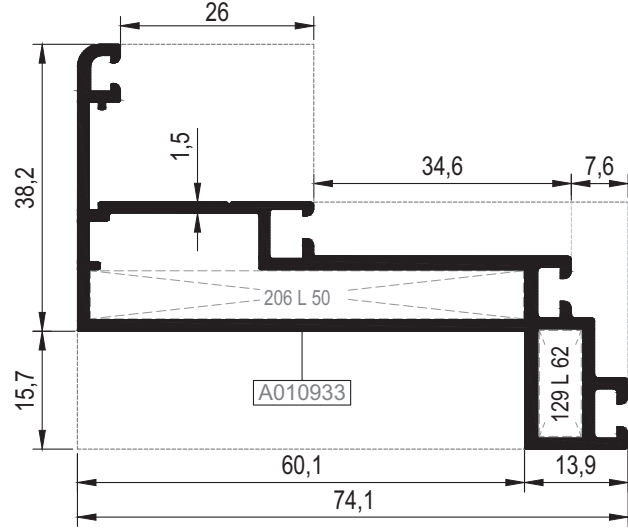
R50


KOD / CODE	AĞIRLIK (kg/m) / WEIGHT	Jxx cm ⁴	Jyy cm ⁴	Wx cm ³	Wy cm ³	L m	
R50 H 06	1,012	17,114	5,870	----	----	6	
R50 H 07	1,110	26,073	5,939	----	----	6	

R50 H 06



R50 H 07



Nr	 L m	KESİM ÖLÇÜSÜ CUTTING SIZE	AKS. KODU ACS. CODE
R50 H 06	A010932	25 L 50 (A010838)	47,2 mm 196 L 50
		25 L 62 (A002442)	5,7 mm 129 L 62
R50 H 07	A010933	25 L 50 (A010838)	58,2 mm 206 L 50
		25 L 62 (A002442)	5,7 mm 129 L 62

01

02

03

04

05

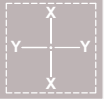
06

YARI KAPAKLI CEPHE KASA PROFİLLERİ

FRAME PROFILES FOR TWO SIDE CURTAIN WALL

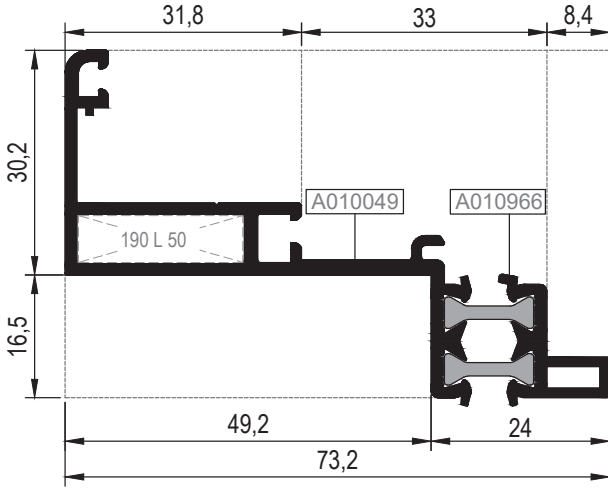
R50

KOD / CODE	AĞIRLIK (kg/m) / WEIGHT	Jxx cm ⁴	Jyy cm ⁴	Wx cm ³	Wy cm ³	L m
AR50H09	1,024	14,837	4,391	----	----	6
AR50H11	1,036	15,343	4,371	----	----	6
AR50H15	1,008	14,374	4,065	----	----	6

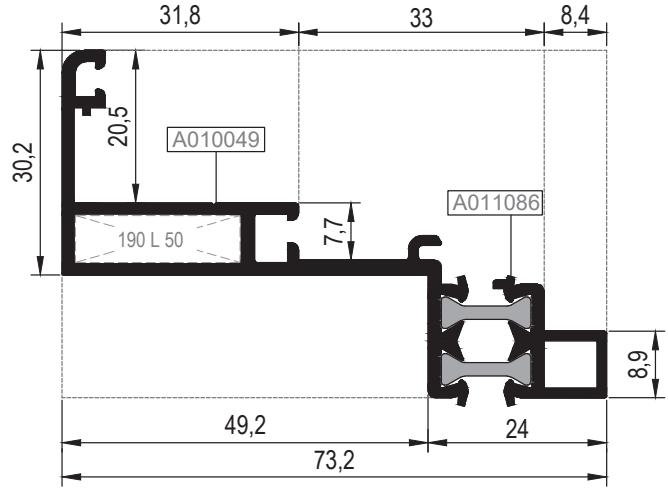


01

AR50H09



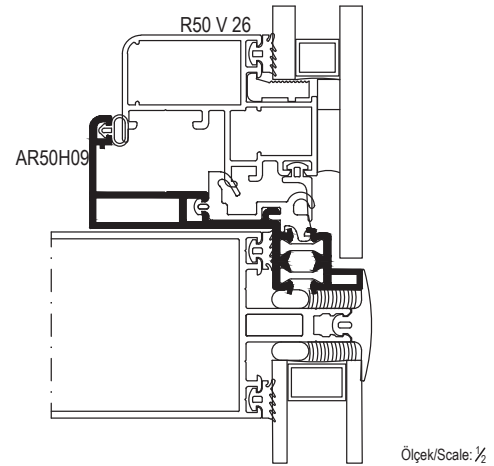
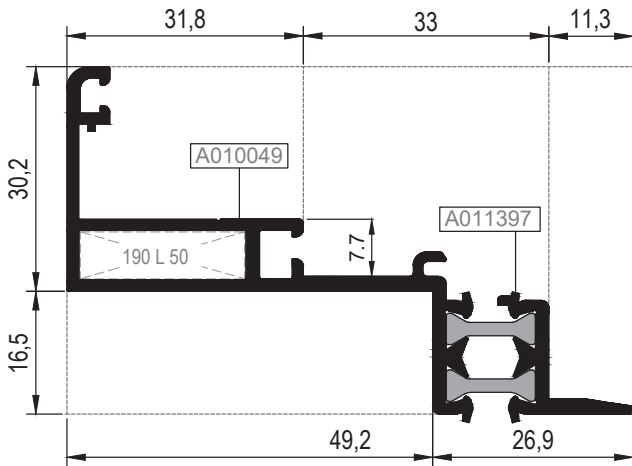
AR50H11



02

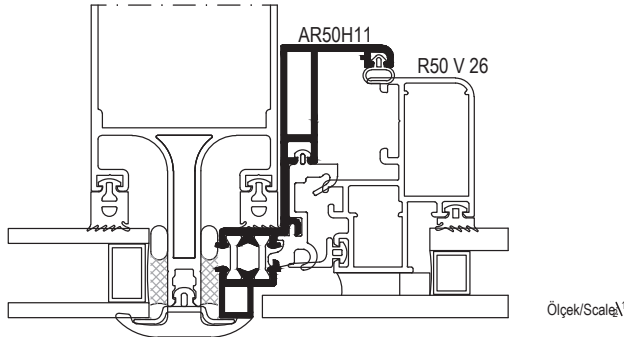
03

AR50H15

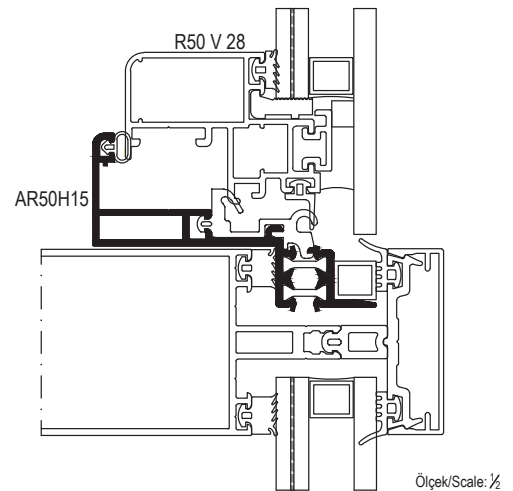



04

05



06



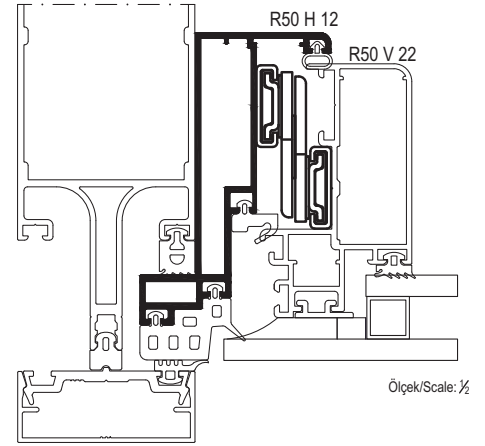
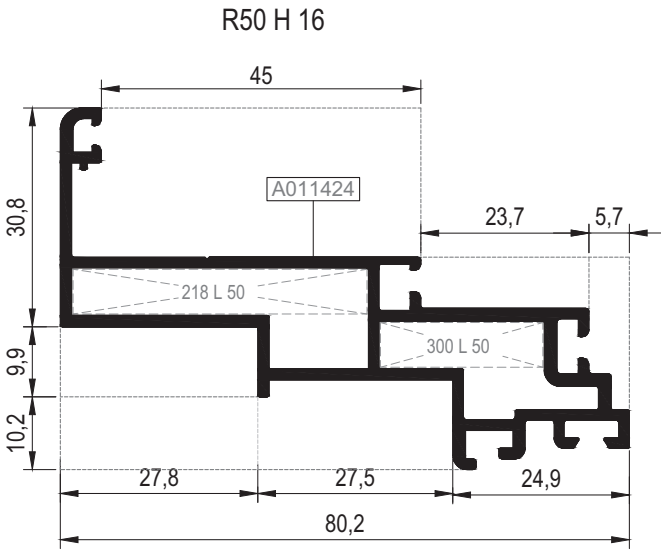
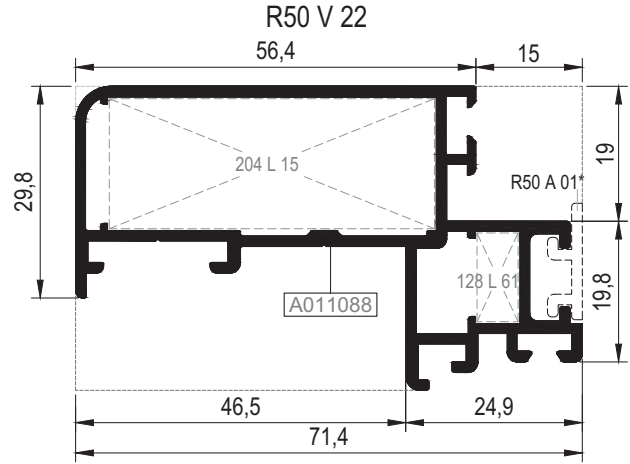
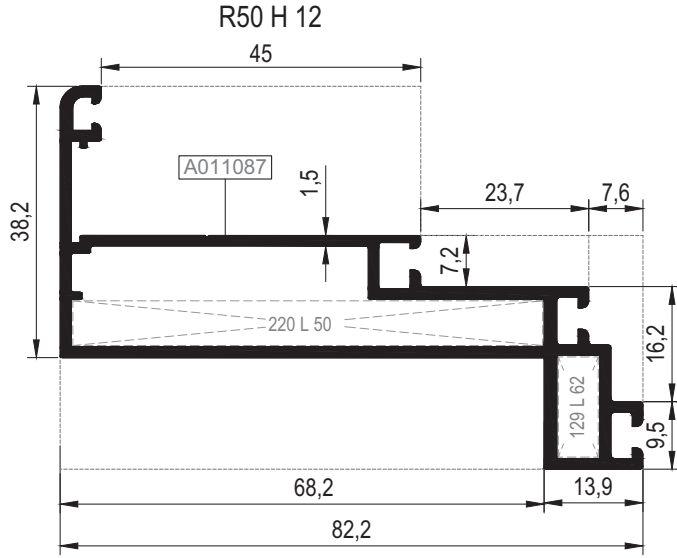
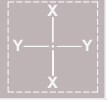
Nr	 L m	KESİM ÖLÇÜSÜ CUTTING SIZE	AKS. KODU ACS. CODE
AR50H09	A010049	25 L 50 (A010838)	190 L 50
AR50H11	A010049	25 L 50 (A010838)	190 L 50
AR50H15	A010049	25 L 50 (A010838)	190 L 50

PARALEL AÇILIM KASA-KANAT PROFİLLERİ

FRAME & VENT PROFILES FOR PARALLEL OPENNING

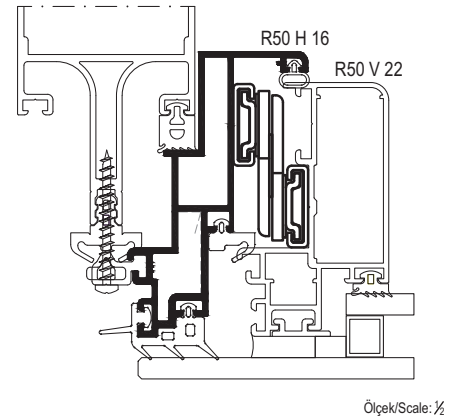
R50

KOD / CODE	AĞIRLIK (kg/m) / WEIGHT	Jxx cm ⁴	Jyy cm ⁴	Wx cm ³	Wy cm ³	L m
R50 H 12	1,165	33,975	6,243	----	----	6
R50 H 16	1,196	28,947	5,449	----	----	6
R50 V 22	1,112	19,984	6,374	----	----	6



*R50 A 01 KODLU PROFİLLER BONDING İŞLEMİNE UYGUN ÖZEL ELOKSALLI SİPARİŞ EDİLMELİDİR.
THE PROFILE R50 A 01 MUST BE ORDERED WITH SPECIAL ANODIZED SUITABLE FOR BONDING PROCESS.

Nr		L m	KESİM ÖLÇÜSÜ CUTTING SIZE	AKS. KODU ACS. CODE
R50 H 12	A011087	25 L 50 (A010838)	66,2 mm	220 L 50
		25 L 62 (A002442)	5,7 mm	129 L 62
R50 H 16	A011424	25 L 50 (A010838)	41,5 mm	218 L 50
		25 L 50 (A010838)	22,9 mm	300 L 50
R50 V 22	A011088	25 L 15 (A002060)	45,9 mm	204 L 15
		25 L 61 (A001034)	5,9 mm	128 L 61



01

02

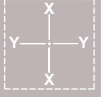
03

04

05

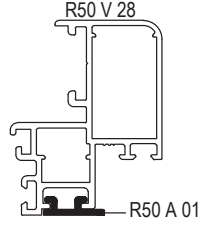
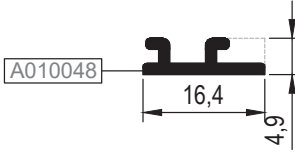
06

KOD / CODE	AĞIRLIK (kg/m) / WEIGHT	L m	KOD / CODE	AĞIRLIK (kg/m) / WEIGHT	L m
R50 A 01	0,105	6	R50 S 01	0,207	6
R50 A 09	0,160	6	R50 S 04	0,481	6
R50 A 10	0,116	6	E50 S 02	0,252	6
25 I 04	0,153	6	E50 S 04	0,470	6
25 I 07	0,143	6	E50 S 05	0,568	6
AR50B02	0,824	6	E50 S 06	0,525	6

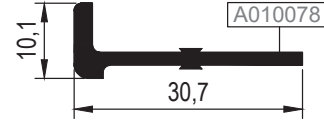


01

R50 A 01*

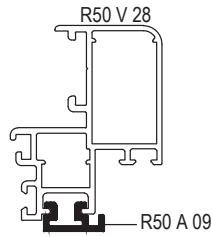
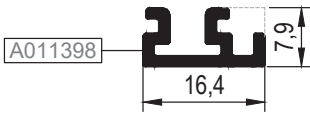


R50 S 01

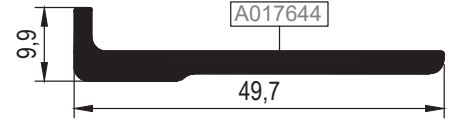


02

R50 A 09*

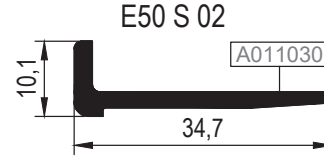
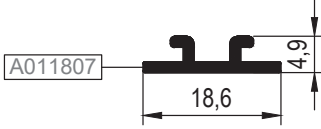


R50 S 04



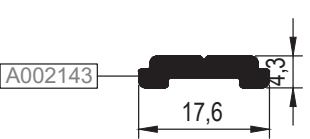
03

R50 A 10*

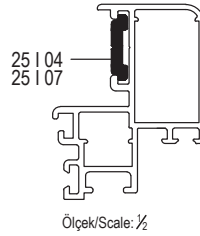
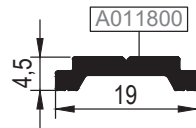


04

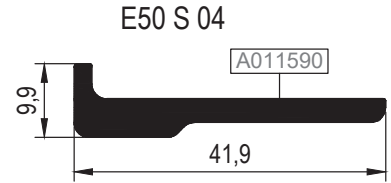
25 I 04



25 I 07**

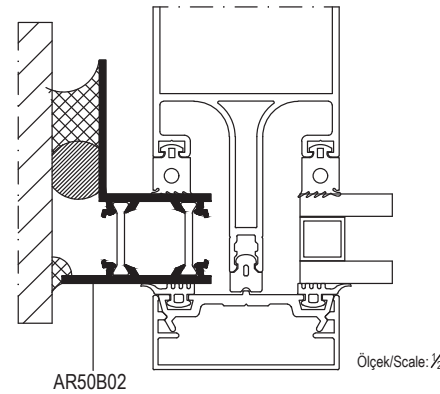
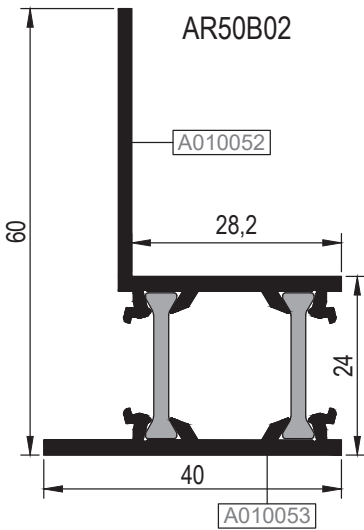


Ölçek/Scale: ½



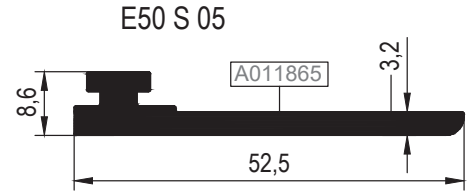
05

AR50B02



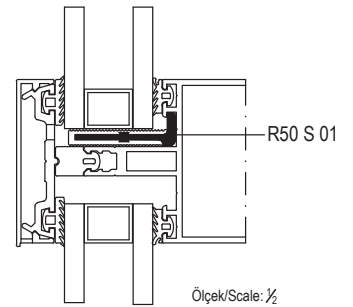
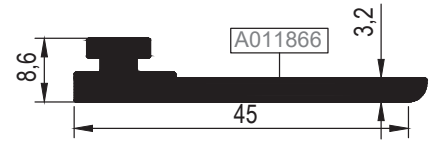
Ölçek/Scale: ½

A010053



06

E50 S 06



Ölçek/Scale: ½

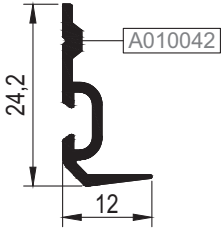
*R50 A 01-R50 A 09-R50 A 10 KODLU PROFİLLER BONDING İŞLEMİNE UYGUN ÖZEL ELOKSALLI SİPARİŞ EDİLMELİDİR.
THE PROFILES R50 A 01-R50 A 09-R50 A 10 MUST BE ORDERED WITH SPECIAL ANODIZED SUITABLE FOR BONDING PROCESS.

**GİESSE KOL VE KİLİTLEME AKSESUARLARI SADECE 25 I 07 TİJ PROFİLİ İLE KULLANILMALIDIR.
GIESSE HANDLE AND LOCKING ACCESSORIES SHOULD BE USED WITH ONLY 25 I 07 ROD PROFILE.

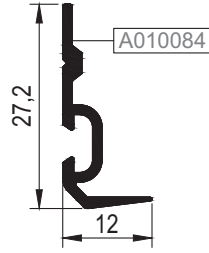
KOD / CODE	AĞIRLIK (kg/m) / WEIGHT	L m	KOD / CODE	AĞIRLIK (kg/m) / WEIGHT	L m
R50 R 01	0,158	6	R50 R 05	0,166	6
R50 R 02	0,169	6	R50 R 06	0,154	6
R50 R 03	0,111	6	R50 R 11	0,107	6
R50 R 04	0,181	6	R50 R 15	0,144	6



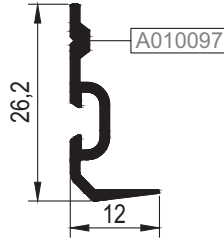
R50 R 01



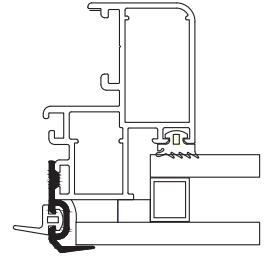
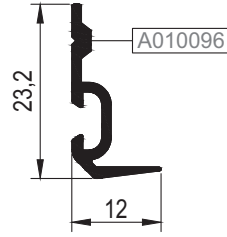
R50 R 02



R50 R 05



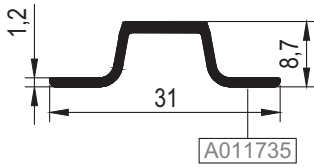
R50 R 06



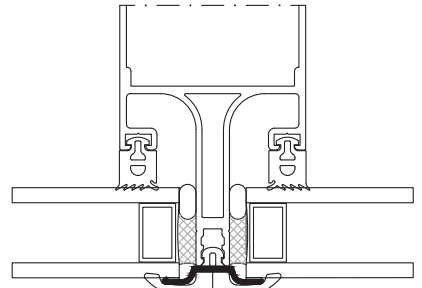
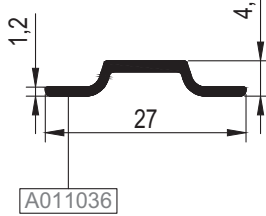
R50 R 01
R50 R 02
R50 R 05
R50 R 06

Ölçek/Scale: ½

R50 R 15



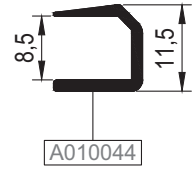
R50 R 11



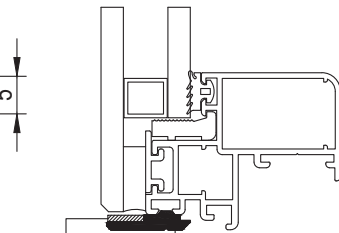
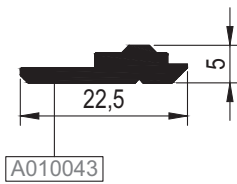
R50 R 11

Ölçek/Scale: ½

R50 R 03

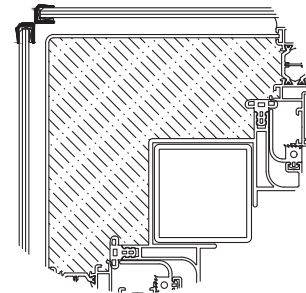


R50 R 04



Norton Band
(Norfix-V1500) R50 R 04

Ölçek/Scale: ½



01

02

03

04

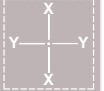
05

06

TEK CAM ÇITA PROFİLLERİ
GLAZING BEAD PROFILES FOR SINGLE GLASS

R50

KOD / CODE	AĞIRLIK (kg/m) / WEIGHT	L m	KOD / CODE	AĞIRLIK (kg/m) / WEIGHT	L m
R50 G 01	0,219	6	R50 G 05	0,340	6
R50 G 02	0,249	6	R50 G 06	0,136	6
R50 G 03	0,280	6	R50 C 08	0,187	6
R50 G 04	0,310	6	R50 C 20	0,166	6



01

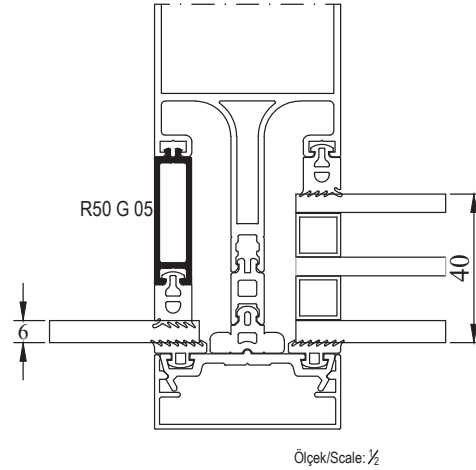
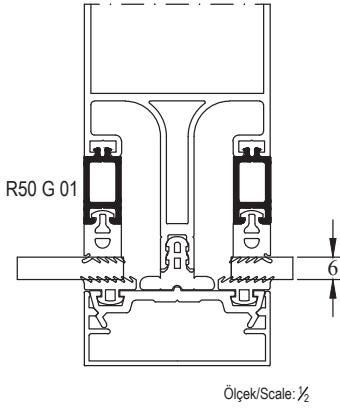
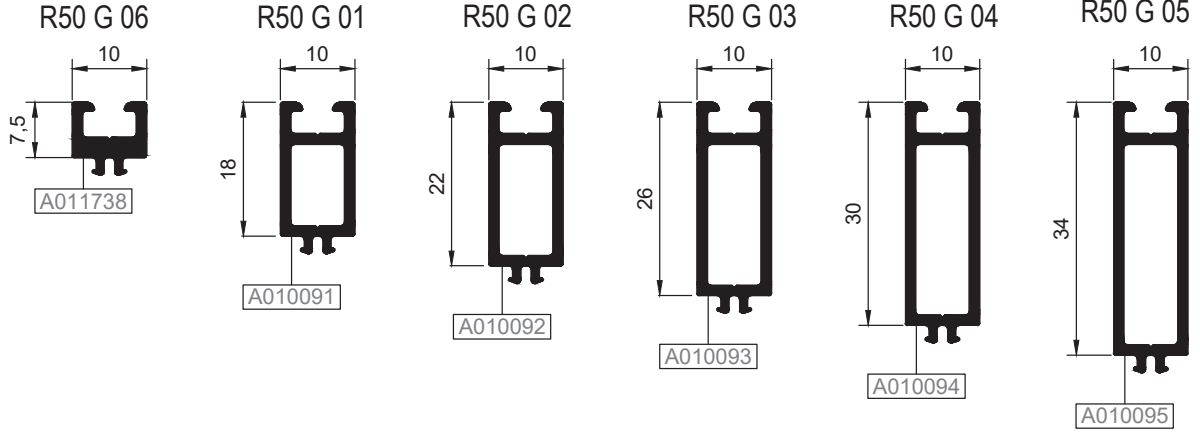
02

03

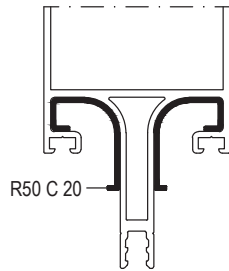
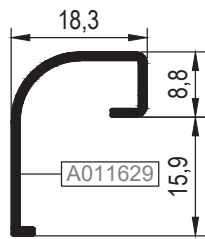
04

05


06



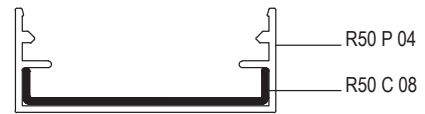
R50 C 20



R50 C 08



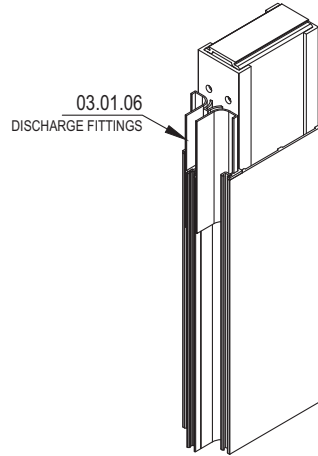
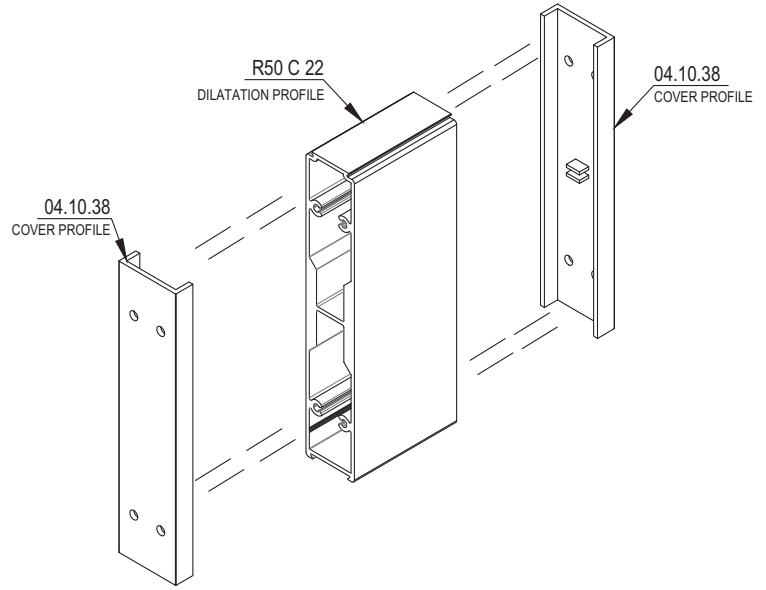
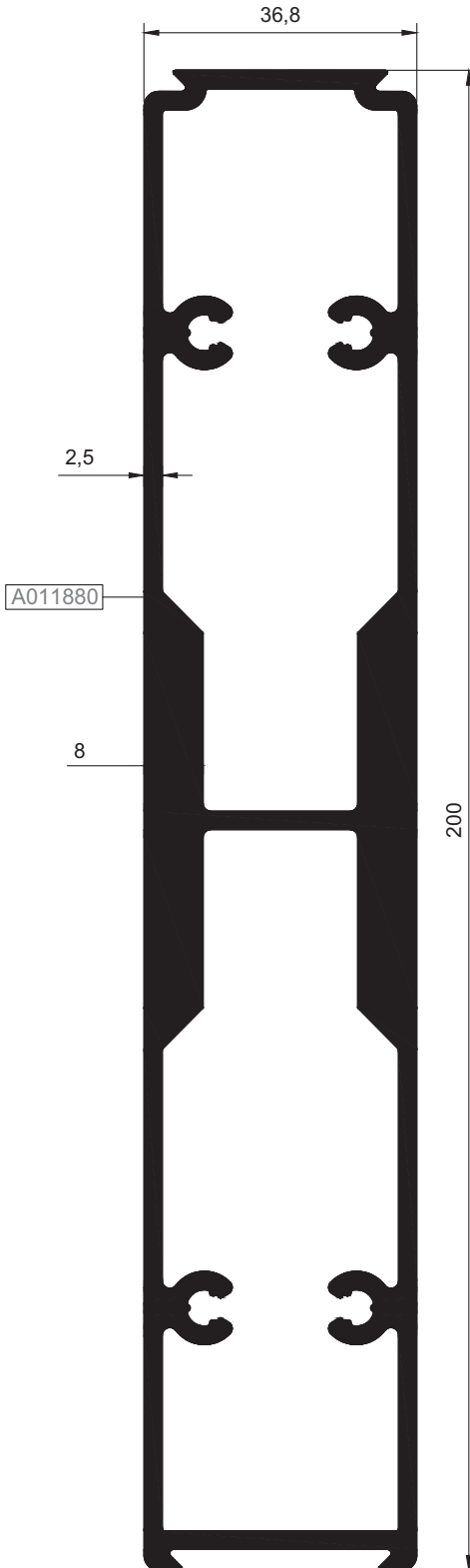
A010077



KOD / CODE	AĞIRLIK (kg/m) / WEIGHT	L m	KOD / CODE	AĞIRLIK (kg/m) / WEIGHT	L m
R50 C 22	5,550	6			



*R50 C 22



*04.10.38 VE 03.01.06 KODLU AKSESUARLAR İLE BİRLİKTE KULLANILACAKTIR.
IT WILL BE USED WITH 04.10.38 & 03.01.06 ACCESSORIES.

01

02

03

04

05

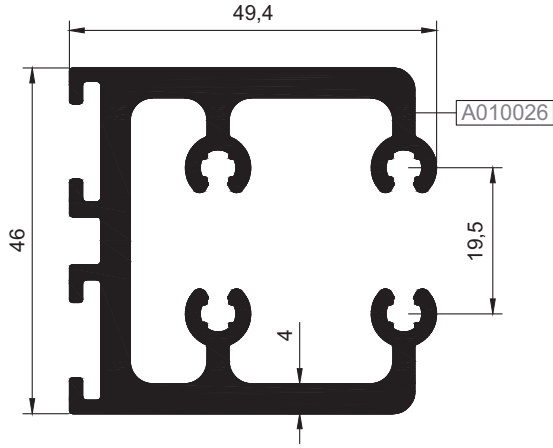
06

KOD / CODE	AĞIRLIK (kg/m) / WEIGHT	L m	KOD / CODE	AĞIRLIK (kg/m) / WEIGHT	L m
R50 C 06	2,033	6			
R50 C 10	1,715	6			
R50 C 24	1,363	6			

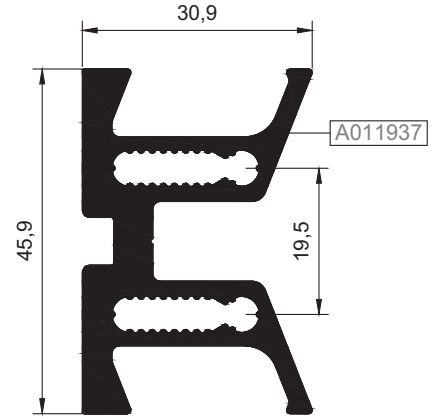


U BAĞLANTILAR / U CONNECTIONS

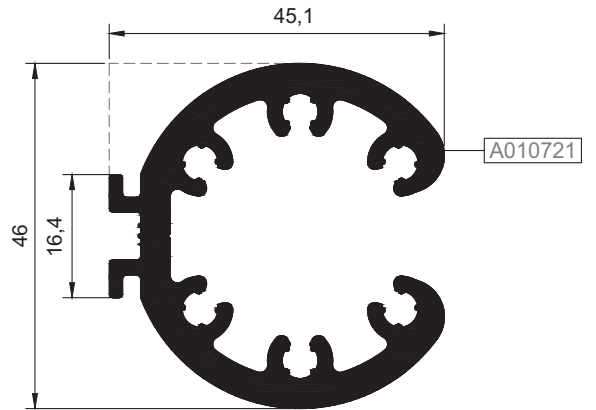
R50 C 06



R50 C 24



R50 C 10



01

02

03

04

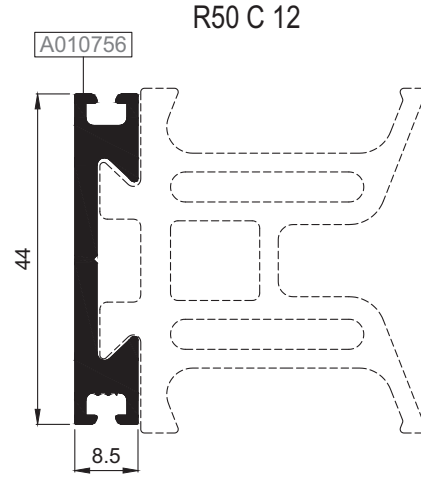
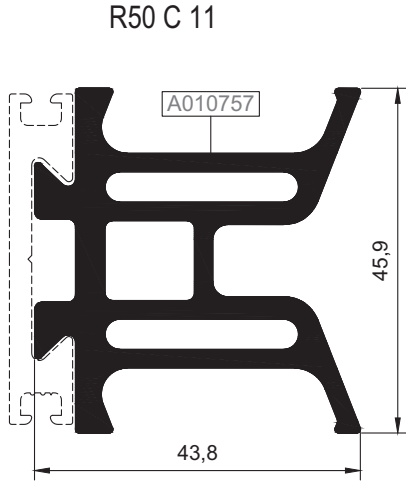
05

06

KOD / CODE	AĞIRLIK (kg/m) / WEIGHT	L m	KOD / CODE	AĞIRLIK (kg/m) / WEIGHT	L m
R50 C 11	1,813	6			
R50 C 12	0,548	6			



KIRLANGIÇ (T) BAĞLANTILAR / T CONNECTIONS



01


02

03

04

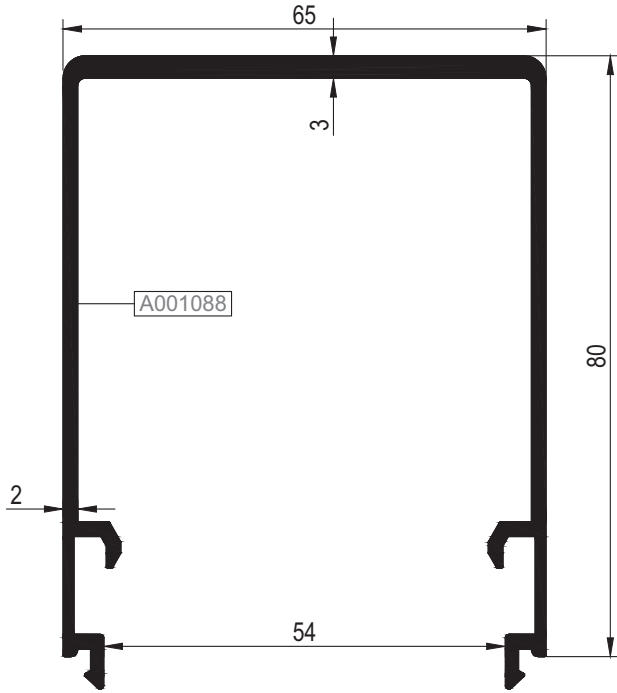
05

06

KOD / CODE	AĞIRLIK (kg/m) / WEIGHT	Jxx cm ⁴	Jyy cm ⁴	Wx cm ³	Wy cm ³	L m	
K50 P 19	1,336	39,110	39,480	----	----	6	
R50 M 14	1,555	16,928	24,136	----	----	6	

01

K50 P 19

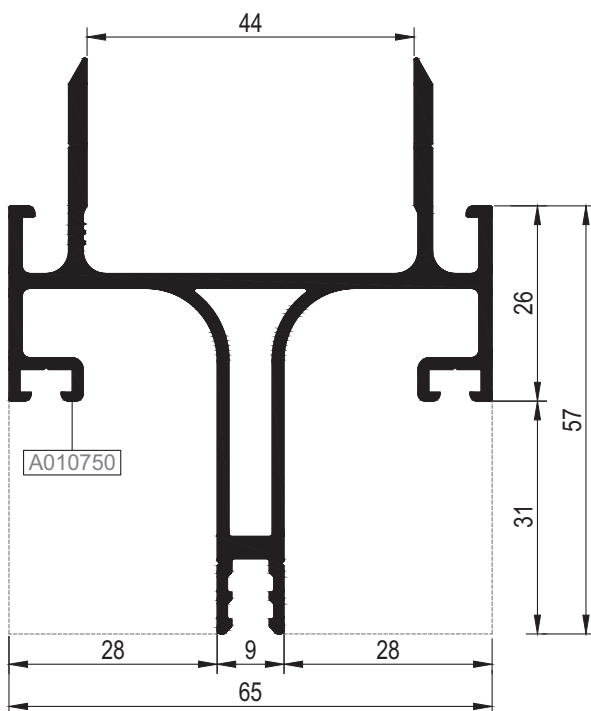


02

03

04

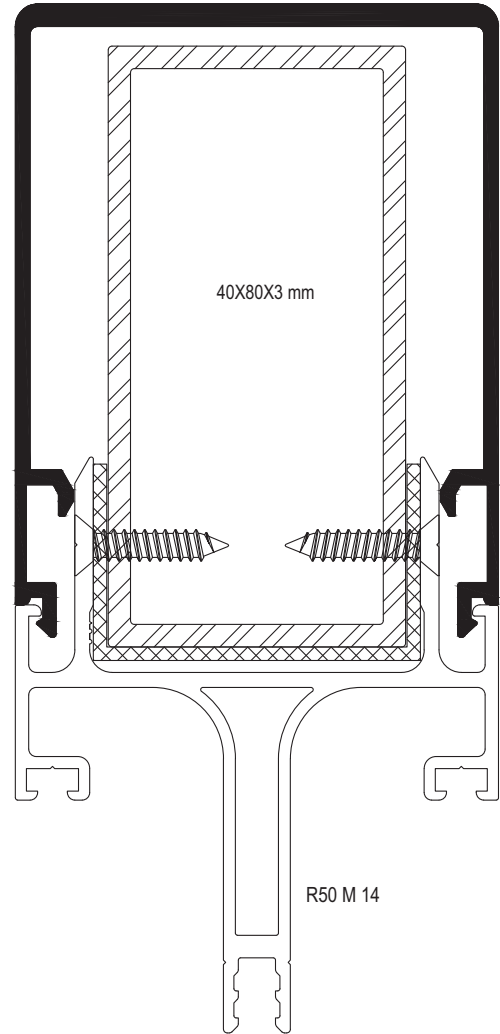
R50 M 14




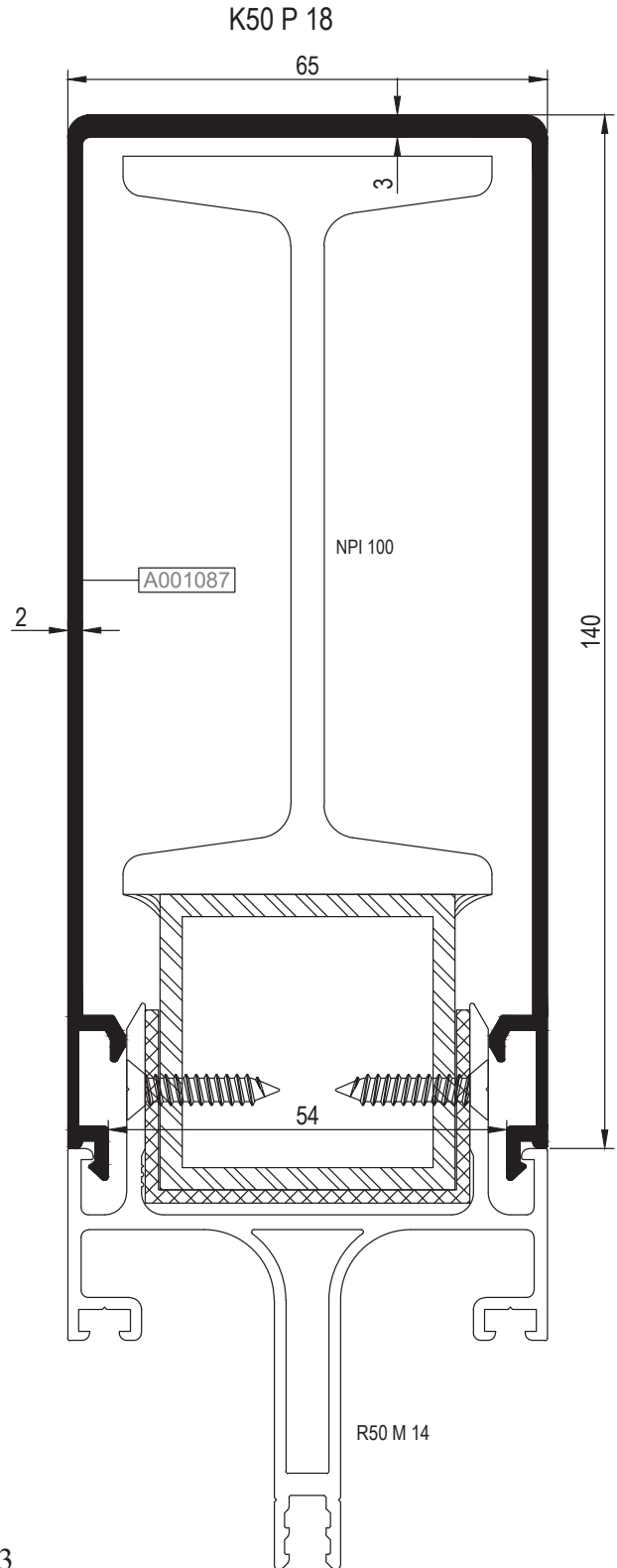
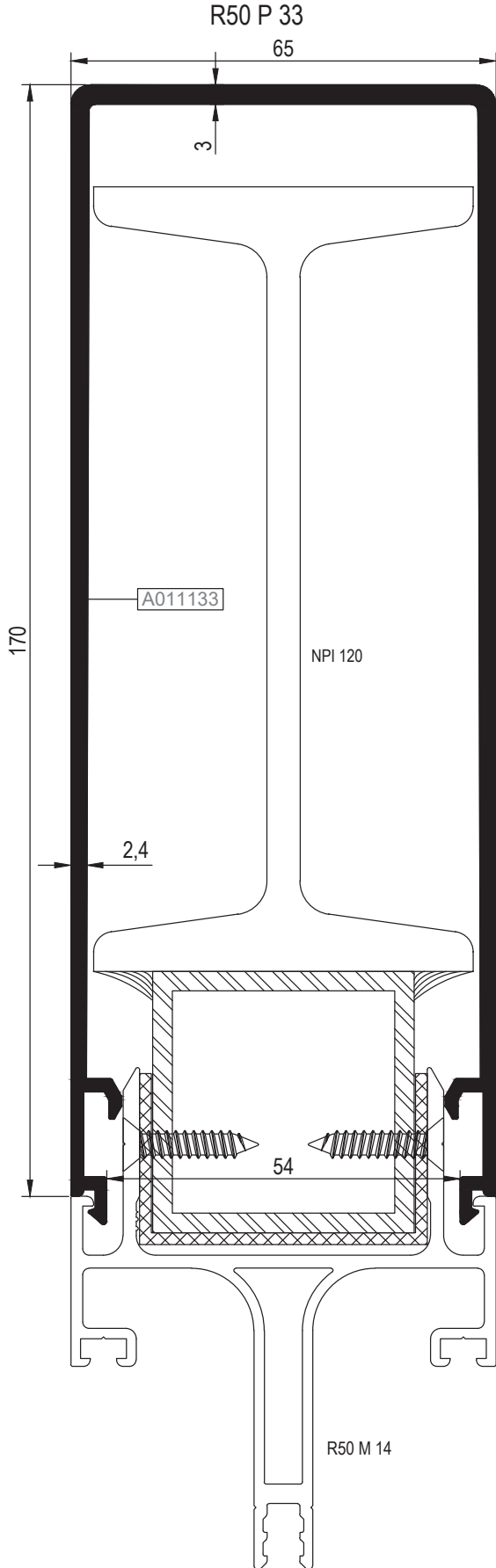
05

06

K50 P 19



KOD / CODE	AĞIRLIK (kg/m) / WEIGHT	Jxx cm ⁴	Jyy cm ⁴	Wx cm ³	Wy cm ³	L m	
R50 P 33	2,997	351,315	94,281	----	----	6	
K50 P 18	2,313	193,150	70,297	----	----	6	



01


02

03

04

05

06

KOD / CODE	AĞIRLIK (kg/m) / WEIGHT	Jxx cm ⁴	Jyy cm ⁴	Wx cm ³	Wy cm ³	L m	
K50 P 20	0,901	77,402	25,100	----	----	6	
R50 P 04	0,455	----	----	----	----	6	
R50 P 05	0,566	----	----	----	----	6	
R50 P 35	0,380	----	----	----	----	6	
R50 T 08	1,422	14,893	22,457	----	----	6	

01

02

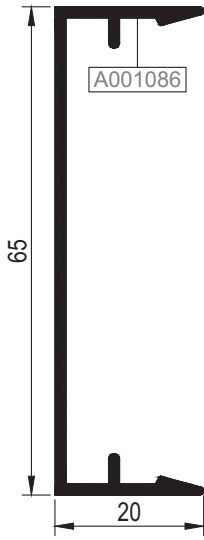
03

04

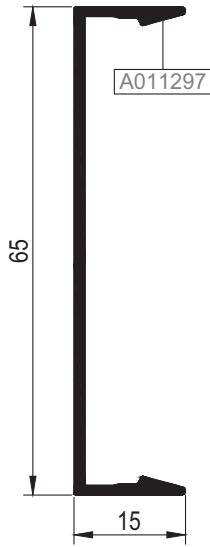
05

06

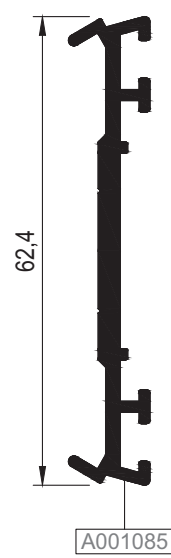
R50 P 04



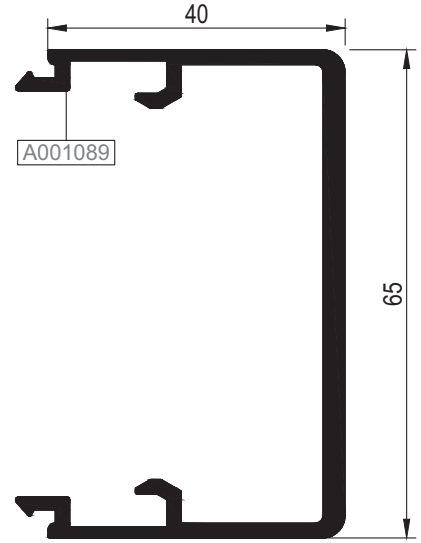
R50 P 35



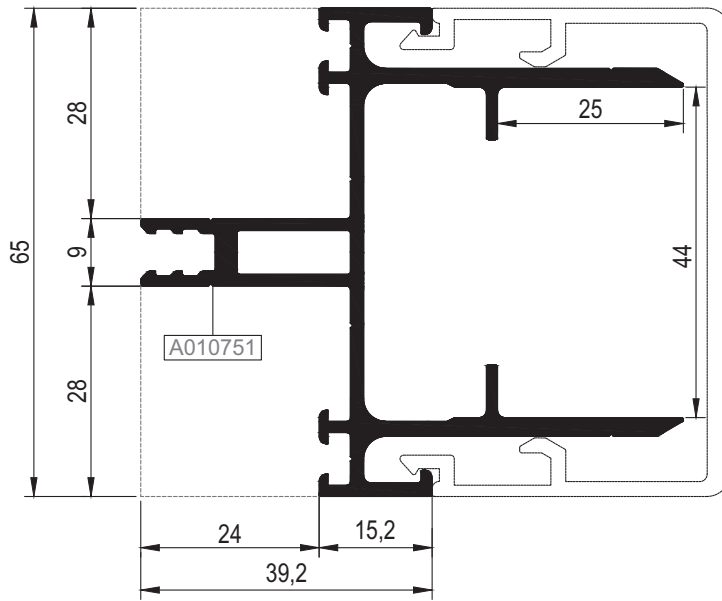
R50 P 05



K50 P 20



R50 T 08



STOKTA BULUNAN SİSTEM PROFİLLERİNİN LİSTESİ
(LIST OF SYSTEM PROFILES IN STOCK)

Nr			MIN. SİPARİŞ MİKTARI MIN. ORDER QUANTITY
AR50V16	A010776	75 kg	150 kg
	A010032	75 kg	
AR50V27	A011283	75 kg	150 kg
	A010032	75 kg	
AR50H09	A010049	75 kg	150 kg
	A010966	75 kg	
R50 C 22	A011880		75 kg
R50 M 01	A010000		75 kg
R50 M 02	A010001		75 kg
R50 M 03	A010002		75 kg
R50 M 04	A010003		75 kg
R50 M 18	A010926		75 kg
R50 M 20	A010969		75 kg
R50 M 21	A010970		75 kg
R50 T 02	A010007		75 kg
R50 T 03	A010008		75 kg
R50 T 04	A010009		75 kg
R50 T 05	A010010		75 kg
R50 T 06	A010011		75 kg
R50 T 13	A010968		75 kg
R50 T 14	A11132A		75 kg
R50 T 17	A011166		75 kg
R50 T 18	A011173		75 kg
R50 P 01	A02357A		75 kg
R50 P 03	A02359A		75 kg
R50 P 04	A001086		75 kg
R50 P 05	A001085		75 kg
R50 P 06	A02381A		75 kg
R50 P 15	A10054A		75 kg
R50 P 16	A10055A		75 kg
R50 P 32	A011137		75 kg
R50 R 04	A010043		75 kg
R50 S 01	A010078		75 kg
R50 V 21	A011060		75 kg
R50 V 26	A011278		75 kg
R50 V 28	A011366		75 kg
R50 H 06	A010932		75 kg
K50 P 19	A001088		75 kg
R50 A 01	A010048		75 kg
R50 C 04	A010017		75 kg
R50 C 06	A010026		75 kg
R50 C 11	A010757		75 kg
R50 C 12	A010756		75 kg
R50 E 12	A011280		75 kg

* STOKTA BULUNMAYAN TÜM PROFİLLER İÇİN MİNİMUM SİPARİŞ MİKTARI 300 KG'DIR.
MINIMUM ORDER QUANTITY FOR ALL THE PROFILES THAT ARE NOT IN STOCK IS 300 KG.

MİMARİ KATALOG

ARCHITECTURAL CATALOGUE

Alüminyum Kapı Pencere ve Giydirme Cephe Sistemleri
Aluminium Window Doors and Facade Systems

R50

CAM TABLOLARI

GLASS TABLES

DÜŞEY VE YATAY BAĞLANTILAR

MULLION & TRANSOM CONNECTION PIECES

KÖŞE TAKOZLARI

CORNER CLEATS

01

02

03

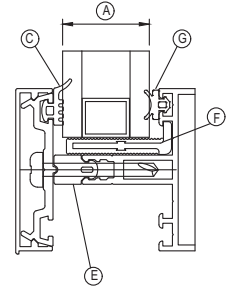
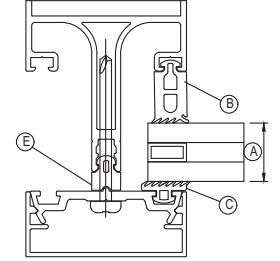
04

05

06

01

A	B	C	E	F	G
CAM GLASS	İÇ CAM FİTİLİ GLASS GASKET	DIŞ CAM FİTİLİ GLASS GASKET	ORTA FİTİL CENTRAL GASKET	CAM TAKOZU SUPPORTER	İÇ CAM FİTİLİ GLASS GASKET
18 mm.	01.02.21.	01.11.01.	01.05.01.	R50 S 01	01.03.21.
19 mm.	01.02.22.	01.11.01.	01.05.01.	R50 S 01	01.03.22.
20 mm.	01.02.23.	01.11.01.	01.05.01.	R50 S 01	01.03.23.
21 mm.	01.02.24.	01.11.01.	01.05.01.	R50 S 01	01.03.24.
22 mm.	01.02.25.	01.11.01.	01.05.01.	R50 S 01	01.03.25.
23 mm.	01.02.26.	01.11.01.	01.05.01.	R50 S 01	01.03.26.
24 mm.	01.02.27.	01.11.01.	01.05.01.	R50 S 01	01.03.27.
25 mm.	01.02.27.	01.11.01.	01.05.02.	R50 S 01	01.03.27.
26 mm.	01.02.27.	01.11.01.	01.05.03.	R50 S 01	01.03.27.
27 mm.	01.02.27.	01.11.01.	01.05.04.	R50 S 01	01.03.27.
28 mm.	01.02.27.	01.11.01.	01.05.05.	R50 S 01	01.03.27.
29 mm.	01.02.27.	01.11.01.	01.05.06.	R50 S 01	01.03.27.



02

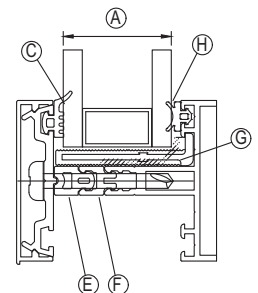
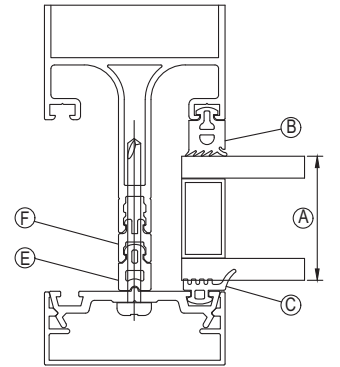
03

04

05

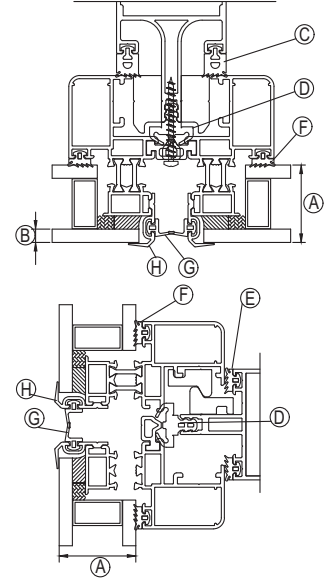
06

A	B	C	E	G	H	F
CAM GLASS	İÇ CAM FİTİLİ GLASS GASKET	DIŞ CAM FİTİLİ GLASS GASKET	ORTA FİTİL CENTRAL GASKET	CAM TAKOZU SUPPORTER	İÇ CAM FİTİLİ GLASS GASKET	PVC PROFİL PVC PROFILE
30 mm.	01.02.26.	01.11.01.	01.05.01.	E50 S 02	01.03.26.	02.01.01.
31 mm.	01.02.27.	01.11.01.	01.05.01.	E50 S 02	01.03.27.	02.01.01.
32 mm.	01.02.27.	01.11.01.	01.05.02.	E50 S 02	01.03.27.	02.01.01.
33 mm.	01.02.27.	01.11.01.	01.05.03.	E50 S 02	01.03.27.	02.01.01.
34 mm.	01.02.27.	01.11.01.	01.05.04.	E50 S 02	01.03.27.	02.01.01.
35 mm.	01.02.27.	01.11.01.	01.05.05.	E50 S 04	01.03.27.	02.01.01.
36 mm.	01.02.27.	01.11.01.	01.05.06.	E50 S 04	01.03.27.	02.01.01.
37 mm.	01.02.27.	01.11.01.	01.05.02.	E50 S 04	01.03.27.	02.01.08.
38 mm.	01.02.27.	01.11.01.	01.05.03.	E50 S 04	01.03.27.	02.01.08.
39 mm.	01.02.27.	01.11.01.	01.05.04.	E50 S 04	01.03.27.	02.01.08.
40 mm.	01.02.27.	01.11.01.	01.05.05.	E50 S 04	01.03.27.	02.01.08.



KULLANILAN PROFİL: AR50V27

A	F (İÇ CAM FİTİLİ)			C	D	E	G
	B, DIŞ CAM KALINLIĞI GLASS THICKNESS (OUT)						
	5 mm. R50 R 06	6 mm. R50 R 01	8 mm. R50 R 05				
CAM GLASS				CAM FİTİLİ GLASS GASKET	ORTA FİTİL CENTRAL GASKET	CAM FİTİLİ GLASS GASKET	TIRNAK FİTİLİ GASKET
21 mm.	01.02.21.	—	—	01.02.27	01.07.01.	01.03.27.	01.08.03.
22 mm.	01.02.22.	01.02.21.	—	01.02.27	01.07.01.	01.03.27.	01.08.03.
23 mm.	01.02.23.	01.02.22.	—	01.02.27	01.07.01.	01.03.27.	01.08.03.
24 mm.	—	01.02.23.	01.02.21.	01.02.27	01.07.01.	01.03.27.	01.08.03.
25 mm.	01.02.25.	—	01.02.22.	01.02.27	01.07.01.	01.03.27.	01.08.03.
26 mm.	01.02.26.	01.02.25.	01.02.23.	01.02.27	01.07.01.	01.03.27.	01.08.03.
27 mm.	01.02.27.	01.02.26.	—	01.02.27	01.07.01.	01.03.27.	01.08.03.
28 mm.	—	01.02.27.	01.02.25.	01.02.27	01.07.01.	01.03.27.	01.08.03.
29 mm.	01.03.22.	—	01.02.26.	01.02.27	01.07.01.	01.03.27.	01.08.03.
30 mm.	01.03.23.	01.03.22.	01.02.27.	01.02.27	01.07.01.	01.03.27.	01.08.03.
31 mm.	01.03.24.	01.03.23.	—	01.02.27	01.07.01.	01.03.27.	01.08.03.
32 mm.	—	01.03.24.	01.03.22.	01.02.27	01.07.01.	01.03.27.	01.08.03.
33 mm.	01.03.26.	01.03.25.	01.03.23.	01.02.27	01.07.01.	01.03.27.	01.08.03.
34 mm.	01.03.27.	01.03.26.	01.03.24.	01.02.27	01.07.01.	01.03.27.	01.08.03.
35 mm.	—	01.03.27.	—	01.02.27	01.07.01.	01.03.27.	01.08.03.
36 mm.	—	—	01.03.26.	01.02.27	01.07.01.	01.03.27.	01.08.03.
37 mm.	—	—	01.03.27.	01.02.27	01.07.01.	01.03.27.	01.08.03.



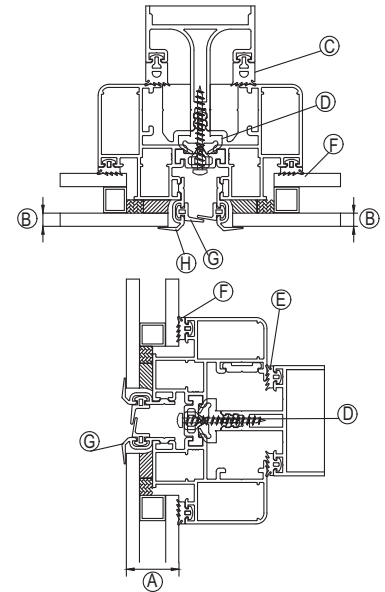
01

02

03

KULLANILAN PROFİLLER: R50 V 26 - R50 V 28

A	F (İÇ CAM FİTİLİ)			C	D	E	G
	B, DIŞ CAM KALINLIĞI GLASS THICKNESS (OUT)						
	5 mm. R50 R 06	6 mm. R50 R 01	8 mm. R50 R 05				
CAM GLASS				CAM FİTİLİ GLASS GASKET	ORTA FİTİL CENTRAL GASKET	CAM FİTİLİ GLASS GASKET	TIRNAK FİTİLİ GASKET
18 mm.	01.03.22.	01.03.21	01.02.26	01.02.27	01.07.01	01.03.27	01.08.03
19 mm.	01.03.23.	01.03.22	01.02.27	01.02.27	01.07.01	01.03.27	01.08.03
20 mm.	01.03.24.	01.03.23	01.03.21	01.02.27	01.07.01	01.03.27	01.08.03
21 mm.	01.03.25.	01.03.24	01.03.22	01.02.27	01.07.01	01.03.27	01.08.03
22 mm.	01.03.26.	01.03.25	01.03.23	01.02.27	01.07.01	01.03.27	01.08.03
23 mm.	01.03.27.	01.03.26	01.03.24	01.02.27	01.07.01	01.03.27	01.08.03
24 mm.	—	01.03.27	01.03.25	01.02.27	01.07.01	01.03.27	01.08.03
25 mm.	—	—	01.03.26	01.02.27	01.07.01	01.03.27	01.08.03
26 mm.	—	—	01.03.27	01.02.27	01.07.01	01.03.27	01.08.03



04

05

06

01

PROFİL KODU (PROFILE CODE)	25 L 15	25 L 35	25 L 38	25 L 50
FABRİKA KODU(FACTORY CODE)	A002060	A010076	A002074	A010838
AĞIRLIK (WEIGHT)	5,167 kg/m	4,192 kg/m	4,854 kg/m	1,748 kg/m
ÇİZİM (DRAWING)				

02

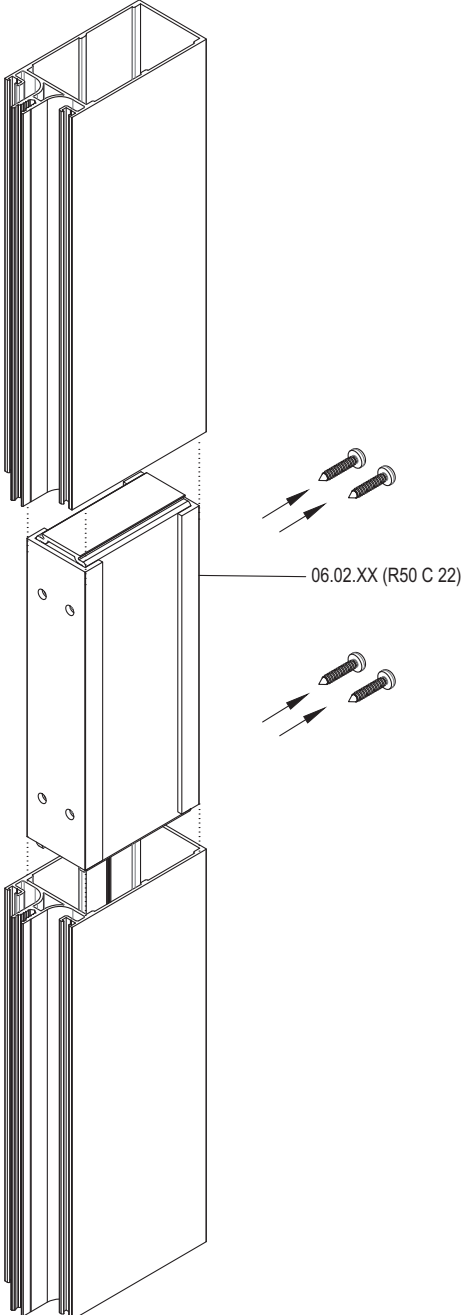
PROFİL KODU (PROFILE CODE)	25 L 61	25 L 62	25 L 69	
FABRİKA KODU(FACTORY CODE)	A001034	A002442	A011097	
AĞIRLIK (WEIGHT)	3,759 kg/m	4,249 kg/m	3,824 kg/m	
ÇİZİM (DRAWING)				

03

04

Nr			KESİM ÖLÇÜSÜ CUTTING SIZE	
R50 V 22	A011088	25 L 15 (A002060)	45,9 mm	204 L 15
		25 L 61 (A001034)	5,9 mm	128 L 61
R50 V 26	A011278	25 L 38 (A002074)	27,0 mm	157 L 38
		25 L 35 (A010076)	13,8 mm	239 L 35
R50 V 27	A011283	25 L 38 (A002074)	27,0 mm	157 L 38
		A010032 25 L 35 (A010076)	7,8 mm	140 L 35
R50 V 28	A011366	25 L 38 (A002074)	27,0 mm	157 L 38
		25 L 61 (A001034)	5,9 mm	128 L 61
R50 V 32	A011628	25 L 69 (A011097)	6,8 mm	275 L 69
		A010032 25 L 35 (A010076)	7,8 mm	140 L 35
AR50V34	A011283	25 L 38 (A002074)	27,0 mm	157 L 38
		A011806 25 L 69 (A011097)	5,7 mm	129 L 69
AR50V35	A011628	25 L 69 (A011097)	6,8 mm	275 L 69
		A011806 25 L 69 (A011097)	5,7 mm	129 L 69
R50 H 06	A010932	25 L 50 (A010838)	47,2 mm	196 L 50
		25 L 62 (A002442)	5,7 mm	129 L 62
R50 H 07	A010933	25 L 50 (A010838)	58,2 mm	206 L 50
		25 L 62 (A002442)	5,7 mm	129 L 62
AR50H09	A010049	25 L 50 (A010838)	22,2 mm	190 L 50
AR50H11	A010049	25 L 50 (A010838)	22,2 mm	190 L 50
R50 H 12	A011087	25 L 50 (A010838)	66,2 mm	220 L 50
		25 L 62 (A002442)	5,7 mm	129 L 62
AR50H15	A010049	25 L 50 (A010838)	22,2 mm	190 L 50
R50 H 16	A011424	25 L 50 (A010838)	41,5 mm	218 L 50
		25 L 50 (A010838)	22,9 mm	300 L 50

06

ÇİZİM DRAWING	AKSESUAR KODU ACCESSORY CODE	PROFİL PROFILE	KESİM ÖLÇÜSÜ CUTTING SIZE
	06.02.01	R50 M 01 R50 M 20	L=54,5 mm
	06.02.02	R50 M 02 R50 M 25	L=74,5 mm
	06.02.03	R50 M 03 R50 M 21	L=92,5 mm
	06.02.04	R50 M 04	L=111,5 mm
	06.02.05	R50 M 05	L=128,5 mm
	06.02.06	R50 M 06	L=148,5 mm
	06.02.07	R50 M 07	L=58,5 mm
	06.02.08	R50 M 08	L=89,5 mm
	06.02.09	R50 M 09	L=103,5 mm
	06.02.10	R50 M 10	L=23,2 mm
	06.02.11	R50 M 11	L=76,6 mm
	06.02.12	R50 M 15	L=148,3 mm
	06.02.13	R50 M 17	L=94,5 mm
	06.02.14	R50 M 18	L=74,9 mm
	06.02.15	R50 M 19	L=68,5 mm
	06.02.17	R50 M 26	L=167,3 mm
	06.02.18	R50 M 29	L=131,8 mm
	06.02.19	R50 M 30	L=76,3 mm
	06.02.20	R50 M 34	L=64,5 mm
	06.02.21	R50 M 35	L=61,5 mm
	06.02.31	R50 M 38	L=126 mm
	06.02.32	R50 M 39	L=124 mm

01

02

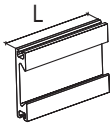
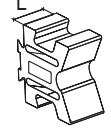

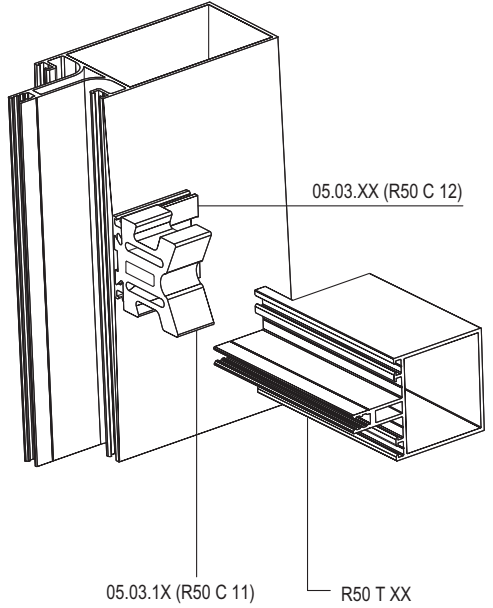
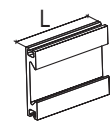
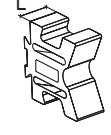

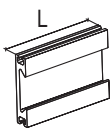
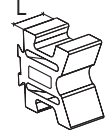

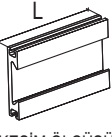
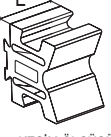
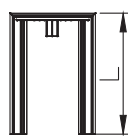
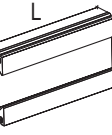

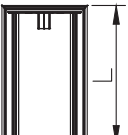

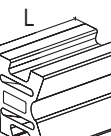
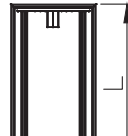
03

04

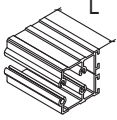
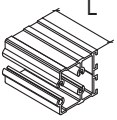
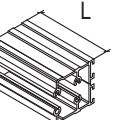
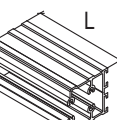
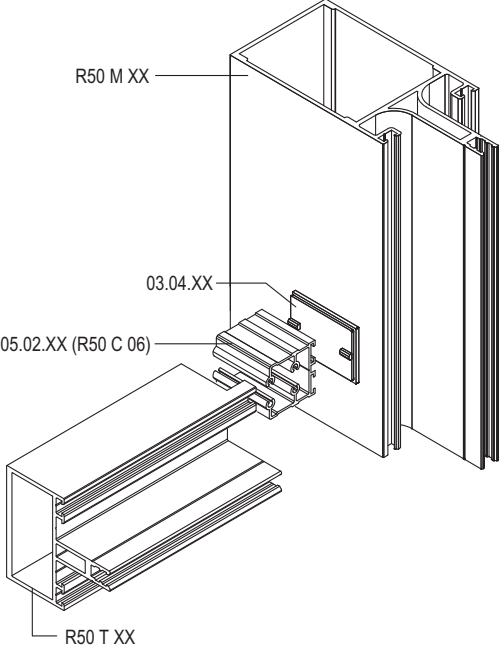
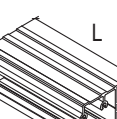
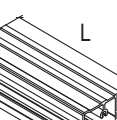
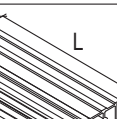
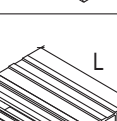
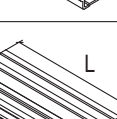
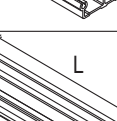
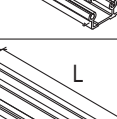
05

06

R50 C 11 VE R50 C 12 İÇİN KIRLANGIÇ (T) BAĞLANTI AKSESUARLARI
T CONNECTIONS FOR R50 C 11 & R50 C 12

ÇİZİM/DRAWING	ÇİZİM/DRAWING	ÇİZİM/DRAWING	RENK/COLOUR		UYGULAMA /APPLICATION
05.03.01  KESİM ÖLÇÜSÜ CUTTING SIZE L=18,7 mm	05.03.11  KESİM ÖLÇÜSÜ CUTTING SIZE L=19,7 mm	04.23.T01  KESİM ÖLÇÜSÜ CUTTING SIZE L= 23 mm	PRES	R50 T 01	
05.03.02  KESİM ÖLÇÜSÜ CUTTING SIZE L=40,9 mm	05.03.12  KESİM ÖLÇÜSÜ CUTTING SIZE L=41,9 mm	04.23.T02  KESİM ÖLÇÜSÜ CUTTING SIZE L= 45 mm	PRES	R50 T 02 R50 T 13	
05.03.03  KESİM ÖLÇÜSÜ CUTTING SIZE L=50,9 mm	05.03.13  KESİM ÖLÇÜSÜ CUTTING SIZE L=51,9 mm	04.23.T03  KESİM ÖLÇÜSÜ CUTTING SIZE L= 55 mm	PRES	R50 T 03	
05.03.04  KESİM ÖLÇÜSÜ CUTTING SIZE L=76,9 mm	05.03.14  KESİM ÖLÇÜSÜ CUTTING SIZE L=77,8 mm	04.23.T04  KESİM ÖLÇÜSÜ CUTTING SIZE L= 81 mm	PRES	R50 T 04 R50 T 18	
05.03.05  KESİM ÖLÇÜSÜ CUTTING SIZE L=96,9 mm	05.03.15  KESİM ÖLÇÜSÜ CUTTING SIZE L=97,8 mm	04.23.T05  KESİM ÖLÇÜSÜ CUTTING SIZE L=101 mm	PRES	R50 T 05	
05.03.06  KESİM ÖLÇÜSÜ CUTTING SIZE L=116,9 mm	05.03.16  KESİM ÖLÇÜSÜ CUTTING SIZE L=115,8 mm	04.23.T06  KESİM ÖLÇÜSÜ CUTTING SIZE L= 120 mm	PRES	R50 T 06	

R50 C 06 İÇİN U BAĞLANTI AKSESUARLARI
U CONNECTIONS FOR R50 C 06

ÇİZİM DRAWING	AKSESUAR KODU ACCESSORY CODE	PROFİL PROFILE	KESİM ÖLÇÜSÜ CUTTING SIZE	ÇİZİM DRAWING	AKSESUAR KODU ACCESSORY CODE	PROFİL PROFILE	KESİM ÖLÇÜSÜ CUTTING SIZE
	05.02.01	R50 T 01	L=20,7 mm		05.02.15	R50 T 24 Not: Yatay genişleme contası yoktur. There is no horizontal expansion joint.	L=87,7 mm
	05.02.02	R50 T 02 R50 T 13	L=41,9 mm				
	05.02.03	R50 T 03	L=51,9 mm				
	05.02.04	R50 T 04 R50 T 18	L=77,8 mm				
	05.02.05	R50 T 05	L=97,8 mm				
	05.02.06	R50 T 06	L=115,8 mm				
	05.02.07	R50 T 15	L=66,6 mm				
	05.02.08	R50 T 16	L=97,6 mm				
	05.02.09	R50 T 17	L=137,8 mm				
	05.02.10	R50 T 14	L=117,7 mm				

01

02

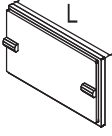
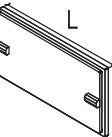
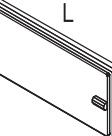
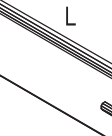
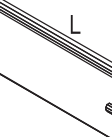
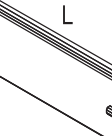
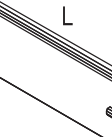
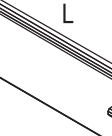
03

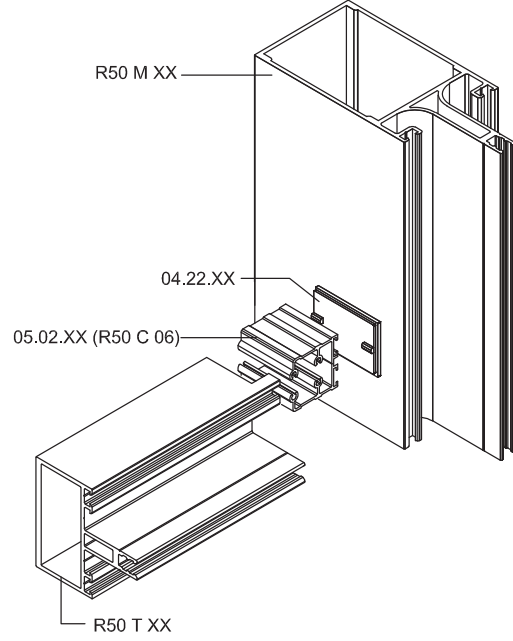
04

05

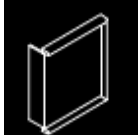
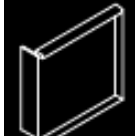
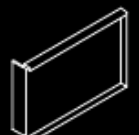
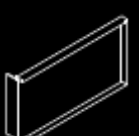
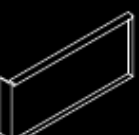
06

R50 C 06 İÇİN U BAĞLANTI AKSESUARLARI
U CONNECTIONS FOR R50 C 06

ÇİZİM DRAWING	AKSESUAR KODU ACCESSORY CODE	PROFİL PROFILE	KESİM ÖLÇÜSÜ CUTTING SIZE	MALZEME MATERIAL
	04.22.01	R50 T 01	L=24 mm	TPV
	04.22.02	R50 T 02 R50 T 13	L=44 mm	TPV
	04.22.03	R50 T 03	L=54 mm	TPV
	04.22.04	R50 T 04 R50 T 18	L=80 mm	TPV
	04.22.05	R50 T 05	L=100 mm	TPV
	04.22.06	R50 T 14	L=120 mm	TPV
	04.22.13	R50 T 06	L=120 mm	TPV
	04.22.09	R50 T 17	L=139,8 mm	TPV



U BAĞLANTI CONTALARI / U CONNECTION PLUGS (PVC)

ÇİZİM DRAWING	AKSESUAR KODU ACCESSORY CODE	PROFİL PROFILE	KESİM ÖLÇÜSÜ CUTTING SIZE	MALZEME MATERIAL
	04.17.02	R50 T 02 R50 T 13	L=44 mm	PVC
	04.17.03	R50 T 03	L=54 mm	PVC
	04.17.04	R50 T 04 R50 T 18	L=80 mm	PVC
	04.17.05	R50 T 05	L=100 mm	PVC
	04.17.06	R50 T 06 R50 T 14	L=120 mm	PVC

*04.17.XX KODLU PVC CONTALAR KULLANILDIĞINDA 01.14.01 BİTİŞ FİTİLİNİN KULLANILMASINA GEREK YOKTUR.
IT IS NOT NECESSARY TO USE GASKET 01.14.01 WHEN USING PLUGS 04.17.XX

*KANAT OLAN BÖLÜMLERDE VE DİKME -KAYIT HEMİYÜZ OLDUĞUNDA EPDM CONTA KULLANILMALIDIR.
EPDM PLUG SHOULD BE USED IN THE PARTS WITH VENTS.

R50 C 10 İÇİN U BAĞLANTI AKSESUARLARI
U CONNECTIONS FOR R50 C 10

ÇİZİM DRAWING	AKSESUAR KODU ACCESSORY CODE	PROFİL PROFILE	KESİM ÖLÇÜSÜ CUTTING SIZE
	05.07.01	R50 T 01	L=20,7 mm
	05.07.02	R50 T 02 R50 T 13	L=41,9 mm
	05.07.03	R50 T 03	L=51,9 mm
	05.07.04	R50 T 04 R50 T 18	L=77,8 mm
	05.07.05	R50 T 05	L=97,8 mm
	05.07.06	R50 T 06	L=115,8 mm
	05.07.07	R50 T 15	L=66,6 mm
	05.07.08	R50 T 16	L=97,6 mm
	05.07.09	R50 T 17	L=137,8 mm
	05.07.10	R50 T 14	L=117,7 mm

01

02

03

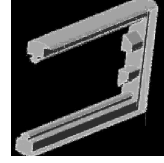
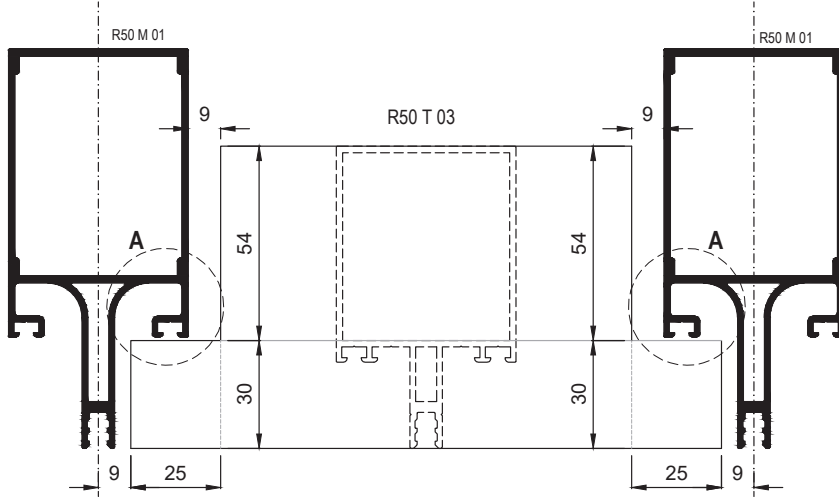
04

05

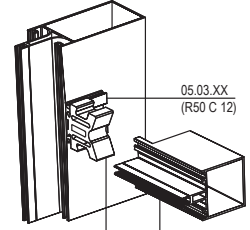
06

01

YATAY KAYIT KESİM ÖLÇÜLERİ (R50 C 11 İLE)
TRANSOM CUTTING DIMENSIONS (WITH R50 C 11)



03.04.07.TXX



05.03.XX
(R50 C 12)


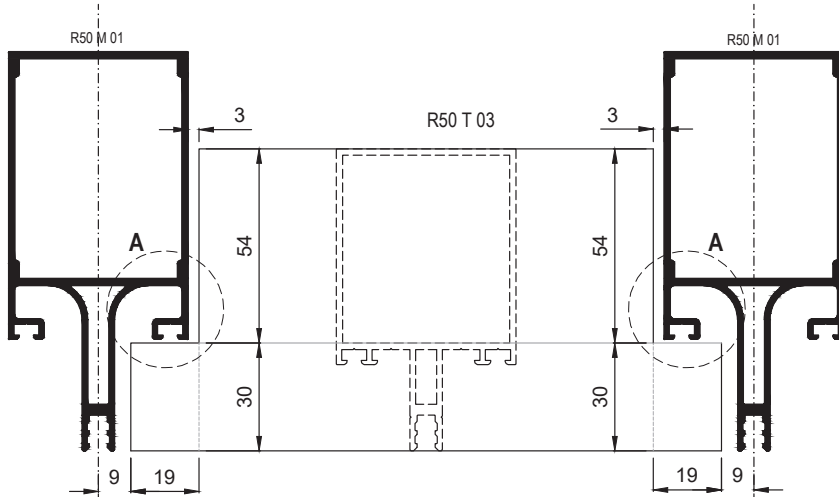
05.03.XX
(R50 C 11)

R50 T XX

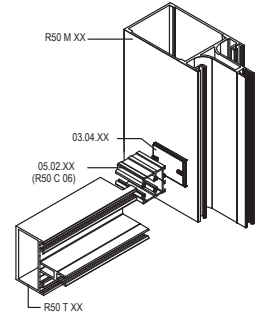
02

03

YATAY KAYIT KESİM ÖLÇÜLERİ (R50 C 06 İLE)
TRANSOM CUTTING DIMENSIONS (WITH R50 C 06)



03.04.XX



R50 M XX

03.04.XX

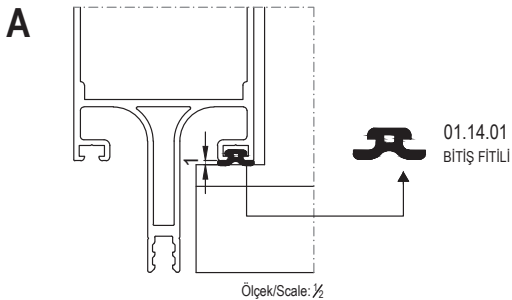
05.02.XX
(R50 C 06)

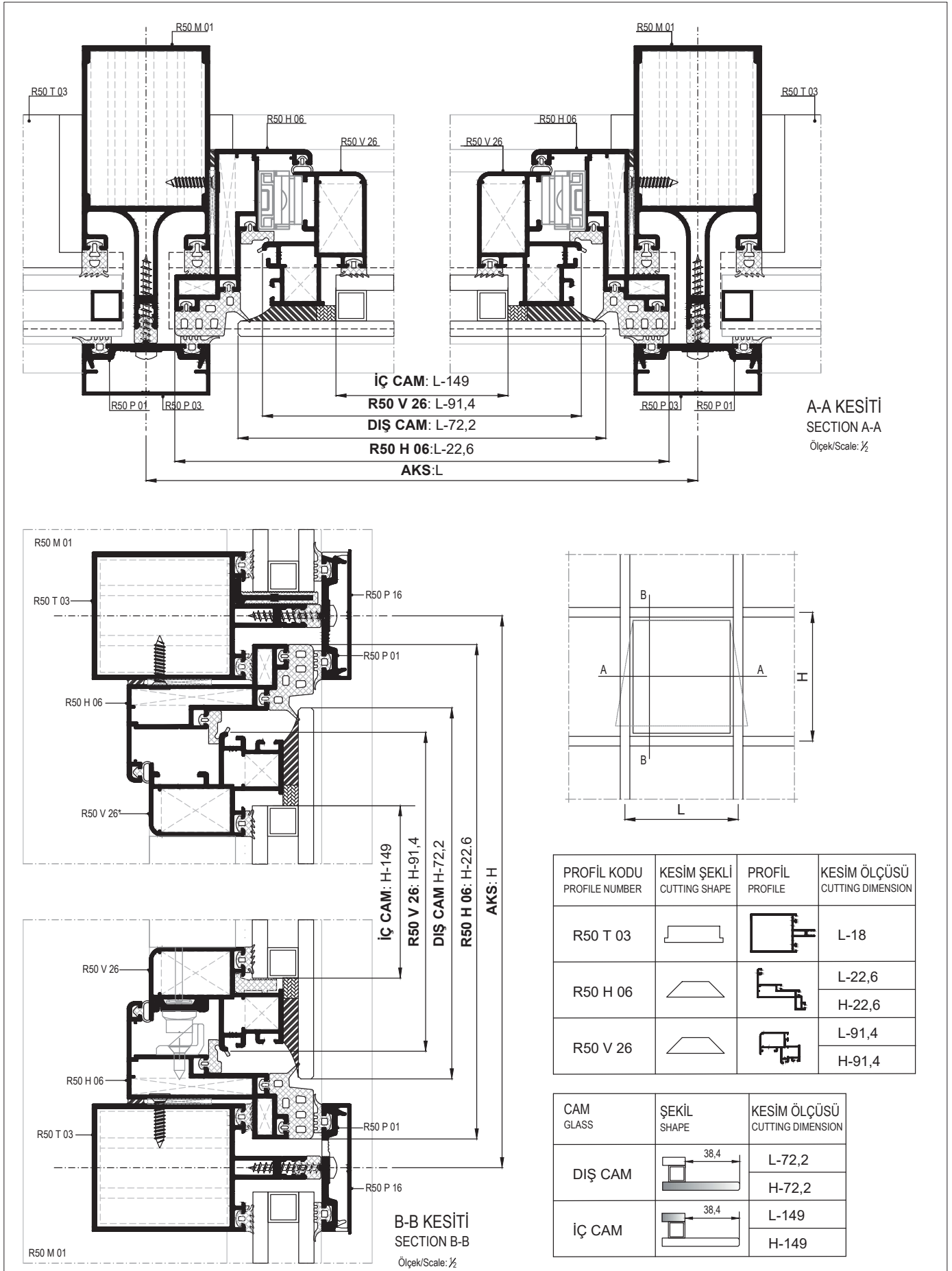
R50 T XX

04

05

06





01

02

03

04

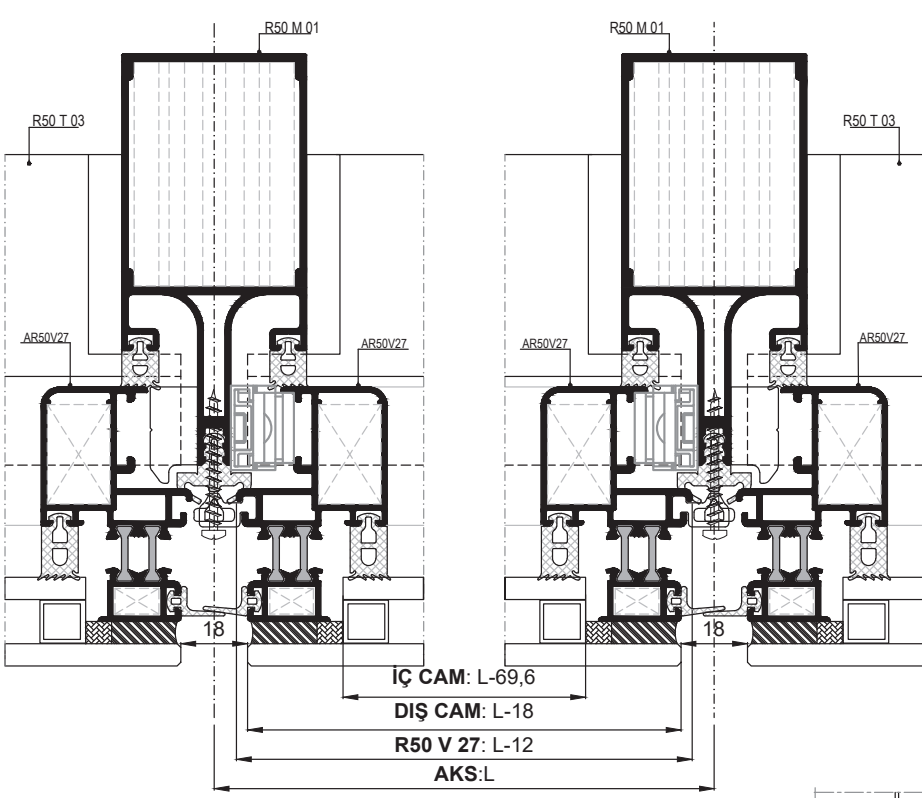
05

06

01

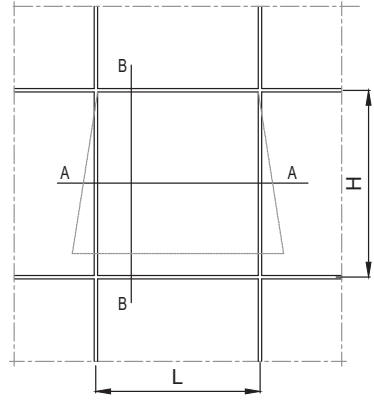
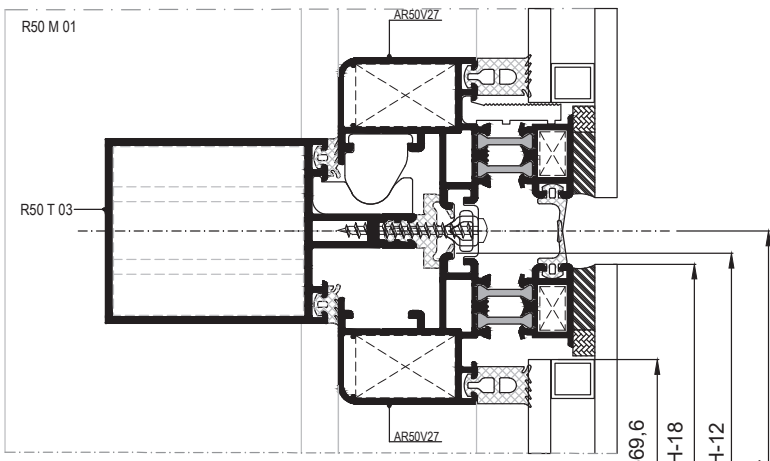
02

03



A-A KESİTİ
SECTION A-A
Ölçek/Scale: ½

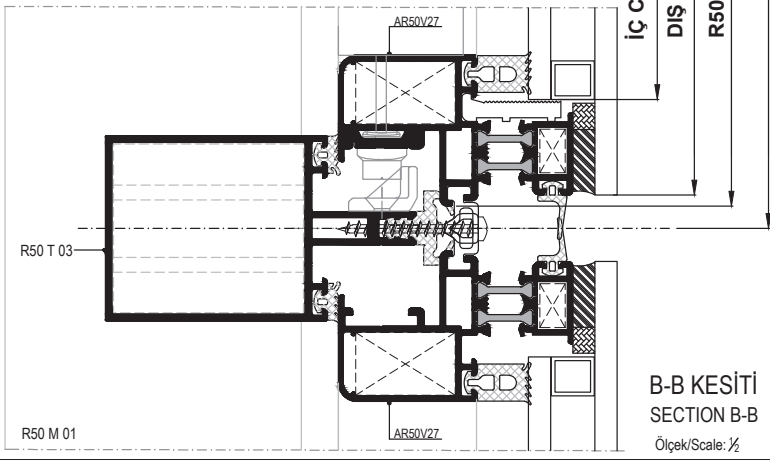
04



05

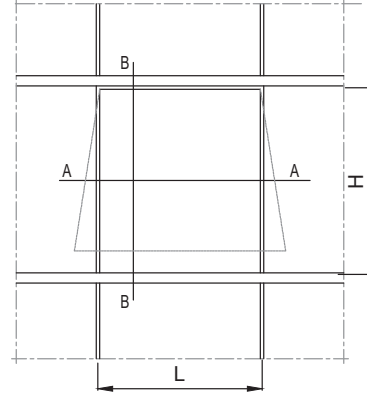
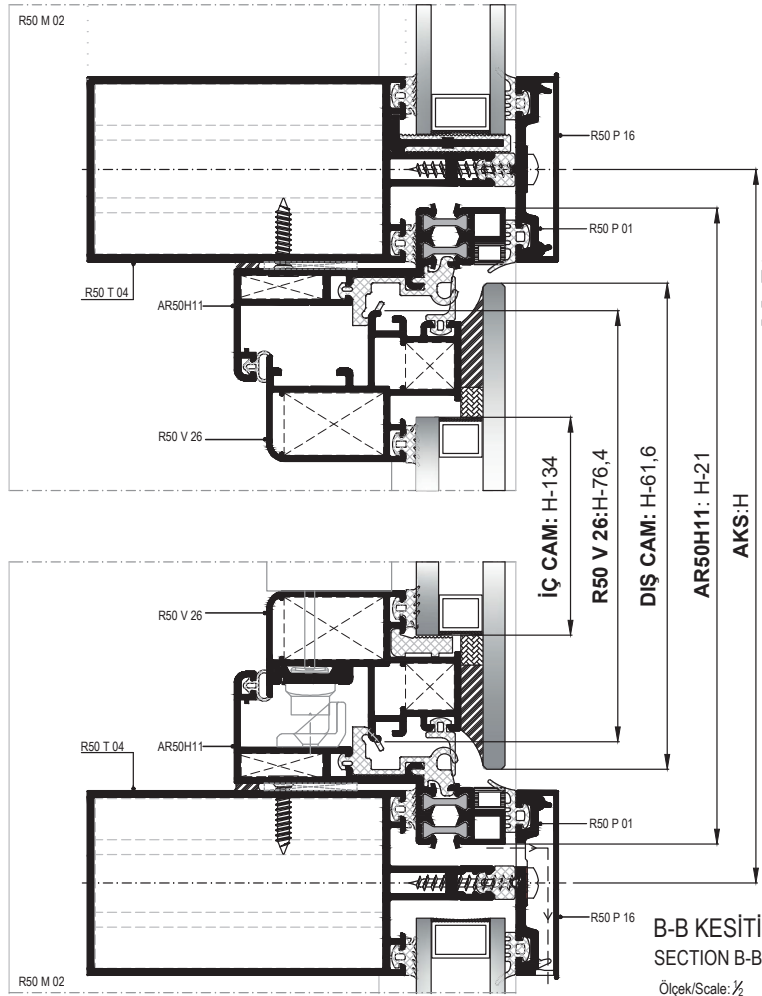
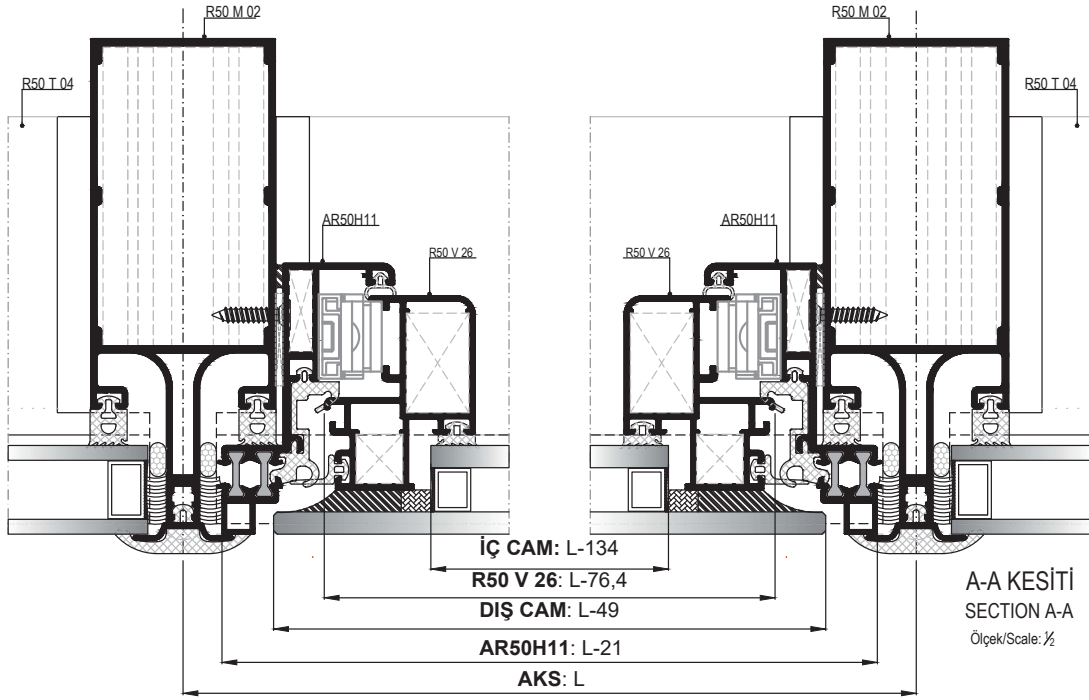
PROFIL KODU PROFILE NUMBER	KESİM ŞEKLİ CUTTING SHAPE	PROFİL PROFILE	KESİM ÖLÇÜSÜ CUTTING DIMENSION (mm)
R50 T 03			L-18
AR50V27			L-12 H-12

06



B-B KESİTİ
SECTION B-B
Ölçek/Scale: ½

CAM GLASS	ŞEKİL SHAPE	KESİM ÖLÇÜSÜ CUTTING DIMENSION (mm)
DIŞ CAM		L-18 H-18
İÇ CAM		L-69,6 H-69,6



PROFİL KODU PROFILE NUMBER	KESİM ŞEKLİ CUTTING SHAPE	PROFİL PROFILE	KESİM ÖLÇÜSÜ CUTTING DIMENSION
R50 T 03			L-18
AR50H11			L-21 H-21
R50 V 26			L-76,4 H-76,4

CAM GLASS	ŞEKİL SHAPE	KESİM ÖLÇÜSÜ CUTTING DIMENSION
DIŞ CAM		L-49 H-61,6
İÇ CAM		L-134 H-134

01

02

03

04

05

06

MİMARİ KATALOG

ARCHITECTURAL CATALOGUE

Alüminyum Kapı Pencere ve Giydirme Cephe Sistemleri
Aluminium Window Doors and Facade Systems

R50TT

PROFİLLER VE DETAYLAR

PROFILES AND DETAILS

01

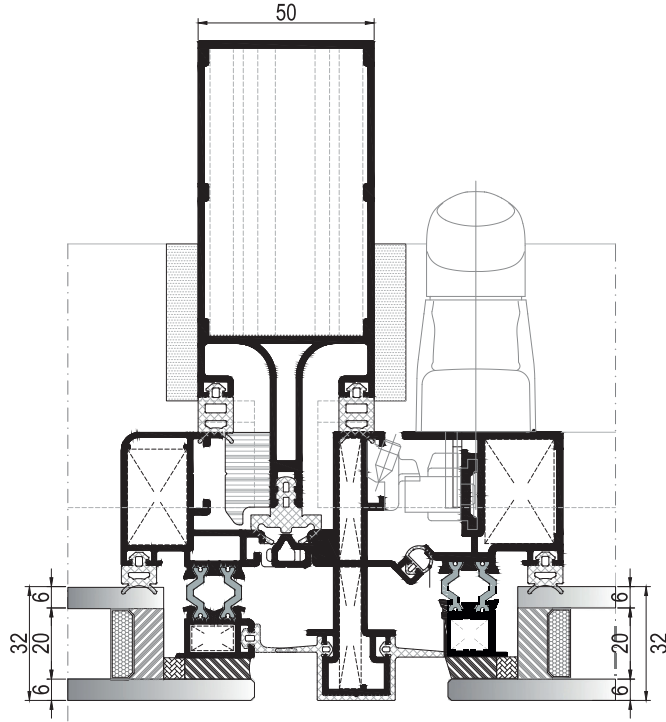
02

03

04

05

06



TEKNİK ÖZELLİKLERİ / TECHNICAL PROPERTIES

PROFİL GENİŞLİĞİ / PROFILE WIDTH	50 mm
DİKME DERİNLİKLERİ / MULLION DEPTHS	min. 80mm - max. 200mm
KAYIT DERİNLİKLERİ / TRANSOM DEPTHS	min. 30mm - max. 146mm
PROFİL ET KALINLIĞI / PROFILE WALL THICKNESS	1,6/ 1,8/ 2/ 2,2/ 2,5/ 3 mm
KASETLİ MAX.CAM KALINLIĞI / WITH STRUCTUREL CELLS MAX.GLASS THICKNESS	37mm
ISI BARIYERLERİ / THERMAL INSULATION BAR	14,8mm

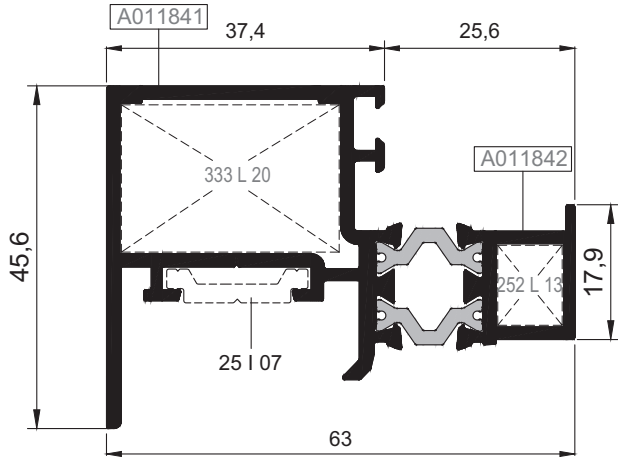
KULLANIM SEÇENEKLERİ / APPLICATION ALTERNATIVES

KASETLİ CEPHE / STRUCTURAL GLAZING	•
İÇE AÇILIR ÇİFT EKSEN GİZLİ KANAT / INWARD OPENING TILT&TURN HIDDEN VENT	•

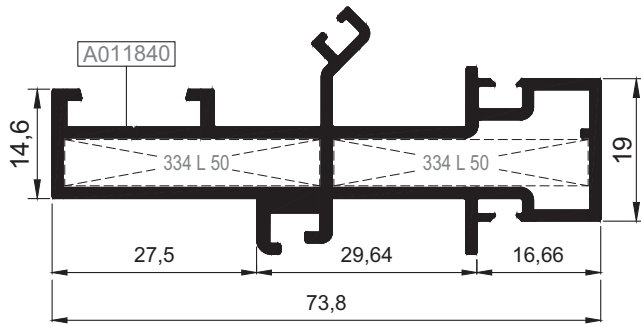
HAVA GEÇİRGENLİĞİ - EN 12152 (AIR PERMEABILITY)	1 (150 Pa)	2 (300 Pa)	3 (450 Pa)	4 (600 Pa)		
SU SIZDIRMAZLIĞI - EN 12154 (WATERTIGHTNESS)	R4 (150 Pa)	R5 (300 Pa)	R6 (150 Pa)	R7 (600 Pa)	RE... (600+ Pa)	RE900 (900 Pa)
RÜZGAR YÜKÜNE DAYANIM - EN 13830 (RESISTANCE TO WIND LOAD)	± 1320 Pa					

KOD / CODE	AĞIRLIK (kg/m) / WEIGHT	Jxx cm ⁴	Jyy cm ⁴	Wx cm ³	Wy cm ³	L m	
R50 V 36	1,419	13,384	6,096	----	----	6	
R50 H 18	1,089	18,471	1,921	----	----	6	
25 I 07	0,143	----	----	----	----		

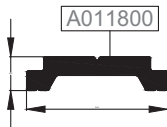
AR50V36



R50 H 18



25 I 07



Nr		L m	KESİM ÖLÇÜSÜ CUTTING SIZE	AKS. KODU ACS. CODE
AR50V36	A011841	25 L 20 (A002166)	29,4 mm	333 L 20
	A011842	25 L 13 (A002058)	8,7 mm	252 L 13
R50 H 18	A011840	25 L 50 (A010848)	34,3 mm	334 L 50
	A011840	25 L 50 (A010848)	34,3 mm	334 L 50

01

PROFİL KODU (PROFILE CODE)	25 L 13	25 L 20	25 L 50	
FABRİKA KODU (FACTORY CODE)	A002058	A002166	A010838	
AĞIRLIK (WEIGHT)	3,561 kg/m	5,620 kg/m	1,748 kg/m	
ÇİZİM (DRAWING)				

02

Nr		L m	KESİM ÖLÇÜSÜ CUTTING SIZE	AKS. KODU ACS. CODE
AR50V36	A011841	25 L 20 (A002166)	29,4 mm	333 L 20
	A011842	25 L 13 (A002058)	8,7 mm	252 L 13
R50 H 18	A011840	25 L 50 (A010848)	34,3 mm	334 L 50
	A011840	25 L 50 (A010848)	34,3 mm	334 L 50

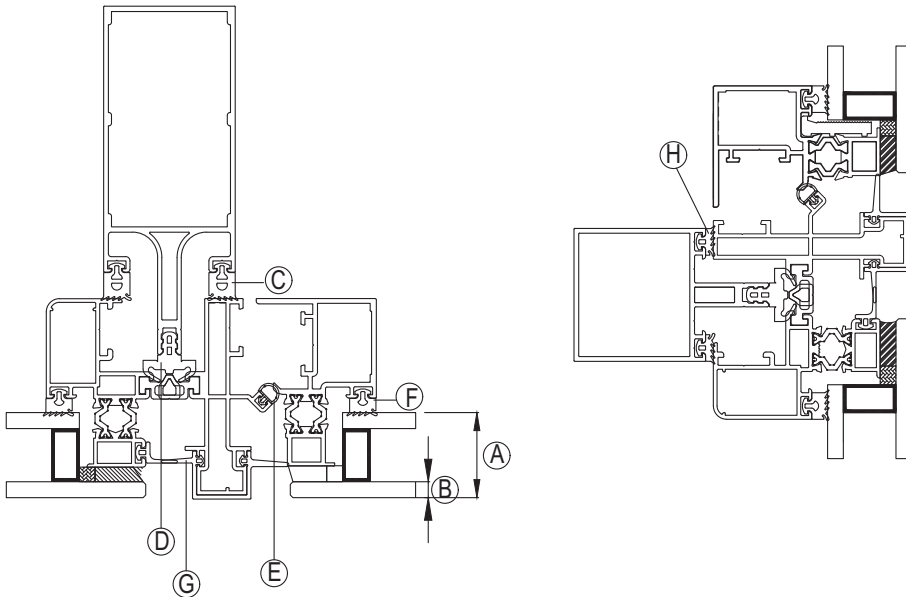
03

AR50V36 İÇİN / FOR AR50V36

A	B	C	D	E	F	G	H
CAM GLASS	DIŞ CAM KALINLIĞI OUTER GLASS THICKNESS	CAM FİTİLİ GLASS GASKET	ORTA FİTİL CENTRAL GASKET	BİNİ FİTİLİ CENTRAL GASKET	İÇ CAM FİTİLİ INNER GLASS GASKET	TIRNAK FİTİLİ GASKET	CAM FİTİLİ GLASS GASKET
24 mm	6 mm	01.02.27	01.07.01	01.12.22	01.02.23	01.08.20	01.03.27
25 mm	6 mm	01.02.27	01.07.01	01.12.22.	01.02.24	01.08.20	01.03.27
26 mm	6 mm	01.02.27	01.07.01	01.12.22.	01.02.25	01.08.20	01.03.27
27 mm	6 mm	01.02.27	01.07.01	01.12.22.	01.02.26	01.08.20	01.03.27
28 mm	6 mm	01.02.27	01.07.01	01.12.22.	01.02.27	01.08.20	01.03.27
29 mm	6 mm	01.02.27	01.07.01	01.12.22.	01.03.21	01.08.20	01.03.27
30 mm	6 mm	01.02.27	01.07.01	01.12.22.	01.03.22	01.08.20	01.03.27
31 mm	6 mm	01.02.27	01.07.01	01.12.22.	01.03.23	01.08.20	01.03.27
32 mm	6 mm	01.02.27	01.07.01	01.12.22.	01.03.24	01.08.20	01.03.27

05

06



01

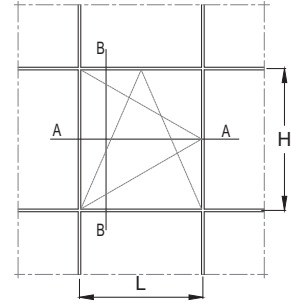
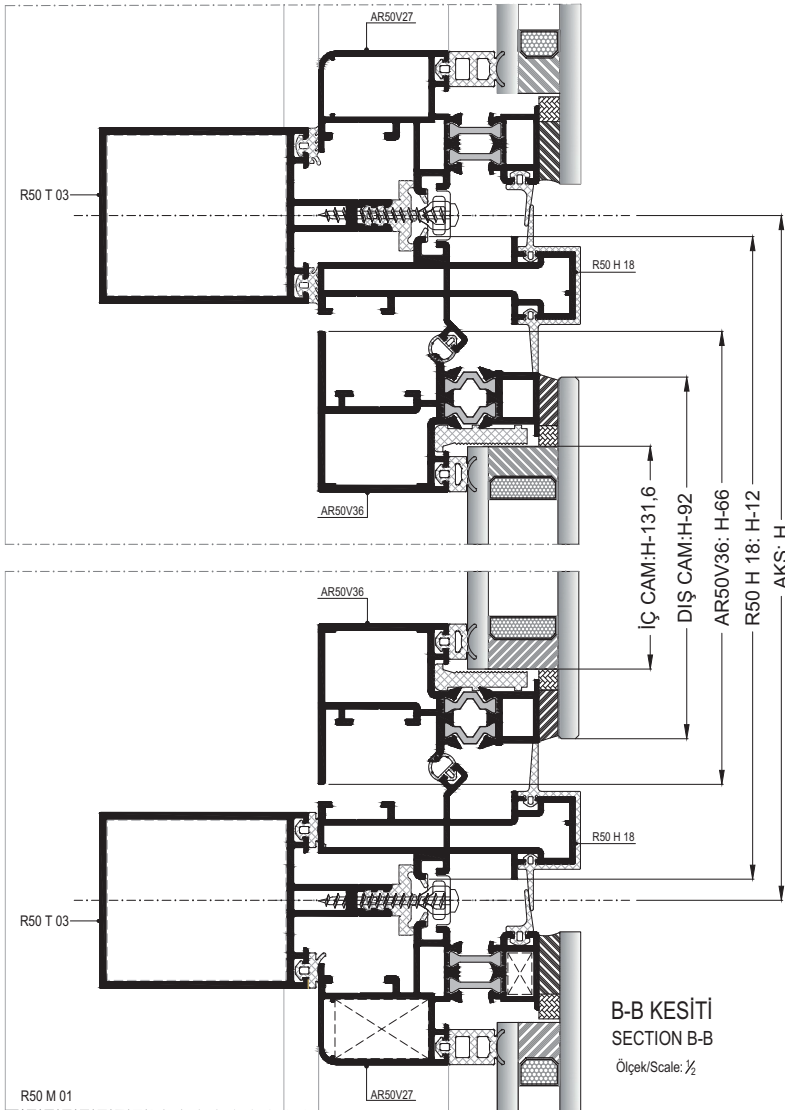
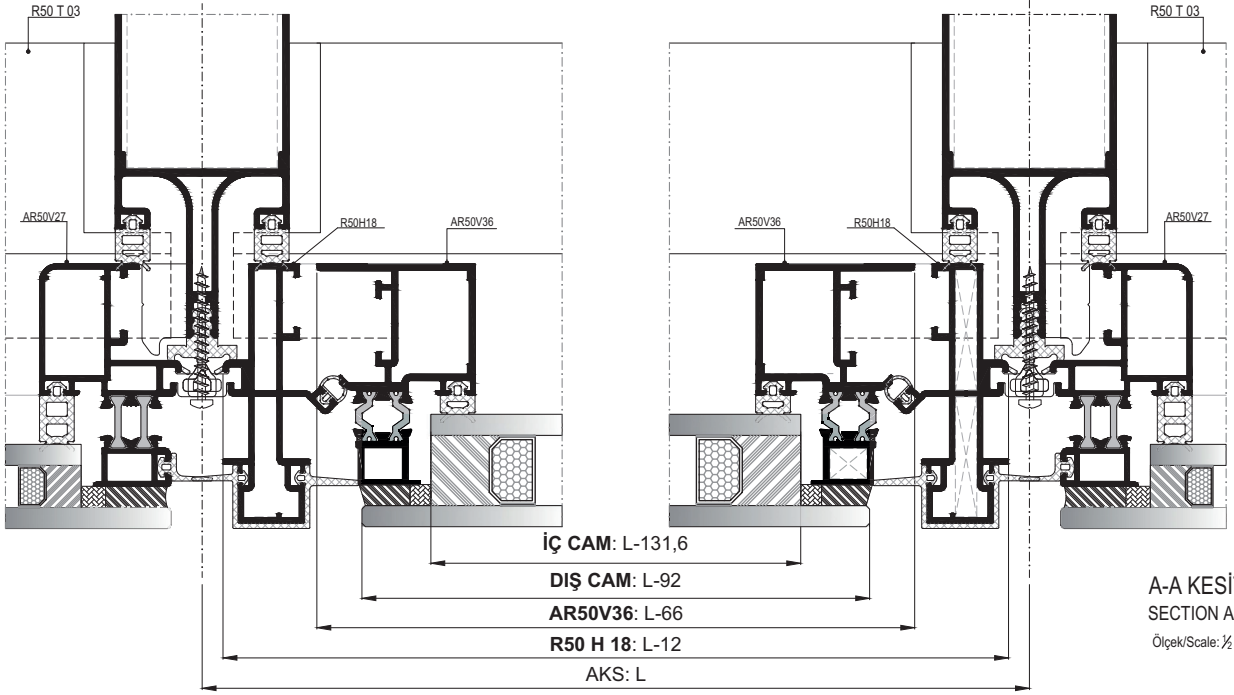
02

03

04

05

06

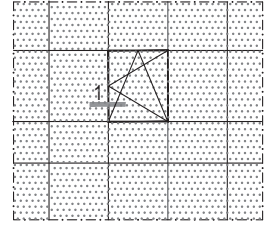


PROFİL KODU PROFILE NUMBER	KESİM ŞEKLİ CUTTING SHAPE	PROFİL PROFILE	KESİM ÖLÇÜSÜ CUTTING DIMENSION (mm)
R50 H 18			L-12
			H-12
AR50V36			L-66
			H-66
AR50V27			L-12
			H-12

R50V36 İÇİN / FOR R50V36

CAM GLASS	ŞEKİL SHAPE	KESİM ÖLÇÜSÜ CUTTING DIMENSION (mm)
DIŞ CAM		19,8 L-92
		H-92
İÇ CAM		19,8 L-131,6
		H-131,6

SİLİKON CEPHE ÇİFT AÇILIM DETAYI
TILT&TURN OPENNING HIDDEN VENT DETAIL



01

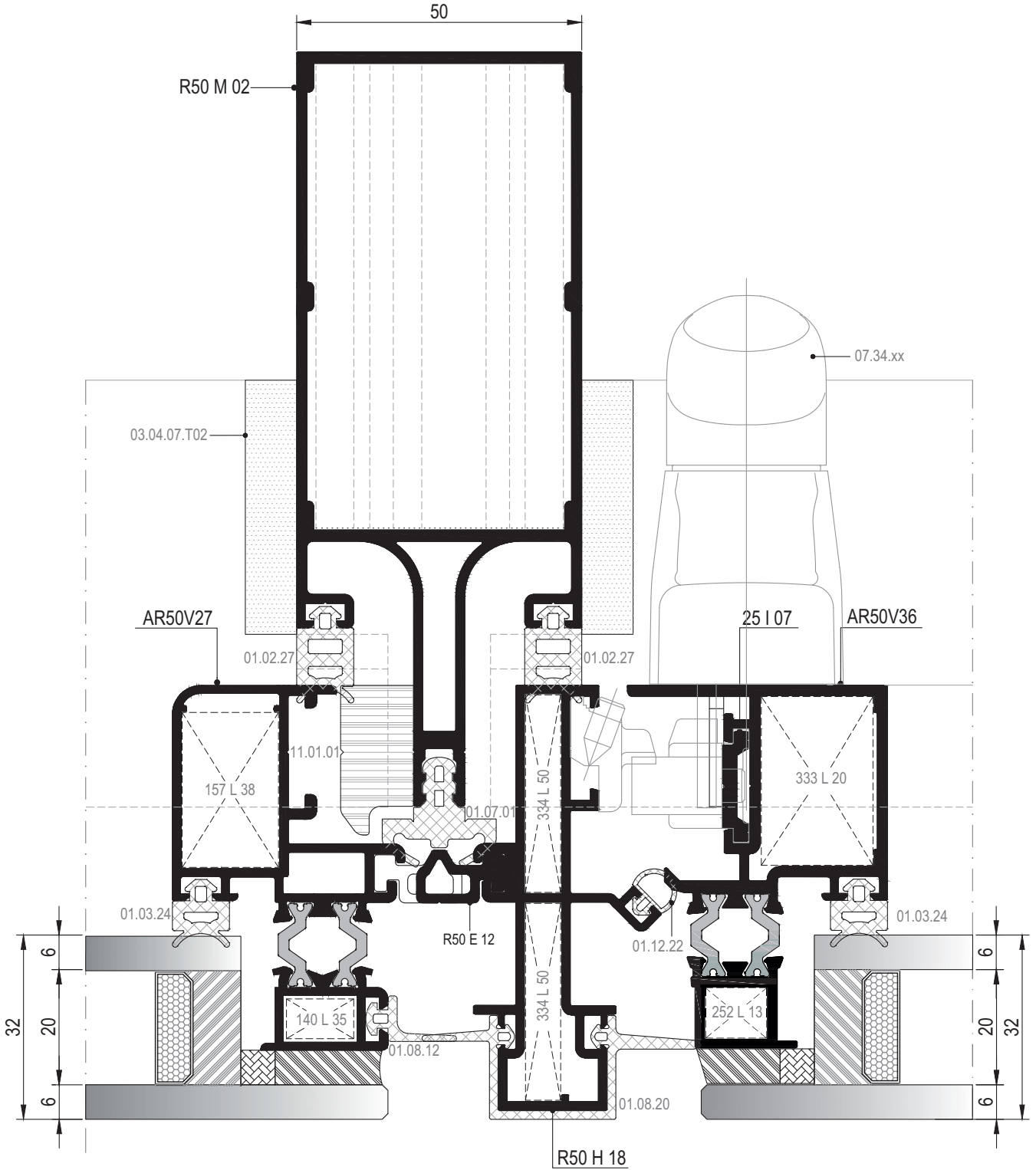
02

03

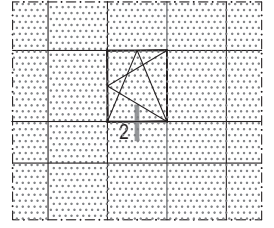
04

05

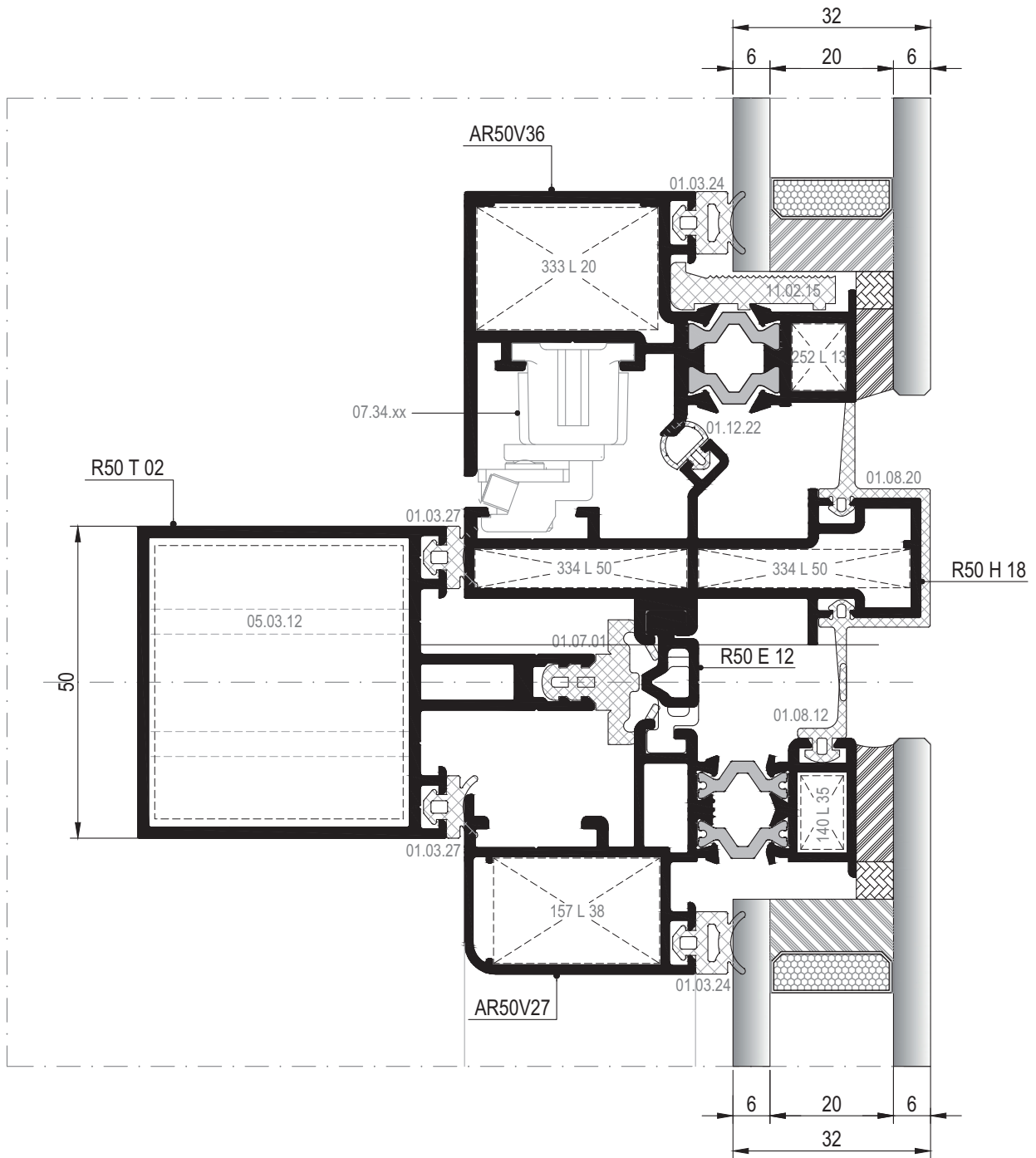
06



① DETAYI
DETAIL



SİLİKON CEPHE ÇİFT AÇILIM DETAYI
TILT&TURN OPENNING HIDDEN VENT DETAIL



MİMARİ KATALOG

ARCHITECTURAL CATALOGUE

Alüminyum Kapı Pencere ve Giydirme Cephe Sistemleri
Aluminium Window Doors and Facade Systems

R50

DETAYLAR

DETAILS

KAPAKLI CEPHE SİSTEMİ

COVER CAP SYSTEM

01

02

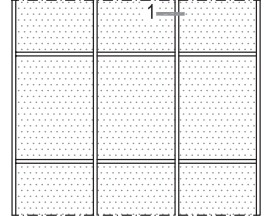
03

04

05

06

KAPAKLI CEPHE DÜŞEY DETAYI
CURTAIN WALL VERTICAL DETAIL



01

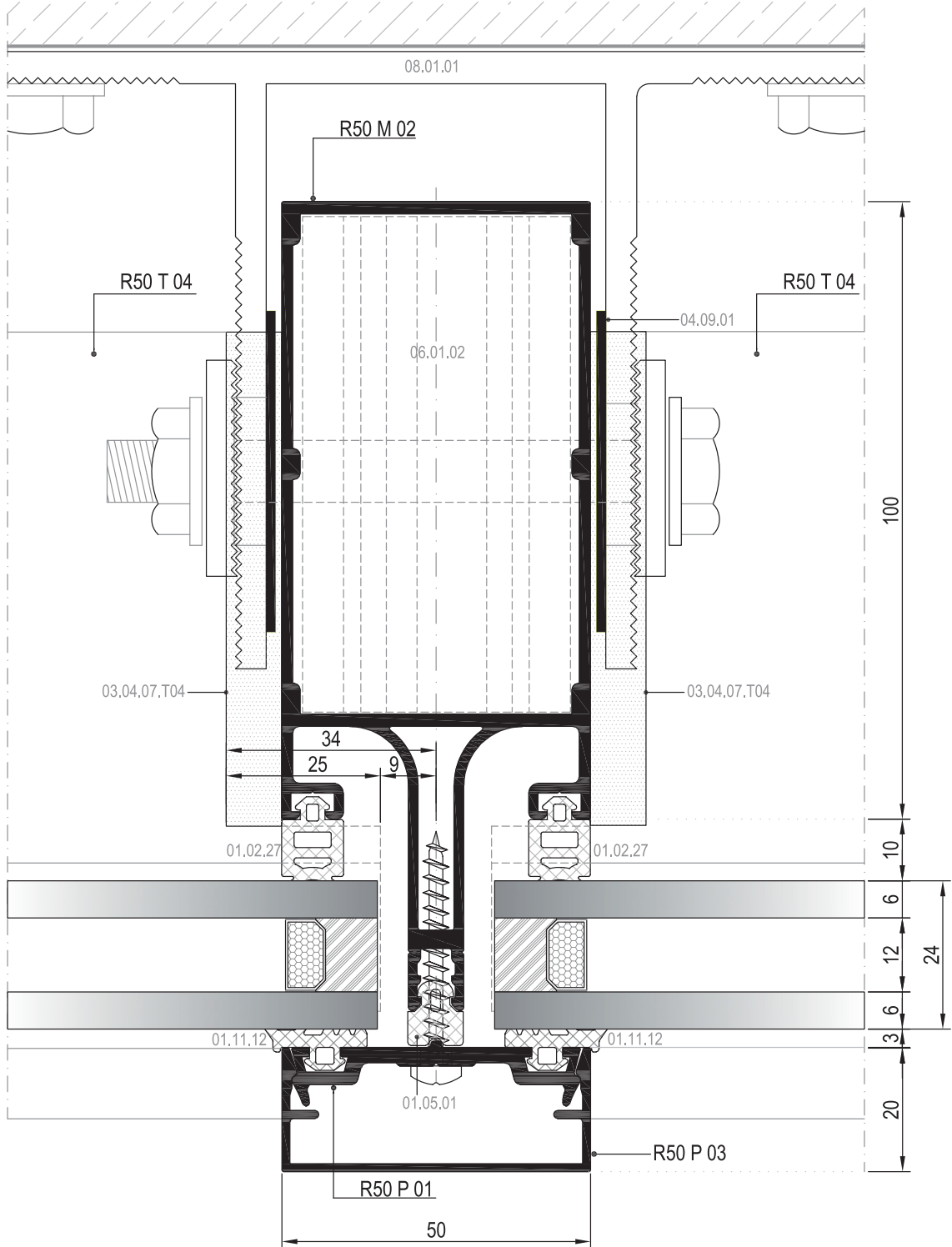
02

03

04

05

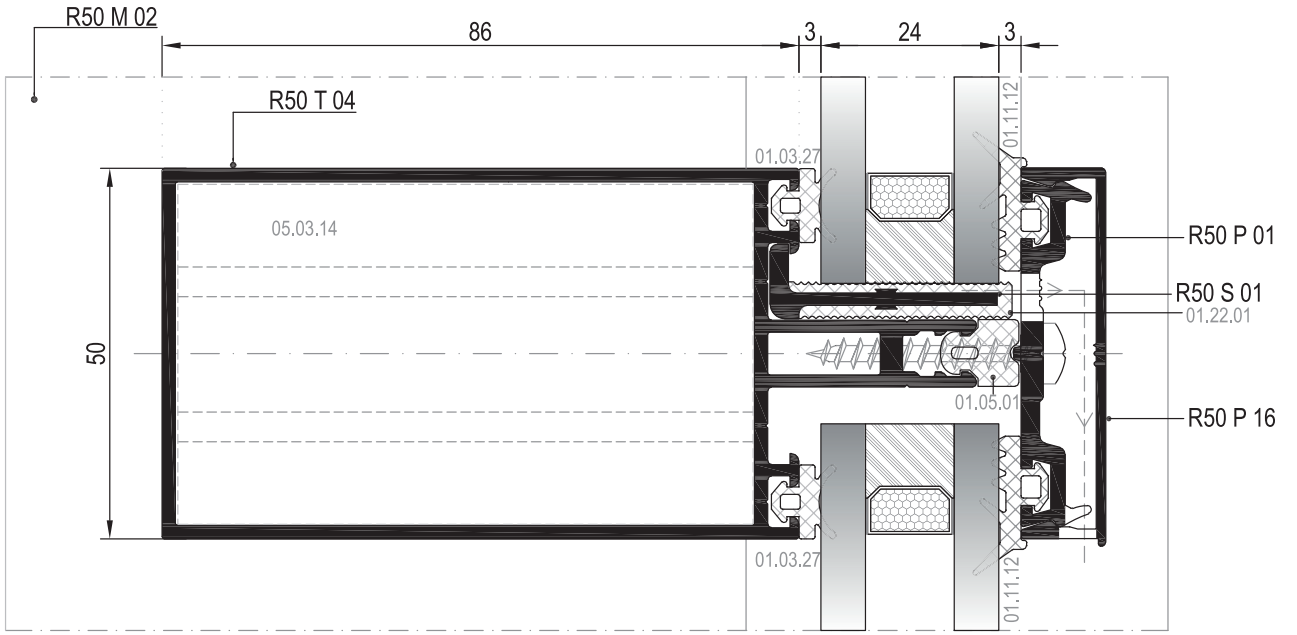
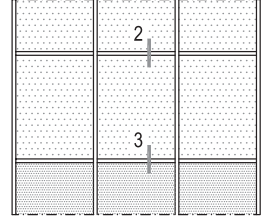
06



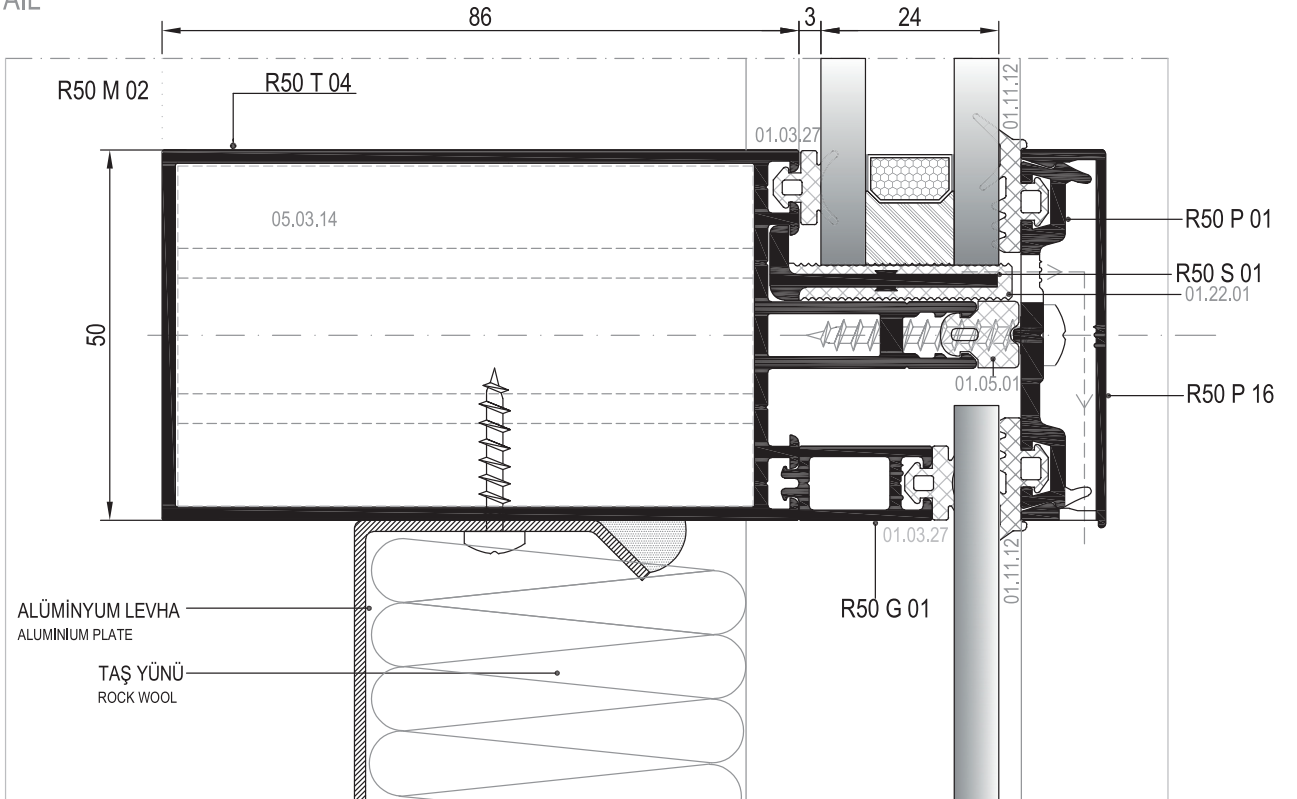
① DETAYI
DETAIL

▼ DIŞ
(OUTSIDE)

KAPAKLI CEPHE YATAY DETAYI
CURTAIN WALL HORIZONTAL DETAIL



② DETAYI
DETAIL



③ DETAYI
DETAIL



01

02

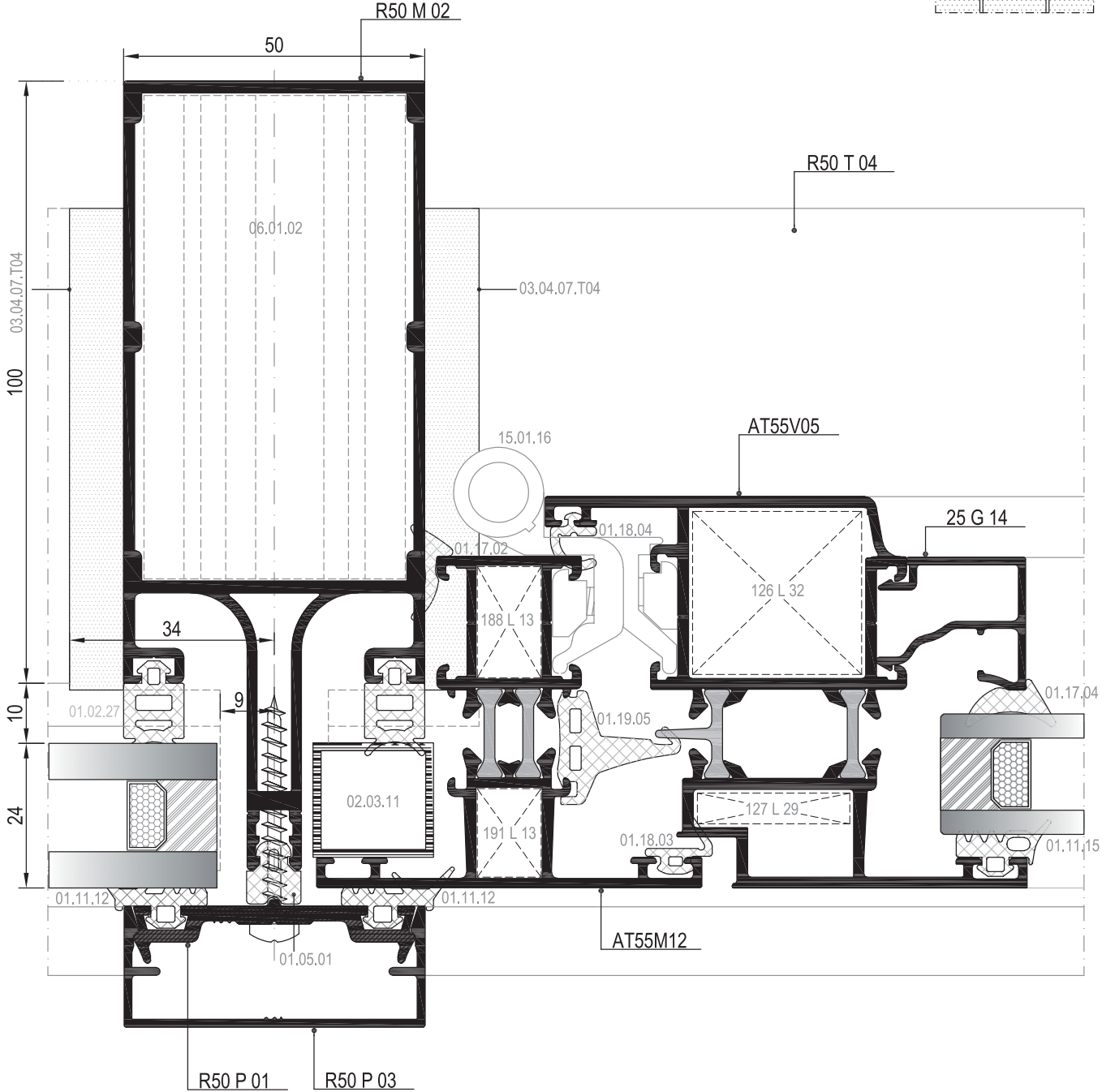
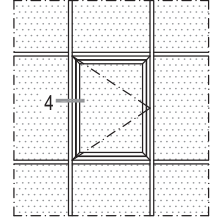
03

04

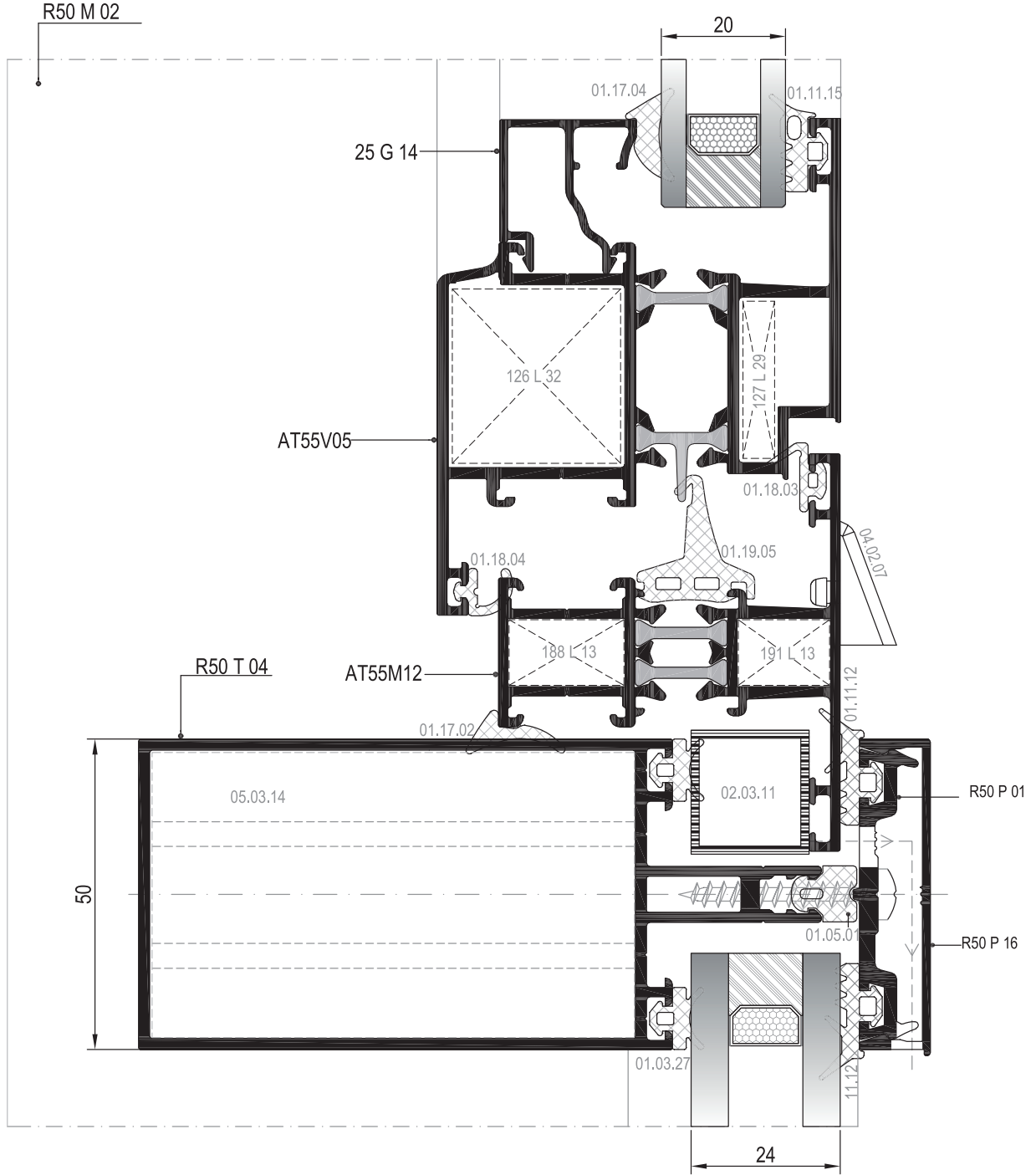
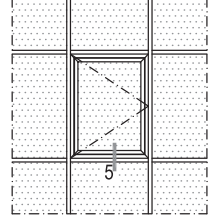
05

06

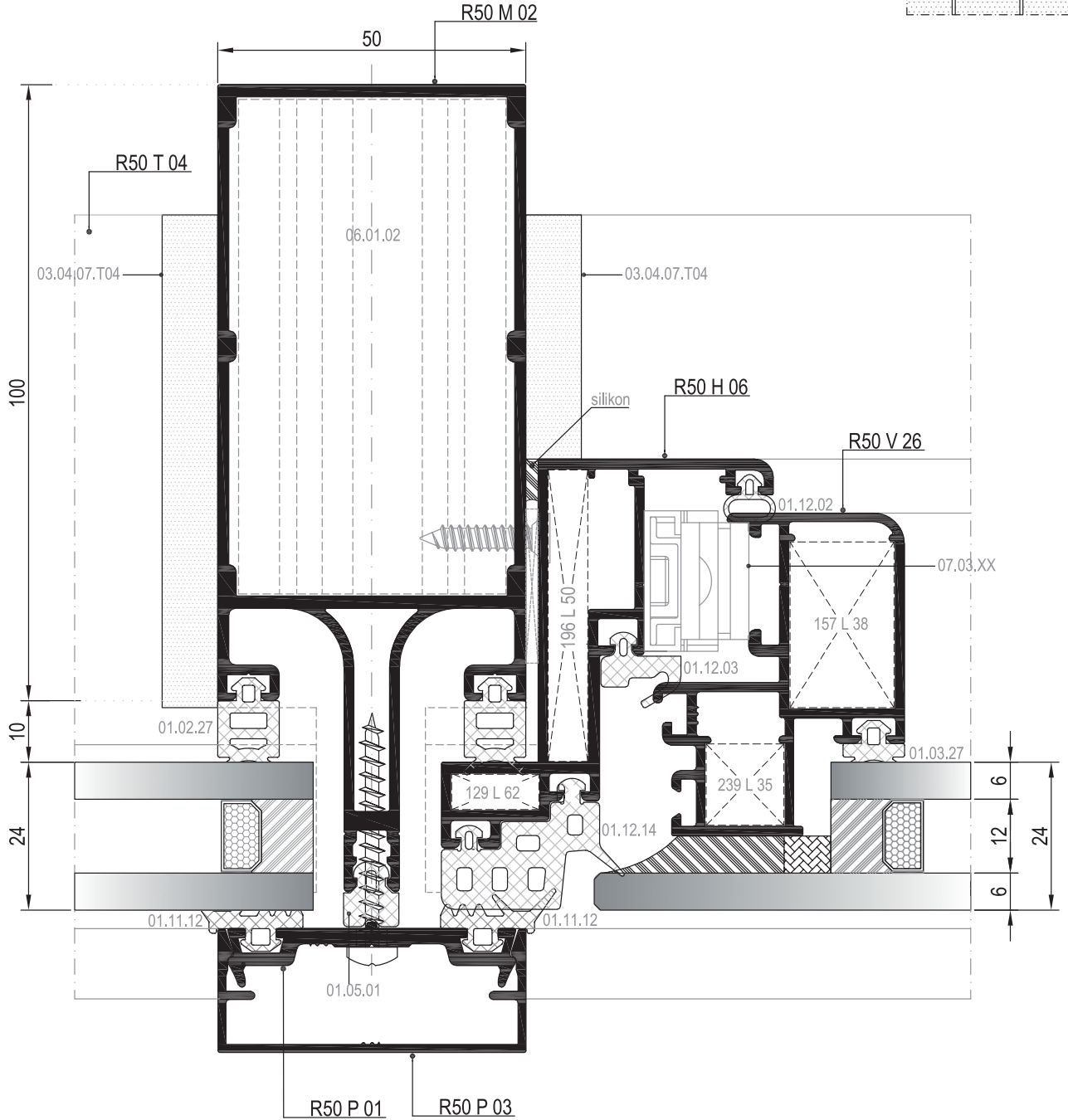
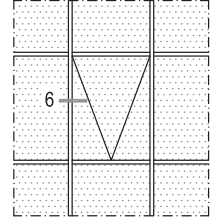
KAPAKLI CEPHE İÇİNDE AÇILIR KANAT DETAYI
VENT DETAIL FOR CURTAIN WALL



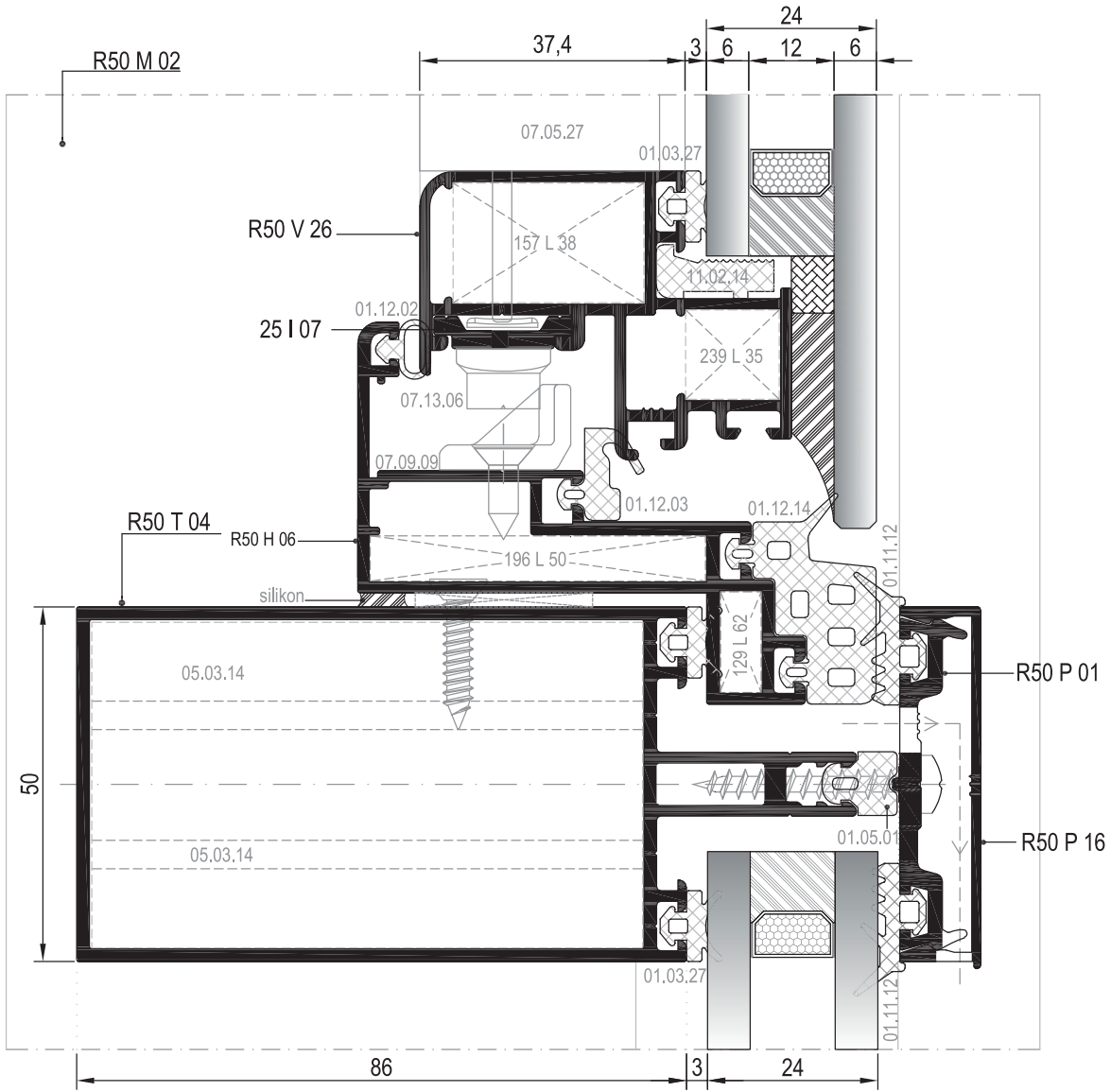
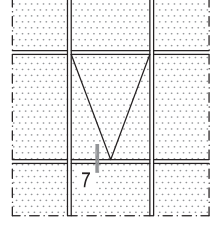
KAPAKLI CEPHE İÇİNDE AÇILIR KANAT DETAYI
VENT DETAIL FOR CURTAIN WALL



KAPAKLI CEPHE GİZLİ KANAT DÜŞEY DETAYI
HIDDEN VENT DETAIL FOR CURTAIN WALL



KAPAKLI CEPHE GİZLİ KANAT YATAY DETAYI
HIDDEN VENT DETAIL FOR CURTAIN WALL



01

02

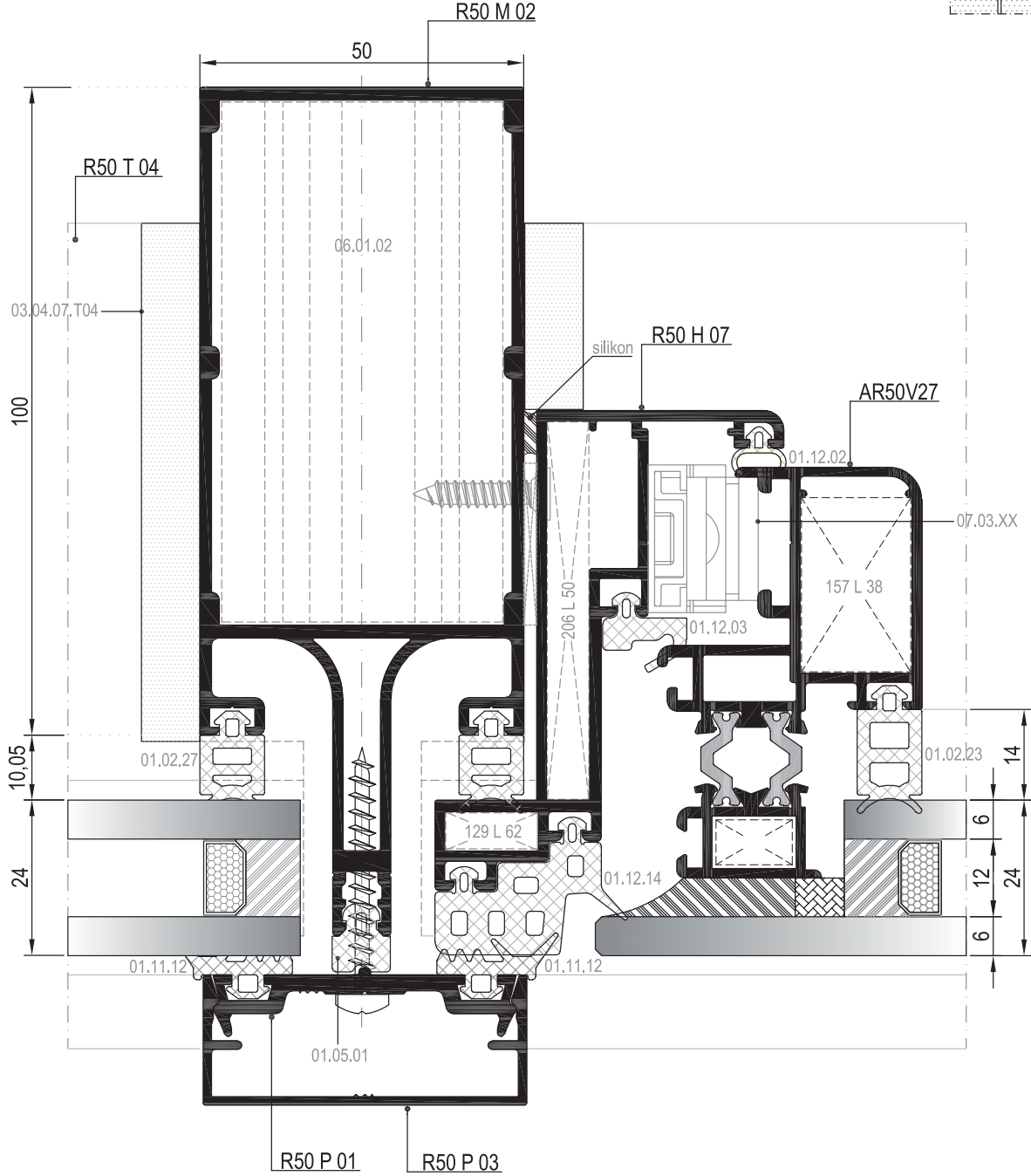
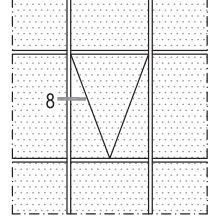
03

04

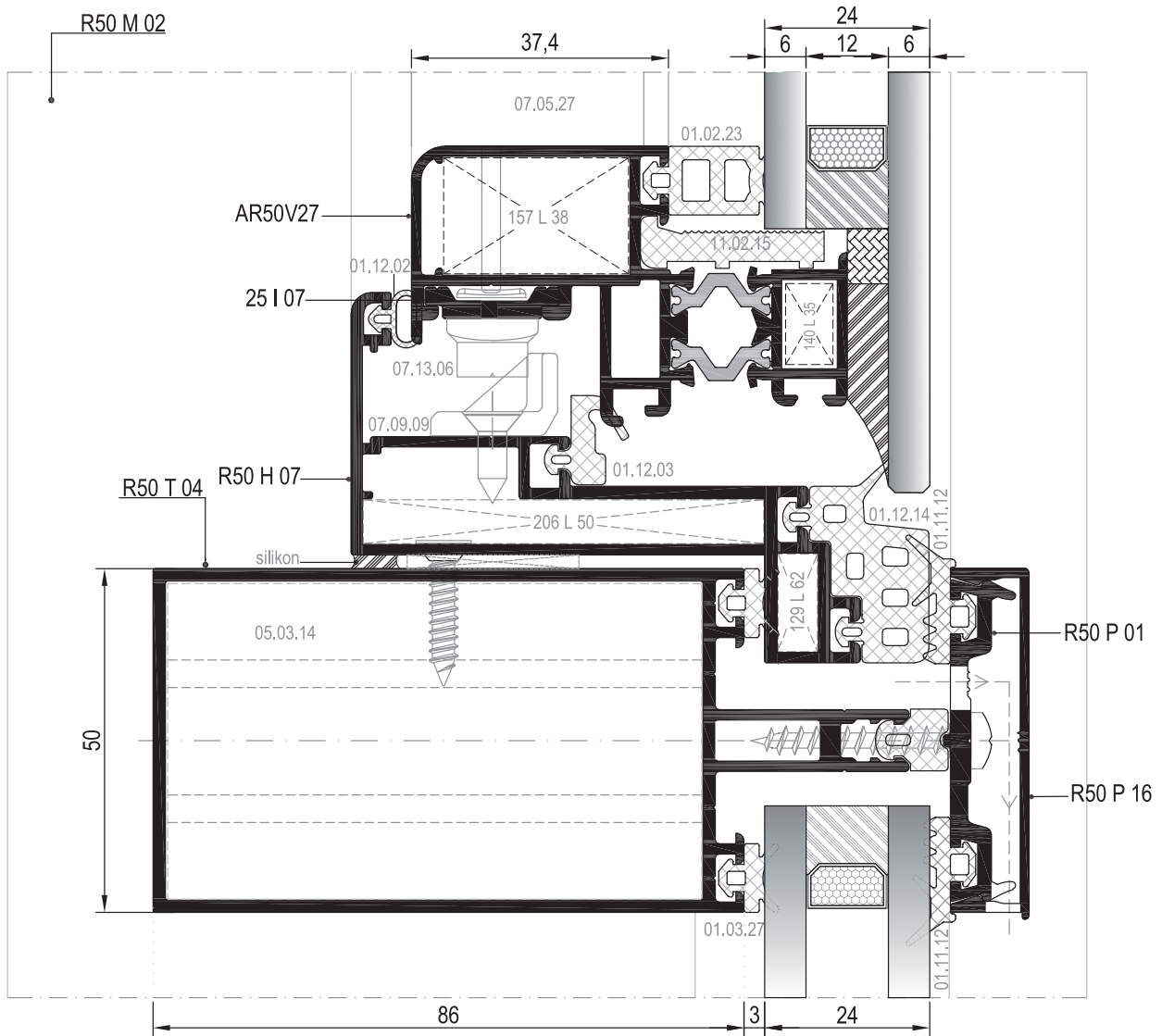
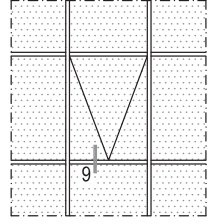
05

06

KAPAKLI CEPHE YALITIMLI GİZLİ KANAT DÜŞEY DETAYI
INSULATED HIDDEN VENT DETAIL FOR CURTAIN WALL



KAPAKLI CEPHE YALITIMLI GİZLİ KANAT YATAY DETAYI
INSULATED HIDDEN VENT DETAIL FOR CURTAIN WALL



01

02

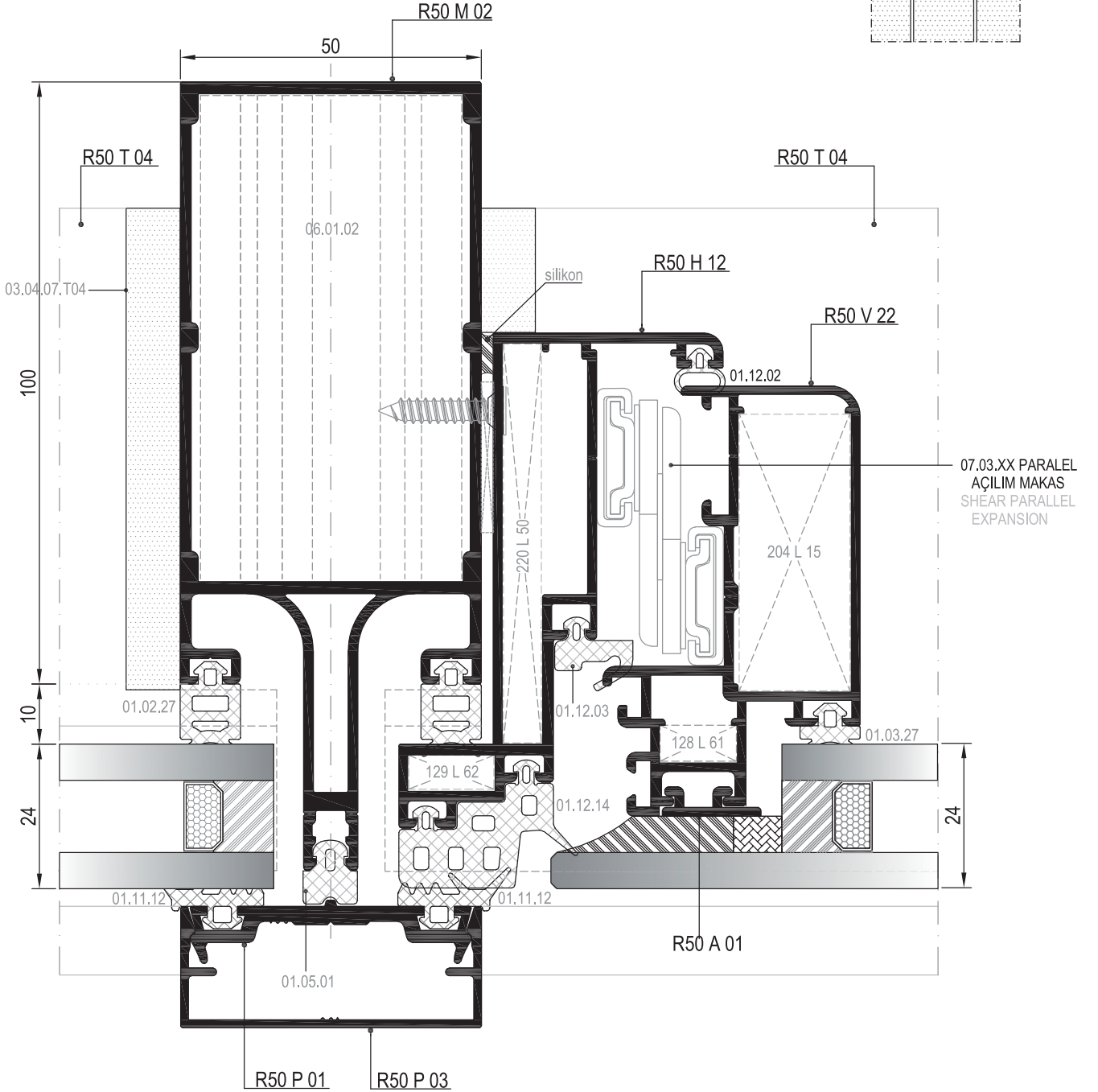
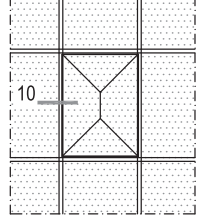
03

04

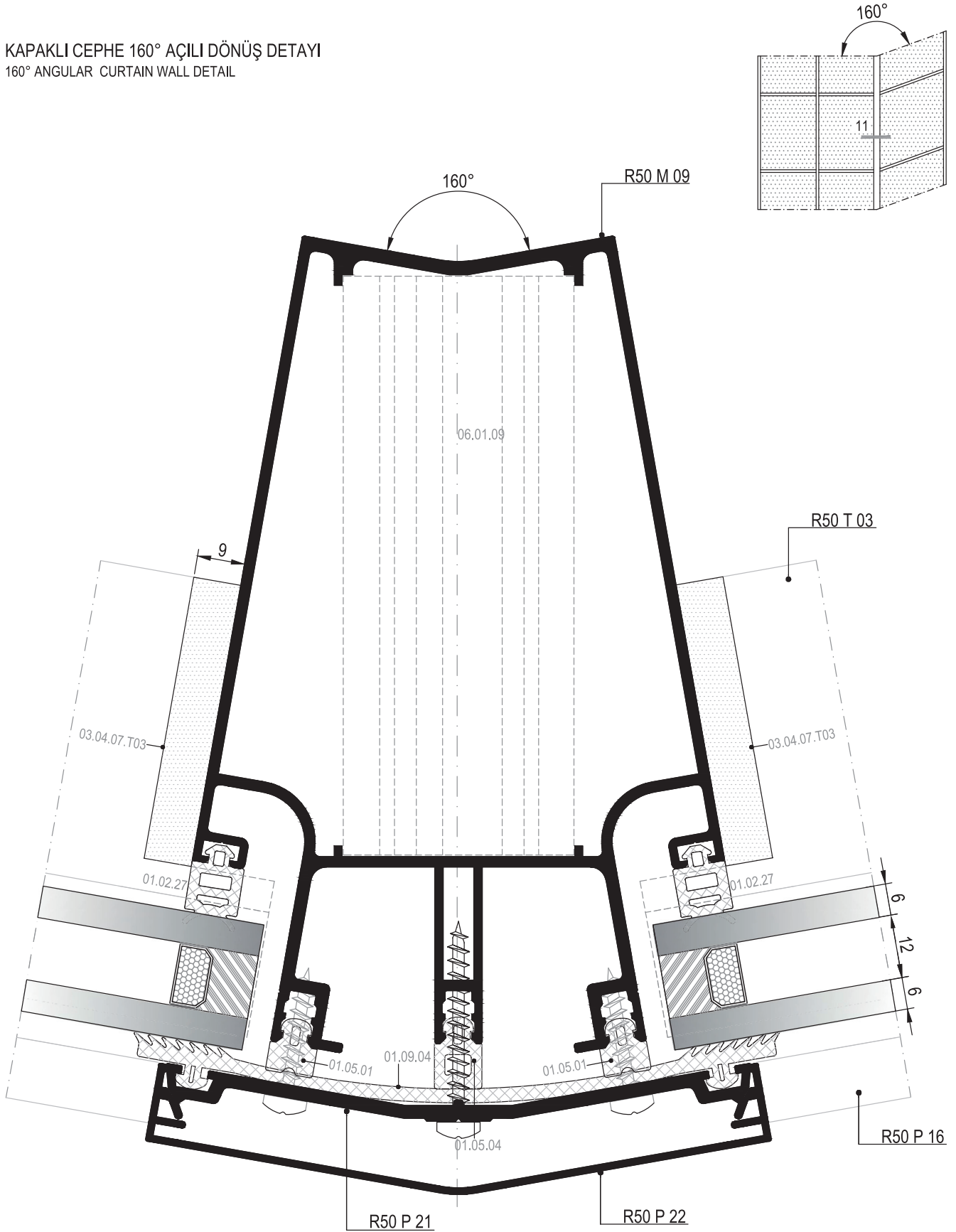
05

06

KAPAKLI CEPHE PARALEL AÇILIM GİZLİ KANAT DETAYI
PARALLEL OPENING HIDDEN VENT DETAIL FOR CURTAIN WALL



KAPAKLI CEPHE 160° AÇILI DÖNÜŞ DETAYI
160° ANGULAR CURTAIN WALL DETAIL



01

02

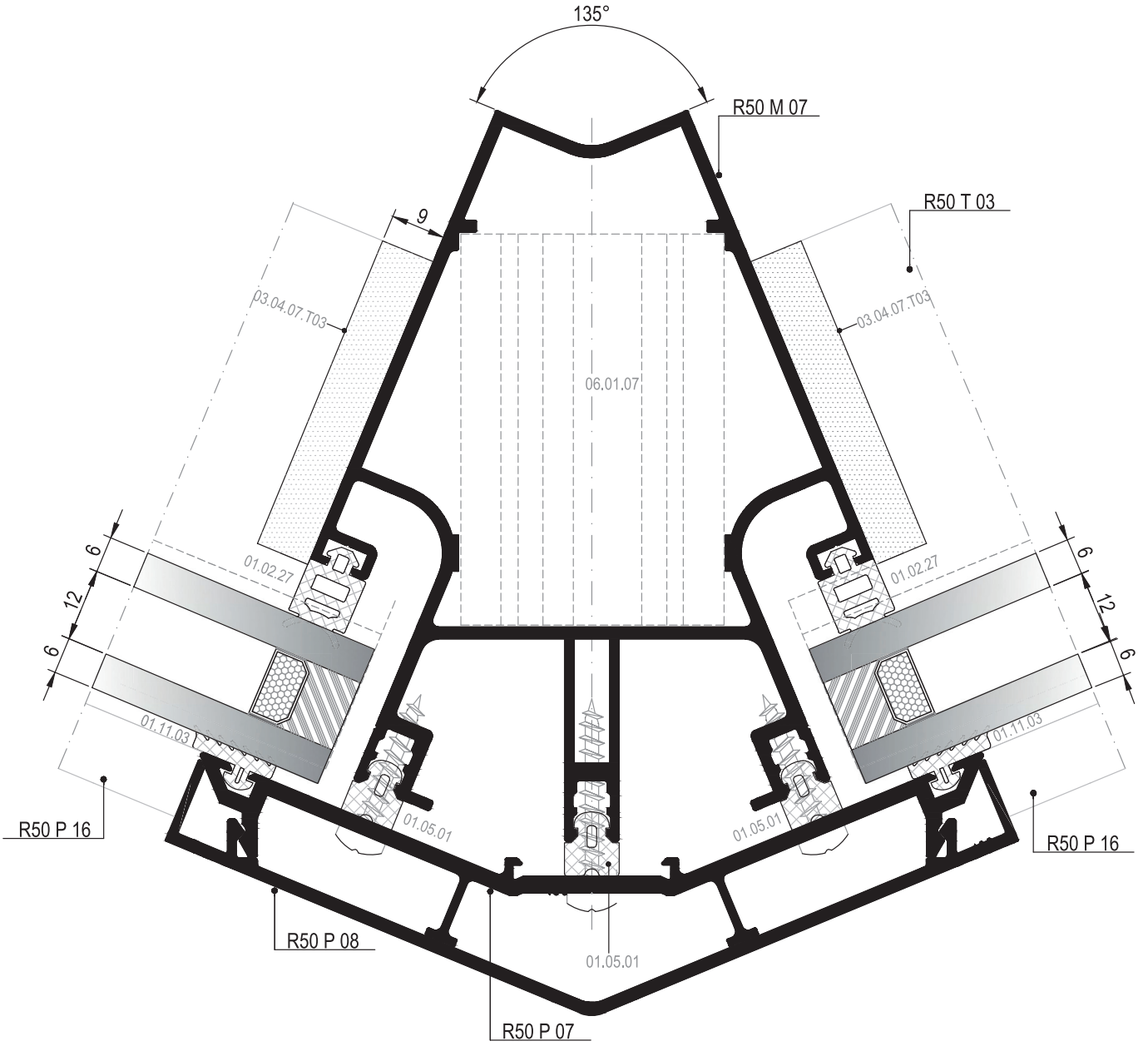
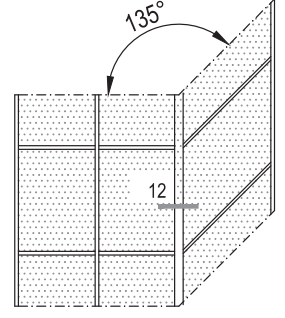
03

04

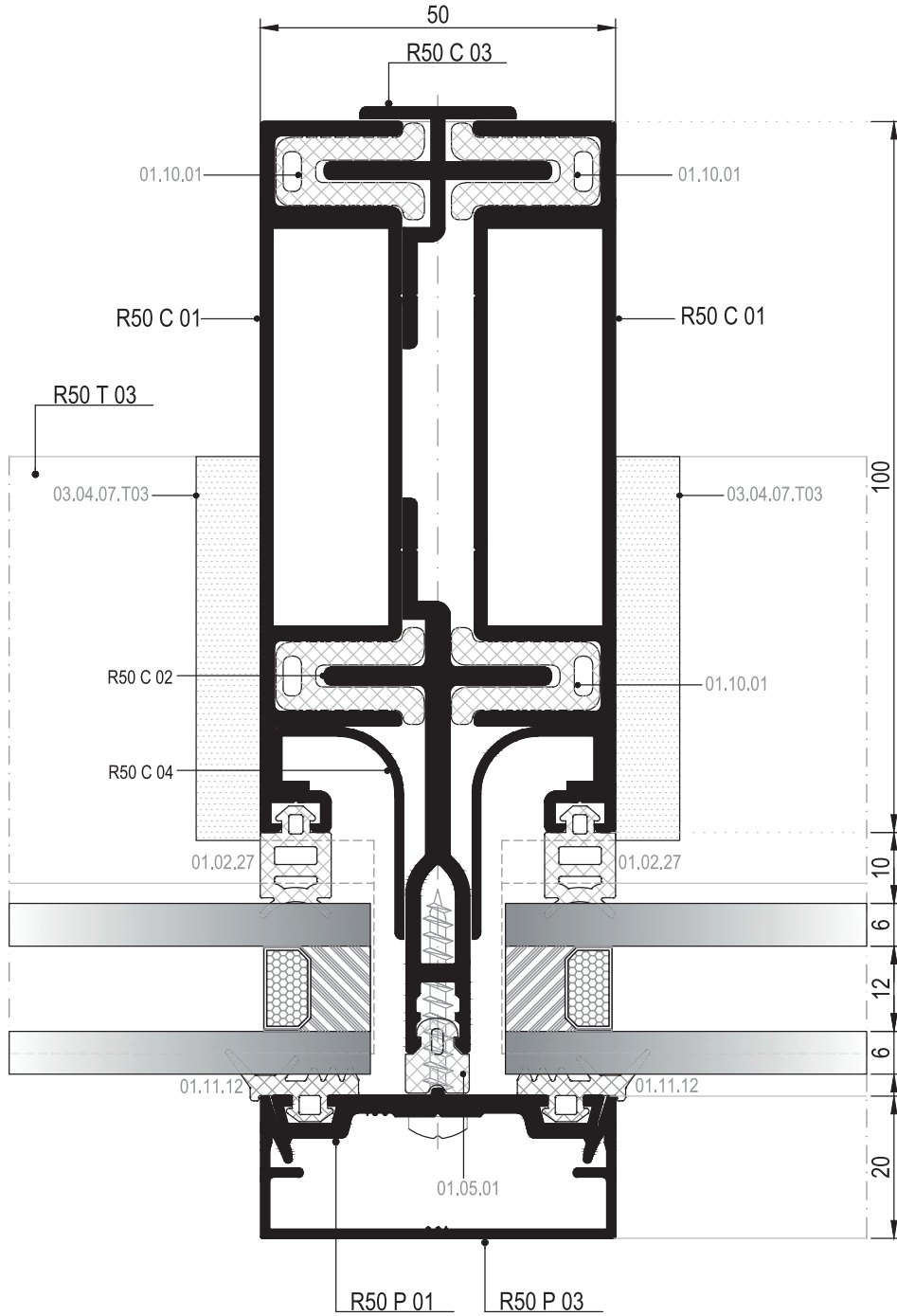
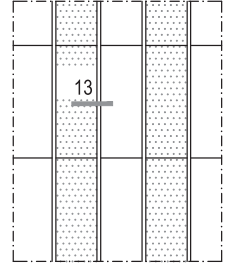
05

06

KAPAKLI CEPHE 135° AÇILI DÖNÜŞ DETAYI
135° ANGULAR CURTAIN WALL DETAIL



KAPAKLI CEPHE DİLATASYON DETAYI
DILATATION DETAIL FOR CURTAIN WALL



01

02

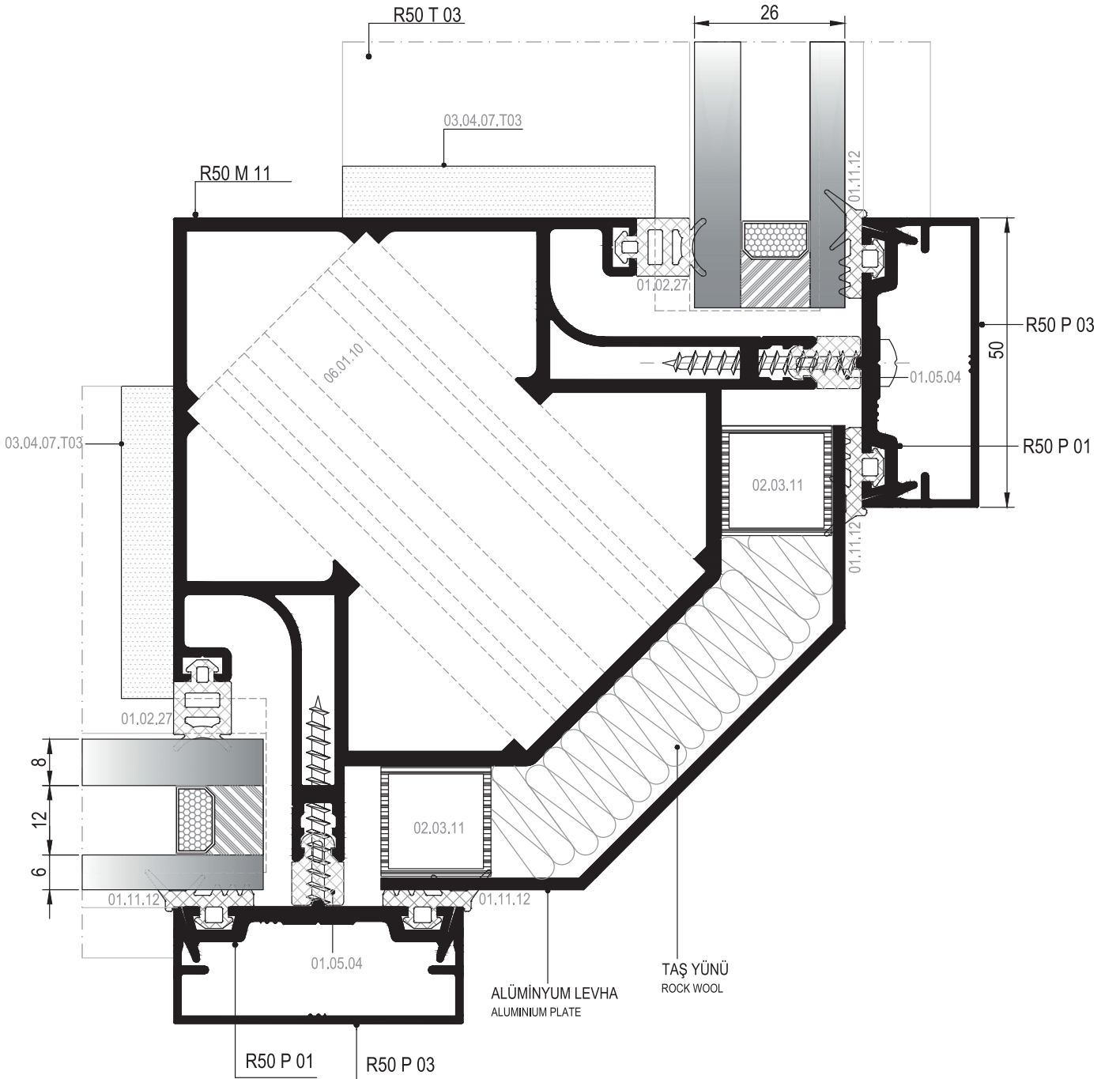
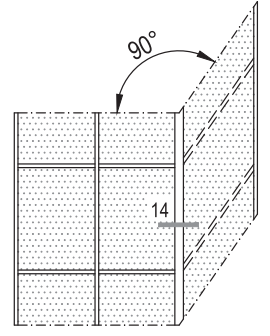
03

04

05

06

KAPAKLI CEPHE 90° KÖŞE DÖNÜŞ DETAYI
90° ANGULAR DETAIL FOR CURTAIN WALL



14 DETAYI
DETAIL

DIŞ
(OUTSIDE)

MİMARİ KATALOG ARCHITECTURAL CATALOGUE

Alüminyum Kapı Pencere ve Giydirme Cephe Sistemleri
Aluminium Window Doors and Facade Systems

R50

DETAYLAR

DETAILS

ÇELİK TAKVİYELİ CEPHE SİSTEMİ

STEEL REINFORCEMENT SYSTEM

01

02

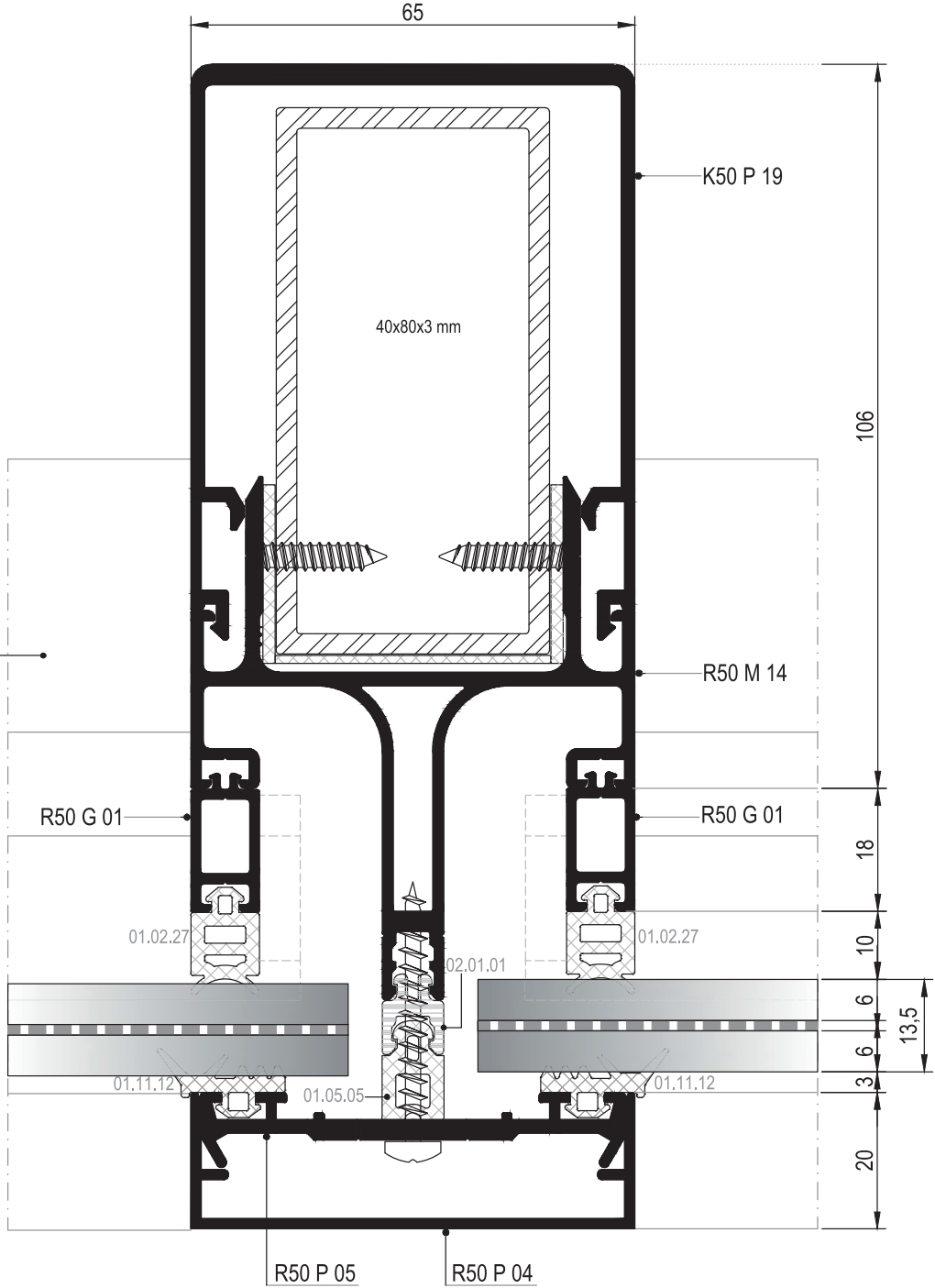
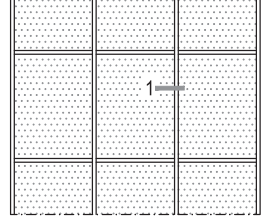
03

04

05

06

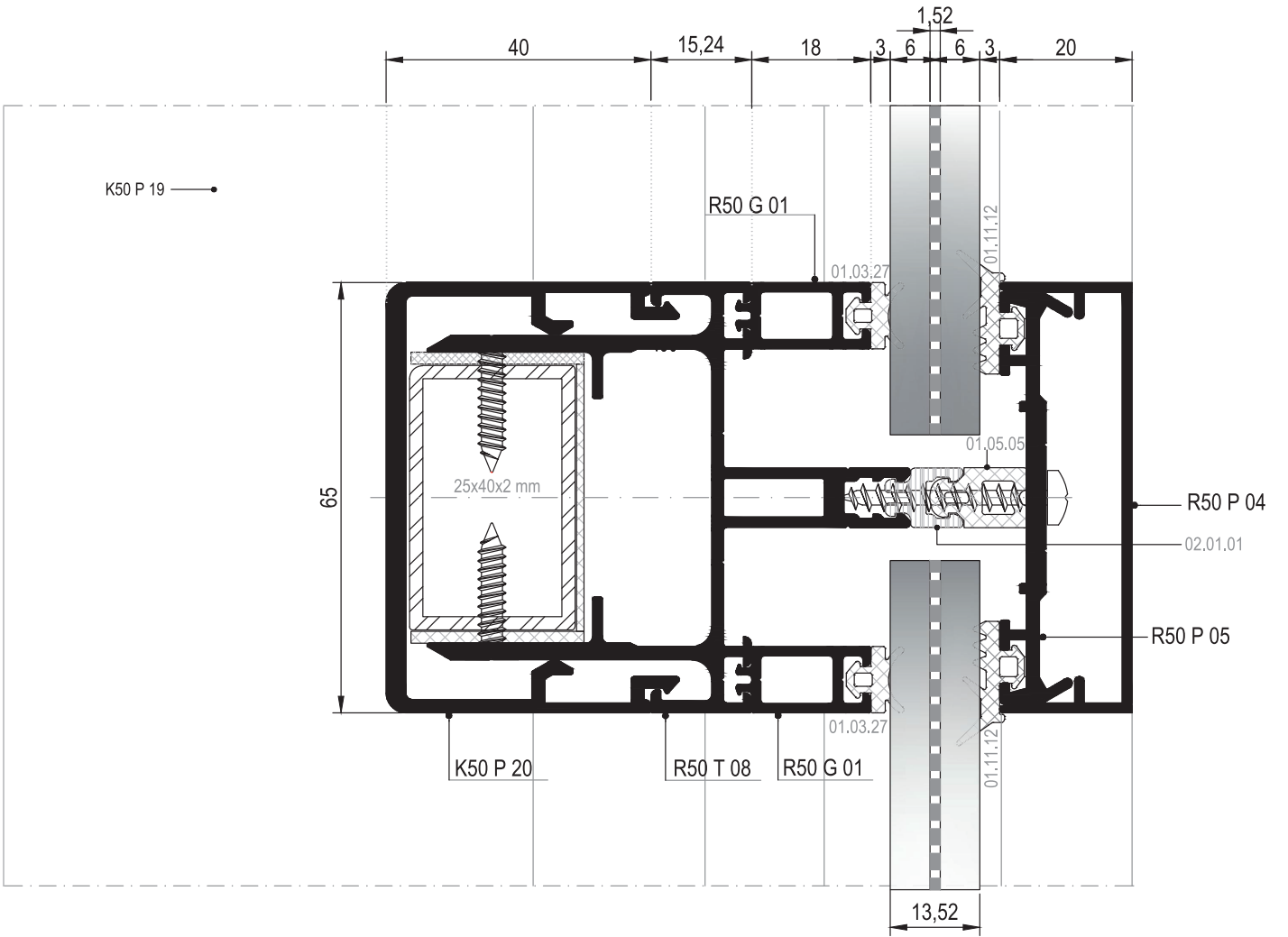
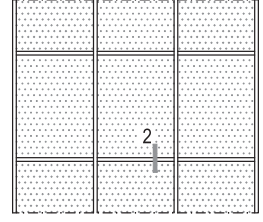
ÇELİK TAKVİYELİ CEPHE DÜŞEY DETAYI
STEEL REINFORCEMENT SYSTEM VERTICAL DETAIL



① DETAYI
DETAIL

DIŞ
(OUTSIDE) ➔

ÇELİK TAKVİYELİ CEPHE YATAY DETAYI
STEEL REINFORCEMENT SYSTEM HORIZONTAL DETAIL



MİMARİ KATALOG ARCHITECTURAL CATALOGUE

Alüminyum Kapı Pencere ve Giydirme Cephe Sistemleri
Aluminium Window Doors and Facade Systems

R50

DETAYLAR

DETAILS

SİLİKON CEPHE SİSTEMİ

STRUCTURAL GLAZING SYSTEM

01

02

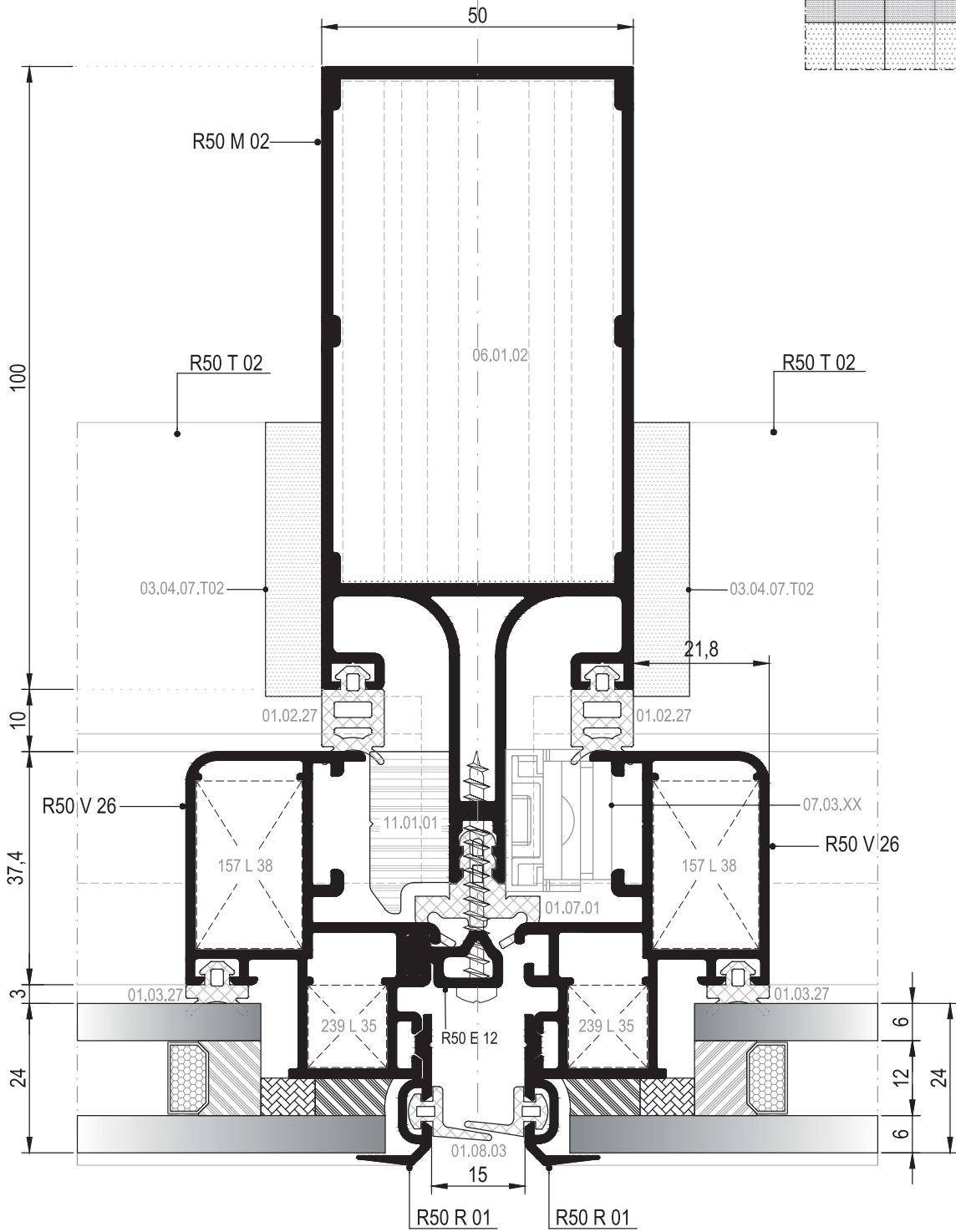
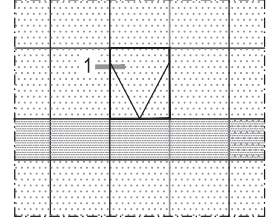
03

04

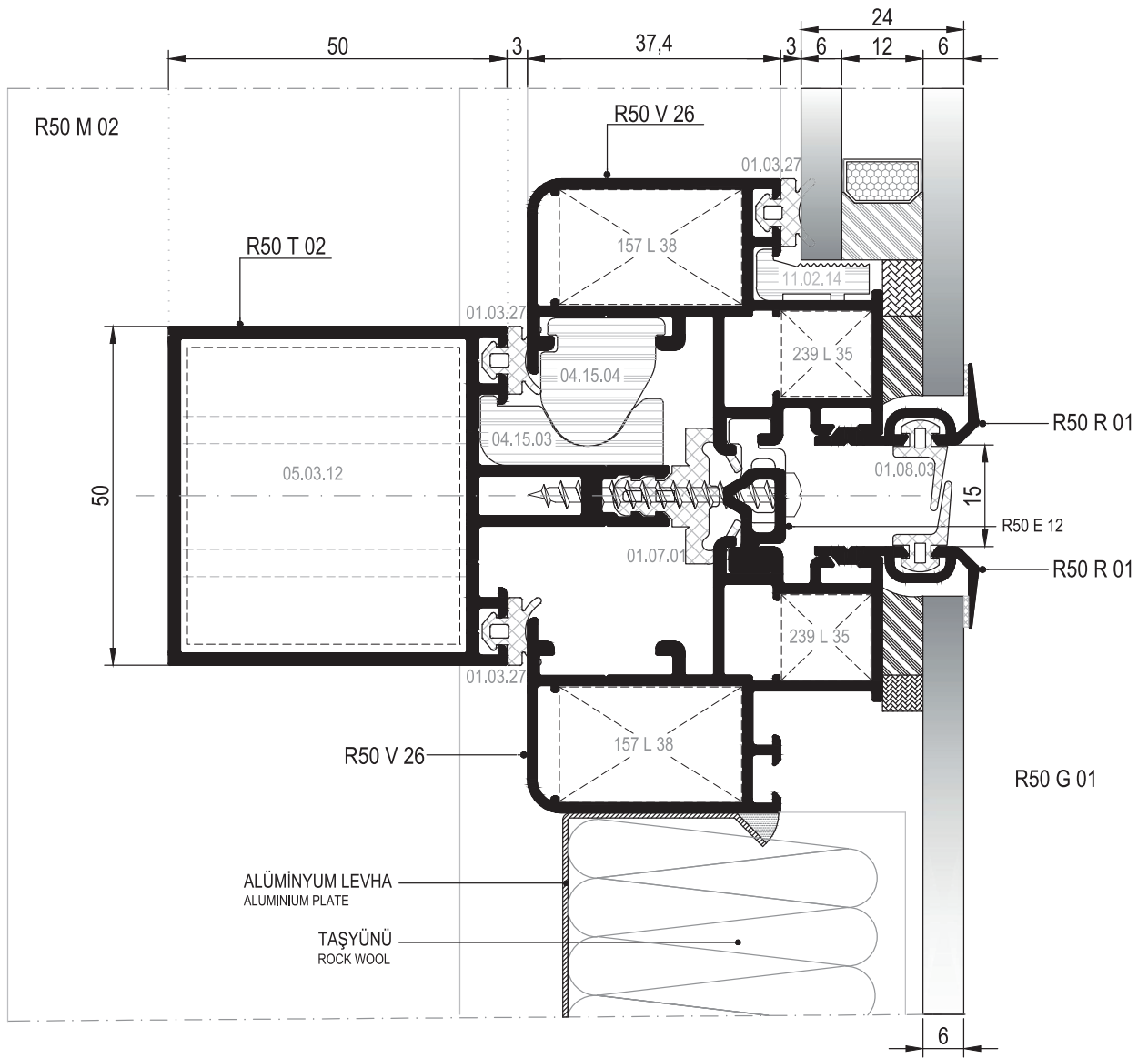
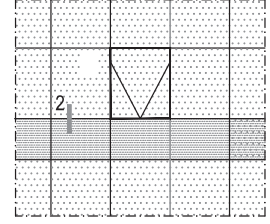
05

06

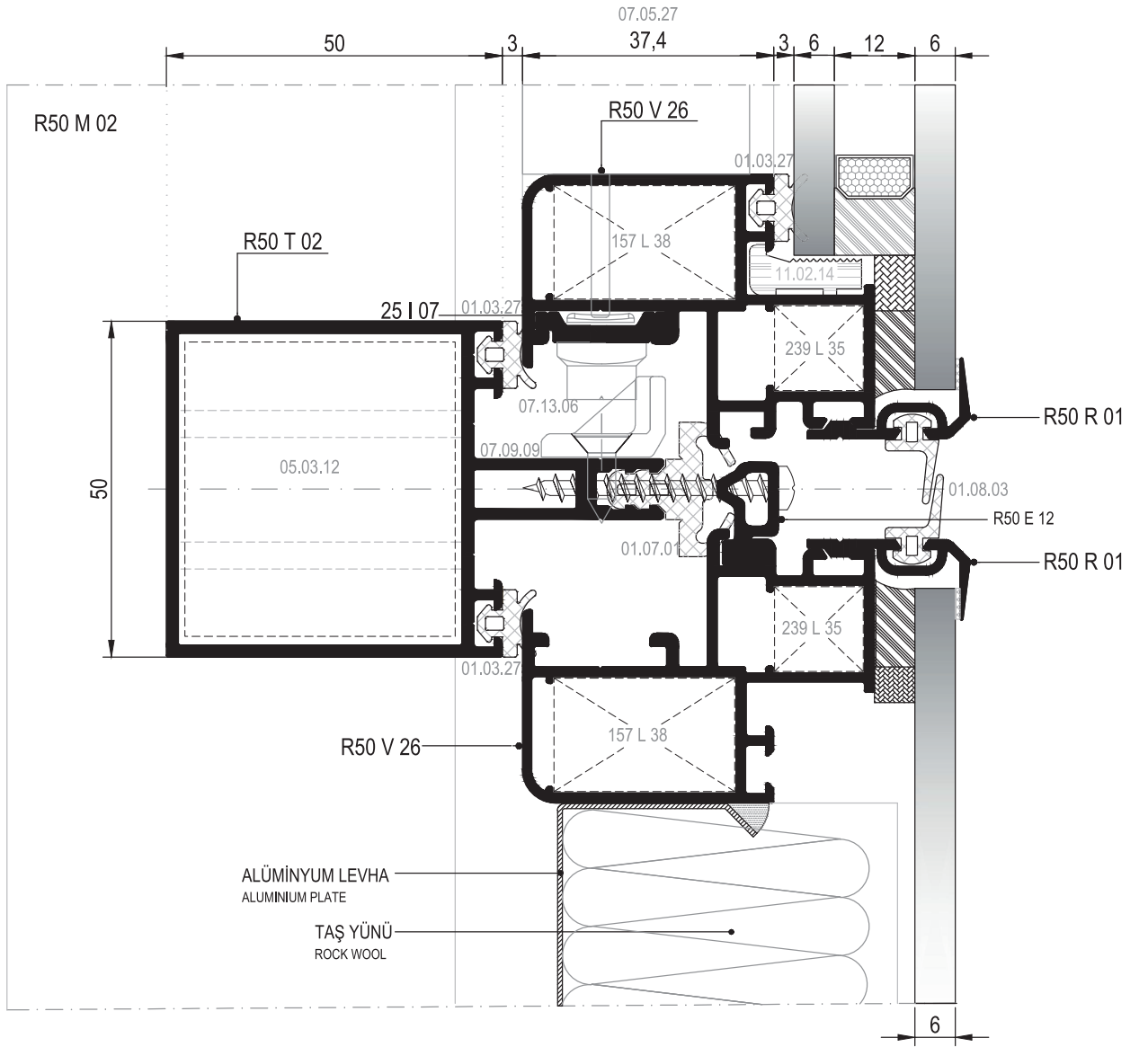
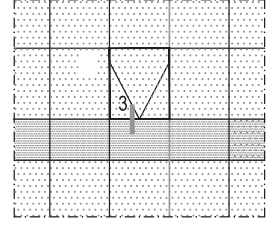
SİLİKON CEPHE DÜŞEY DETAYI
STRUCTURAL GLAZING VERTICAL DETAIL



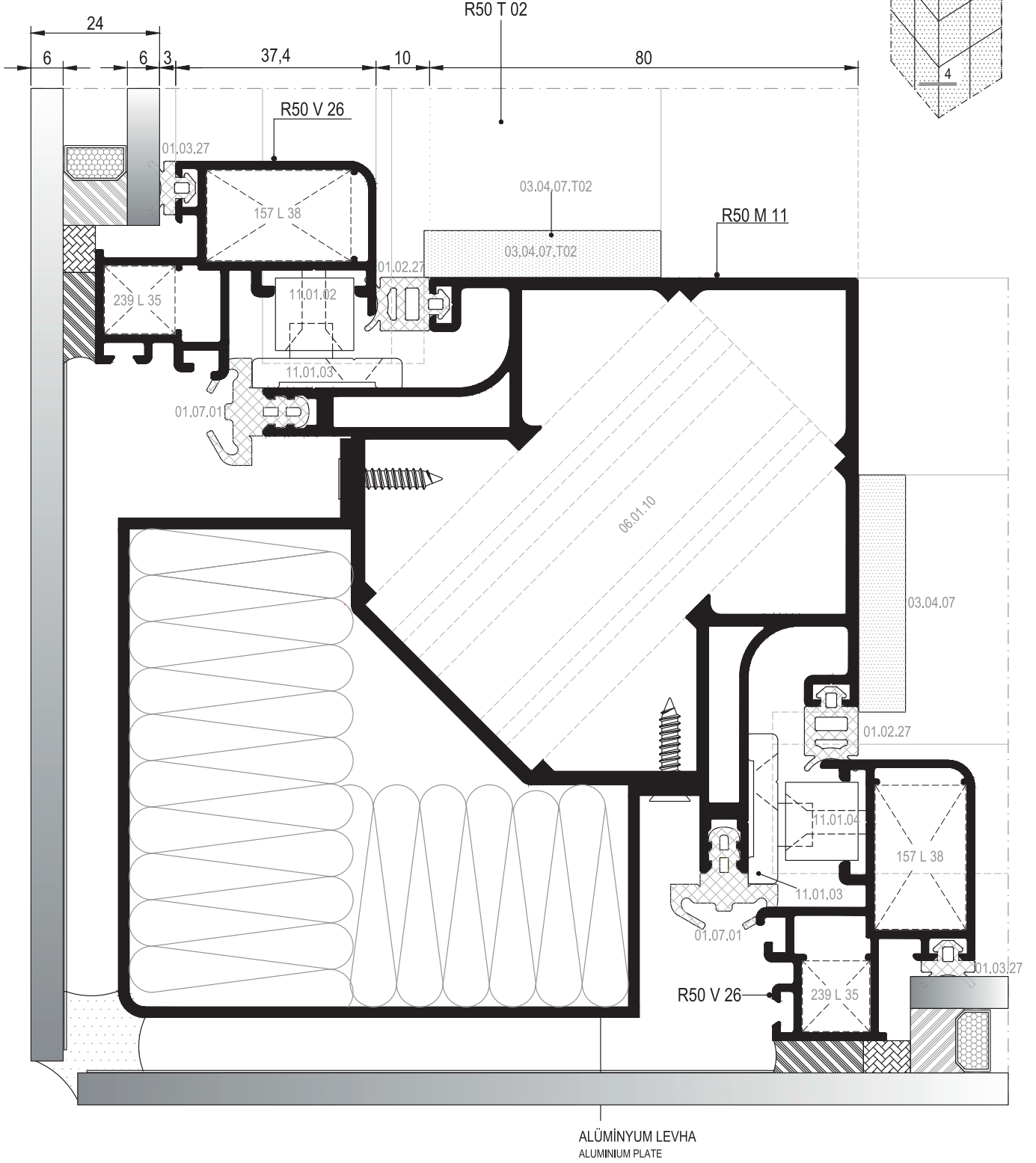
SİLİKON CEPHE YATAY DETAYI
STRUCTURAL GLAZING HORIZONTAL DETAIL



SİLİKON CEPHE GİZLİ KANAT YATAY DETAYI
STRUCTURAL GLAZING HIDDEN VENT HORIZONTAL DETAIL



SİLİKON CEPHE KÖŞE DÖNÜŞ DETAYI
STRUCTURAL GLAZING CORNER DETAIL

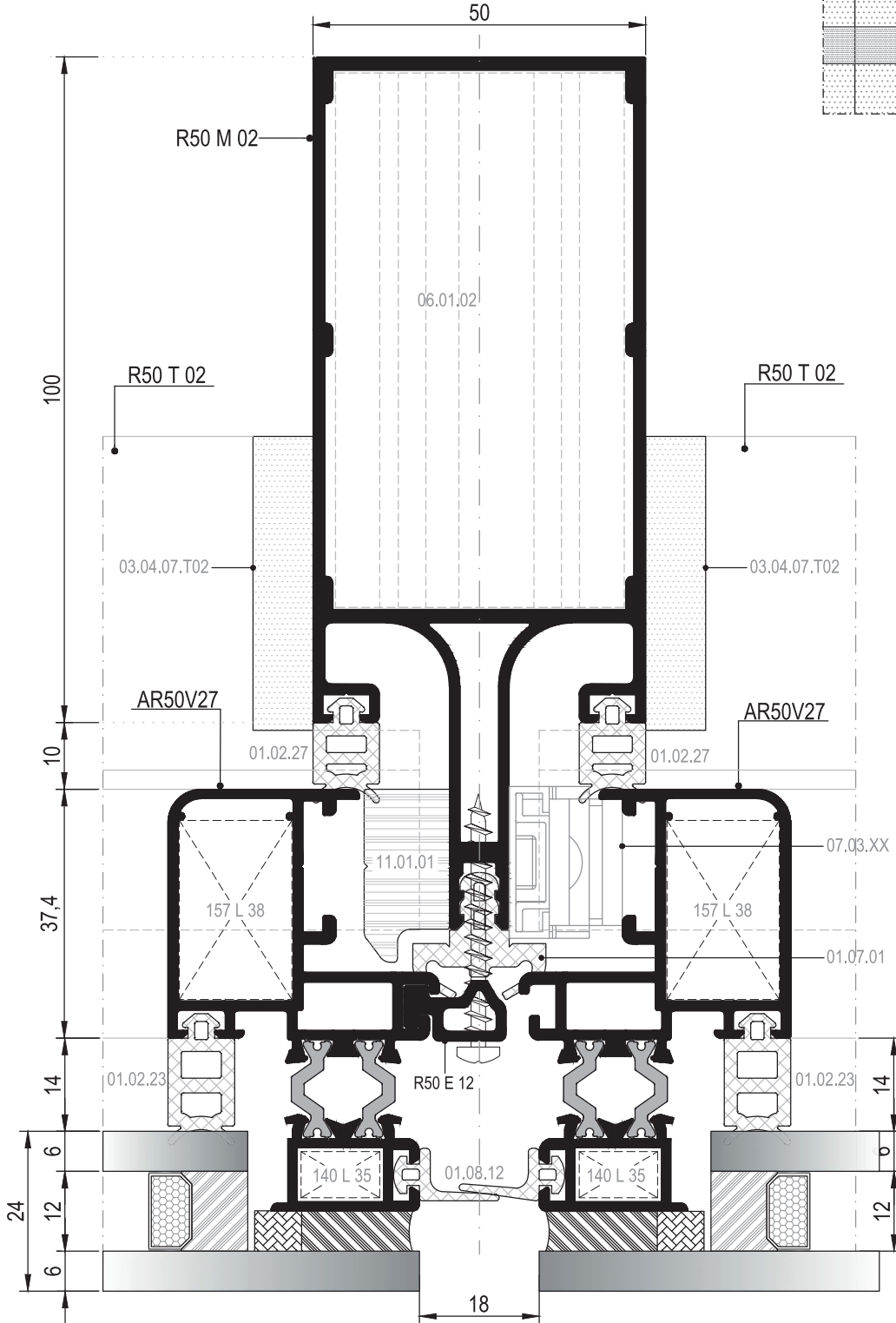


**ALÜMİNYUM PANEL SİYAH ELOKSAL (AS-M4) OLMALIDIR.
ALUMINIUM PLATE MUST BE BLACK ANODIZED (AS-M4).

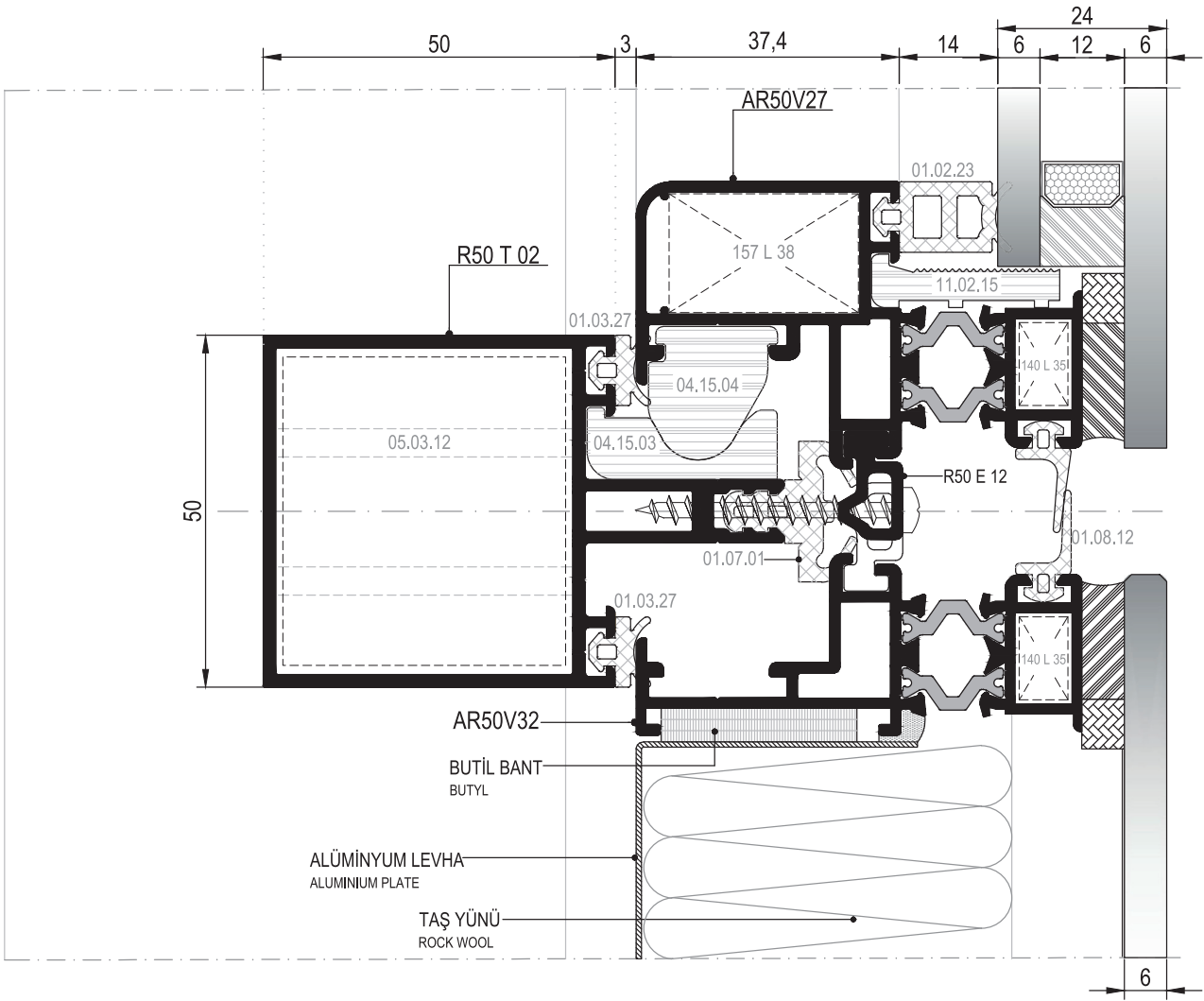
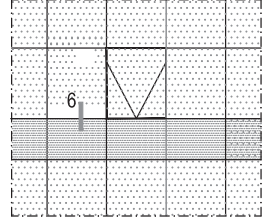
4 DETAYI
DETAIL

DIŞ
(OUTSIDE)

SİLİKON CEPHE DÜŞEY DETAYI
STRUCTURAL GLAZING VERTICAL DETAIL



aSİLİKON CEPHE YATAY DETAYI
STRUCTURAL GLAZING HORIZONTAL DETAIL



01

02

03

04

05

06

SİLİKON CEPHE DÜŞEY DETAYI
STRUCTURAL GLAZING VERTICAL DETAIL

01

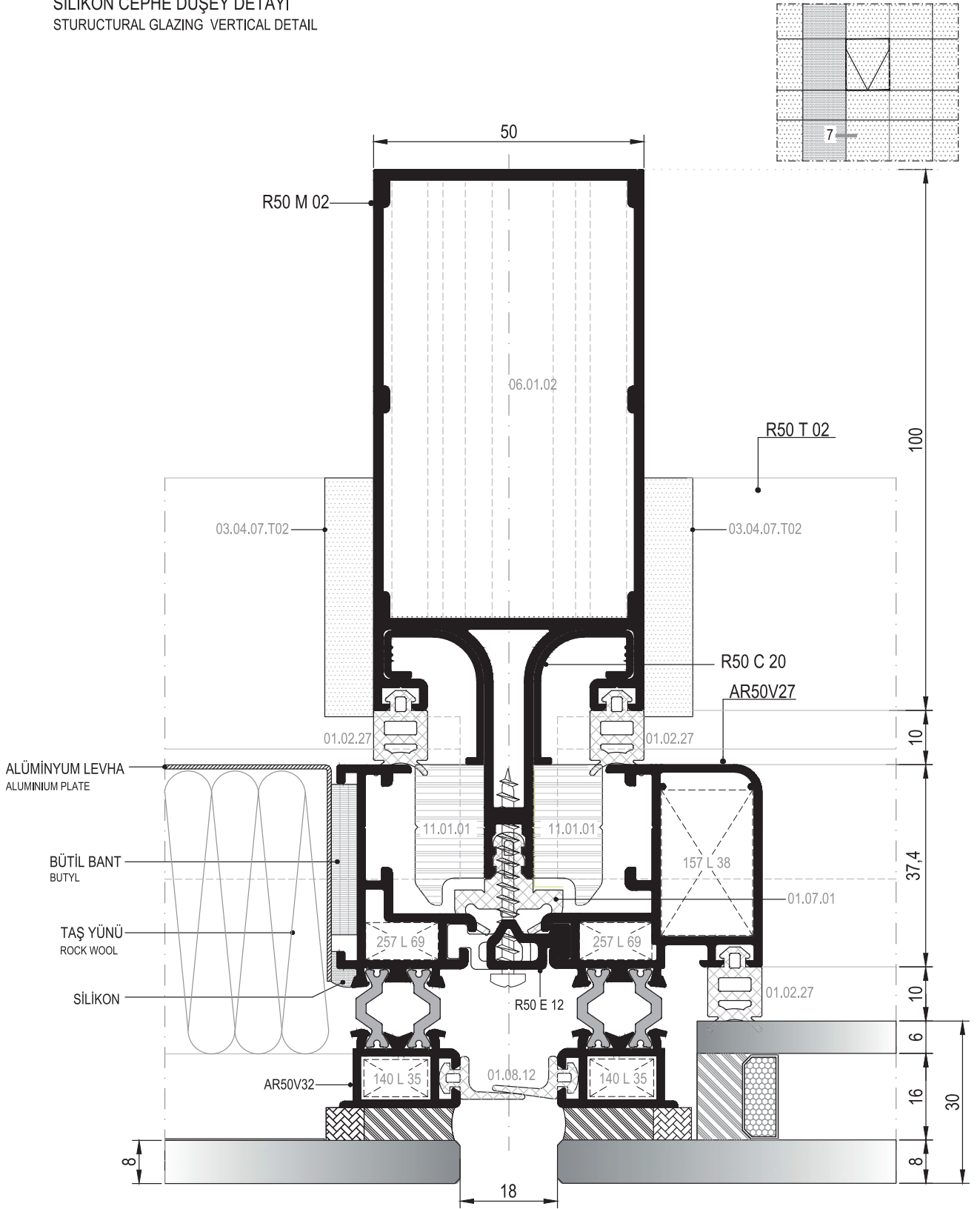
02

03

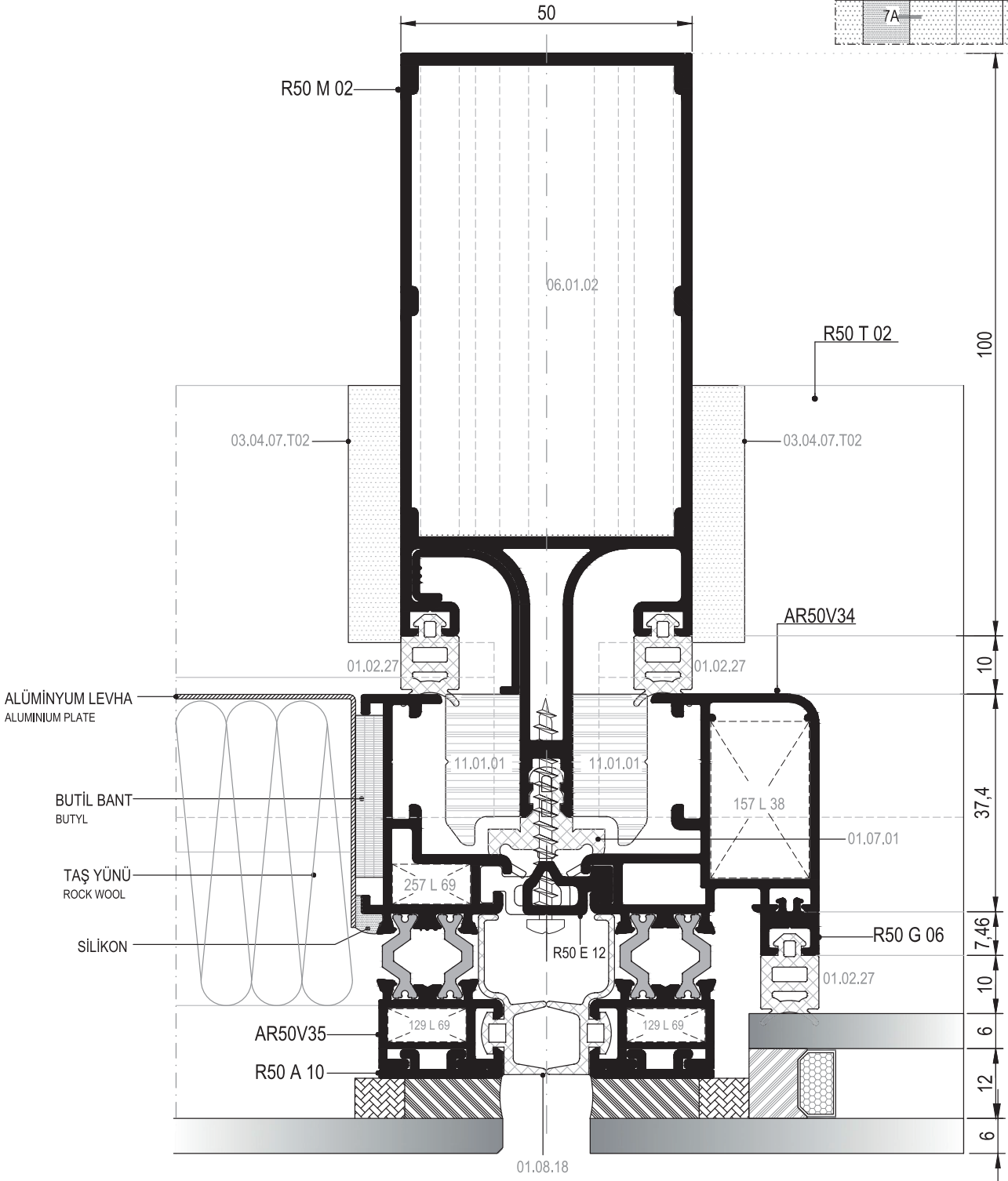
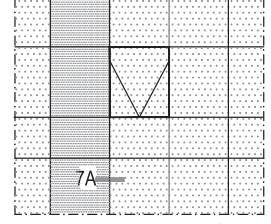
04

05

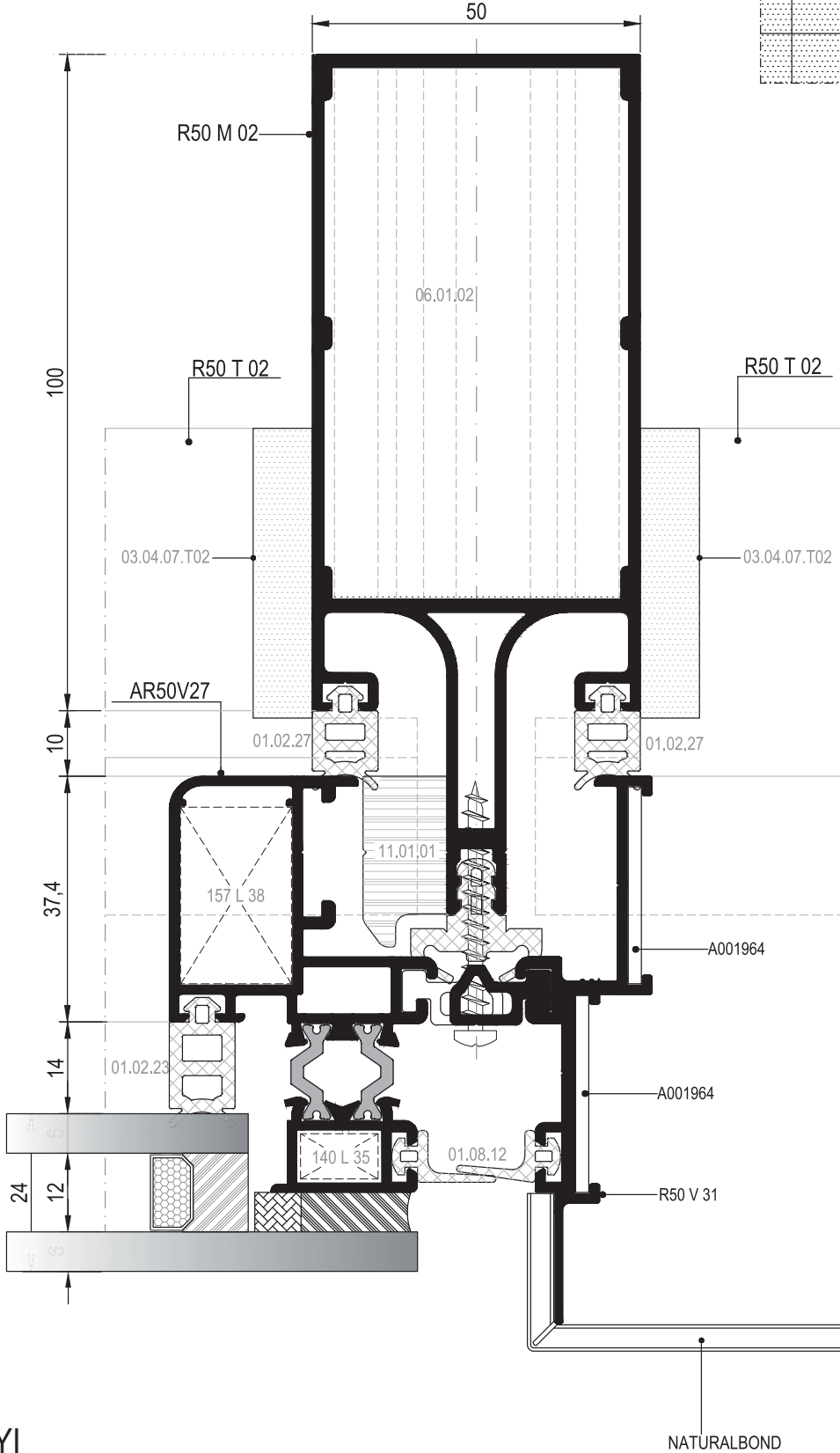
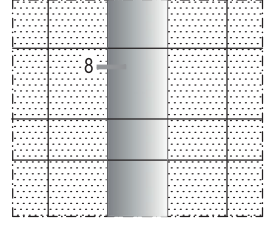
06



SİLİKON CEPHE DÜŞEY DETAYI
STRUCTURAL GLAZING VERTICAL DETAIL



SİLİKON CEPHE DÜŞEY DETAYI
STRUCTURAL GLAZING VERTICAL DETAIL

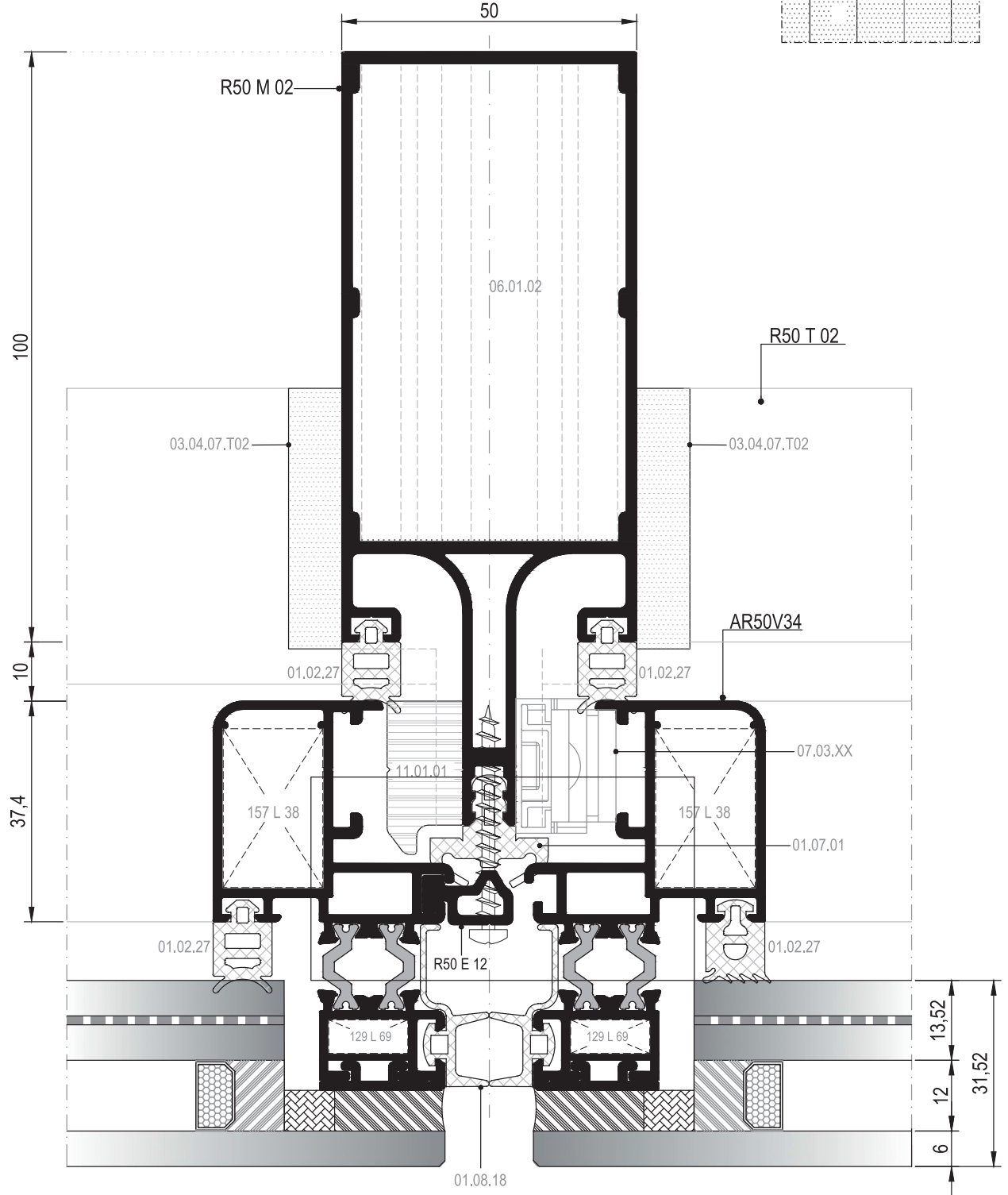
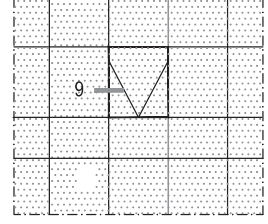


DEAYI

⑧
DETAIL

DIŞ
(OUTSIDE)

SİLİKON CEPHE DÜŞEY DETAYI
STRUCTURAL GLAZING VERTICAL DETAIL



01

02

03

04

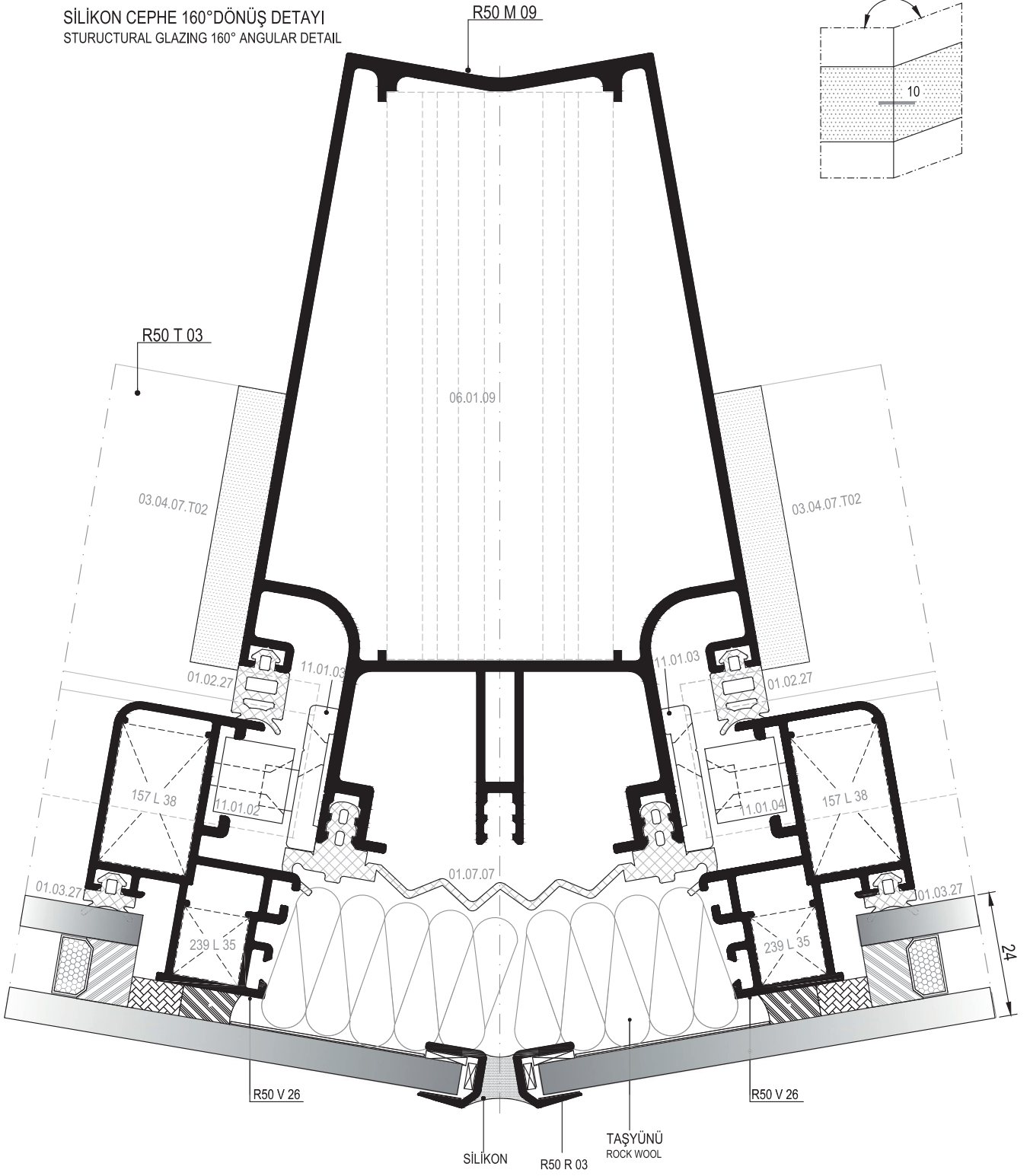
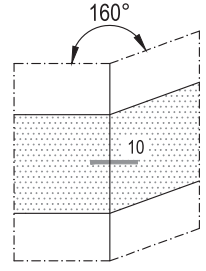
05

06

9 DETAYI
DETAIL

DIŞ
(OUTSIDE)

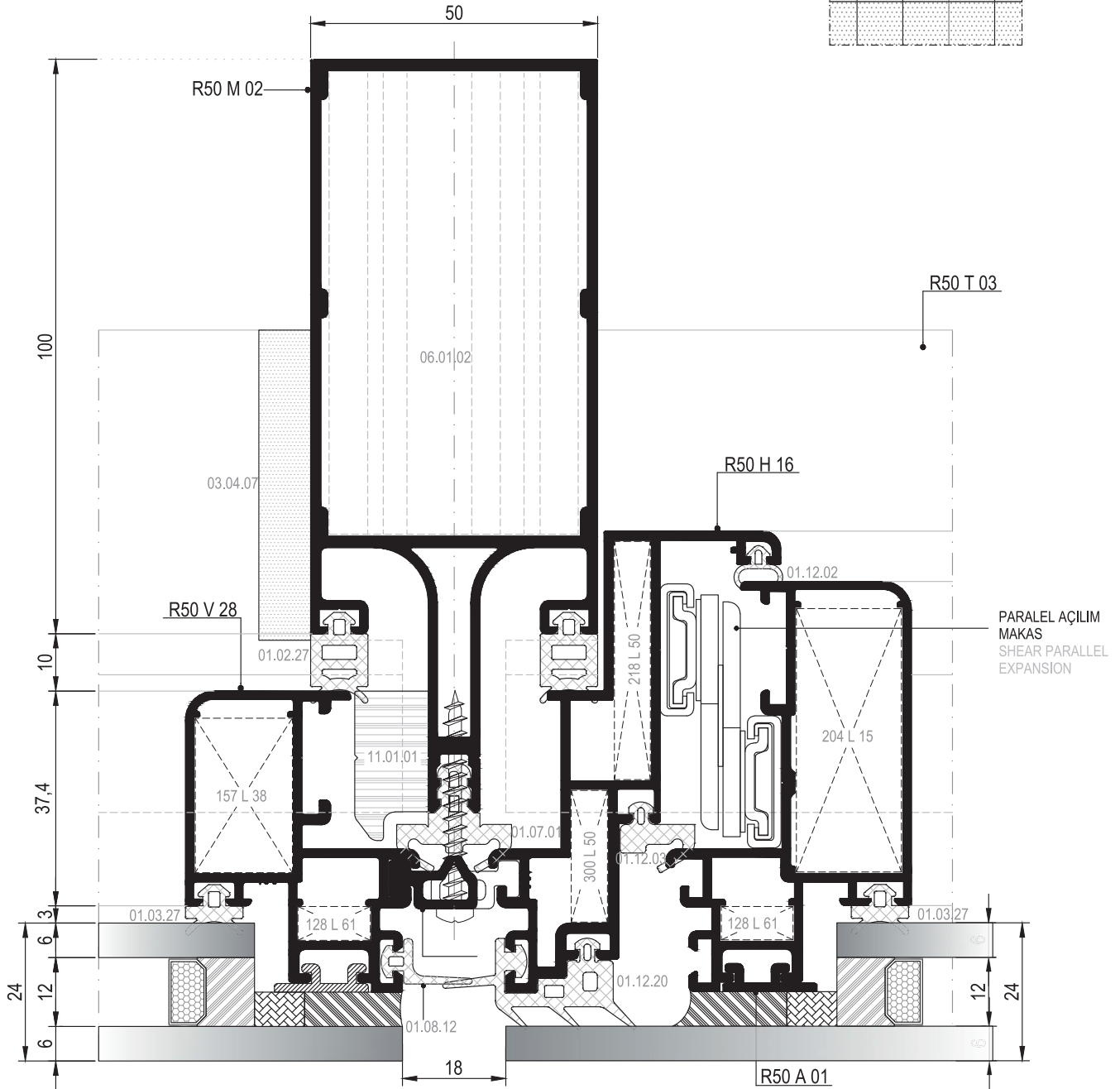
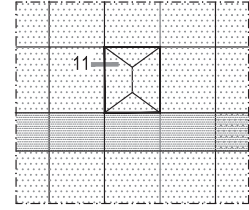
SİLİKON CEPHE 160° DÖNÜŞ DETAYI
STRUCTURAL GLAZING 160° ANGULAR DETAIL



10 DETAYI
DETAIL

DIŞ
(OUTSIDE)

SİLİKON CEPHE PARALEL AÇILIM DETAYI
STRUCTURAL GLAZING PARALLEL OPENING DETAIL



01

02

03

04

05

06

MİMARİ KATALOG ARCHITECTURAL CATALOGUE

Alüminyum Kapı Pencere ve Giydirme Cephe Sistemleri
Aluminium Window Doors and Facade Systems

R50

DETAYLAR

DETAILS

YARI KAPAKLI CEPHE SİSTEMİ

SEMI-STRUCTURAL SYSTEM

01

02

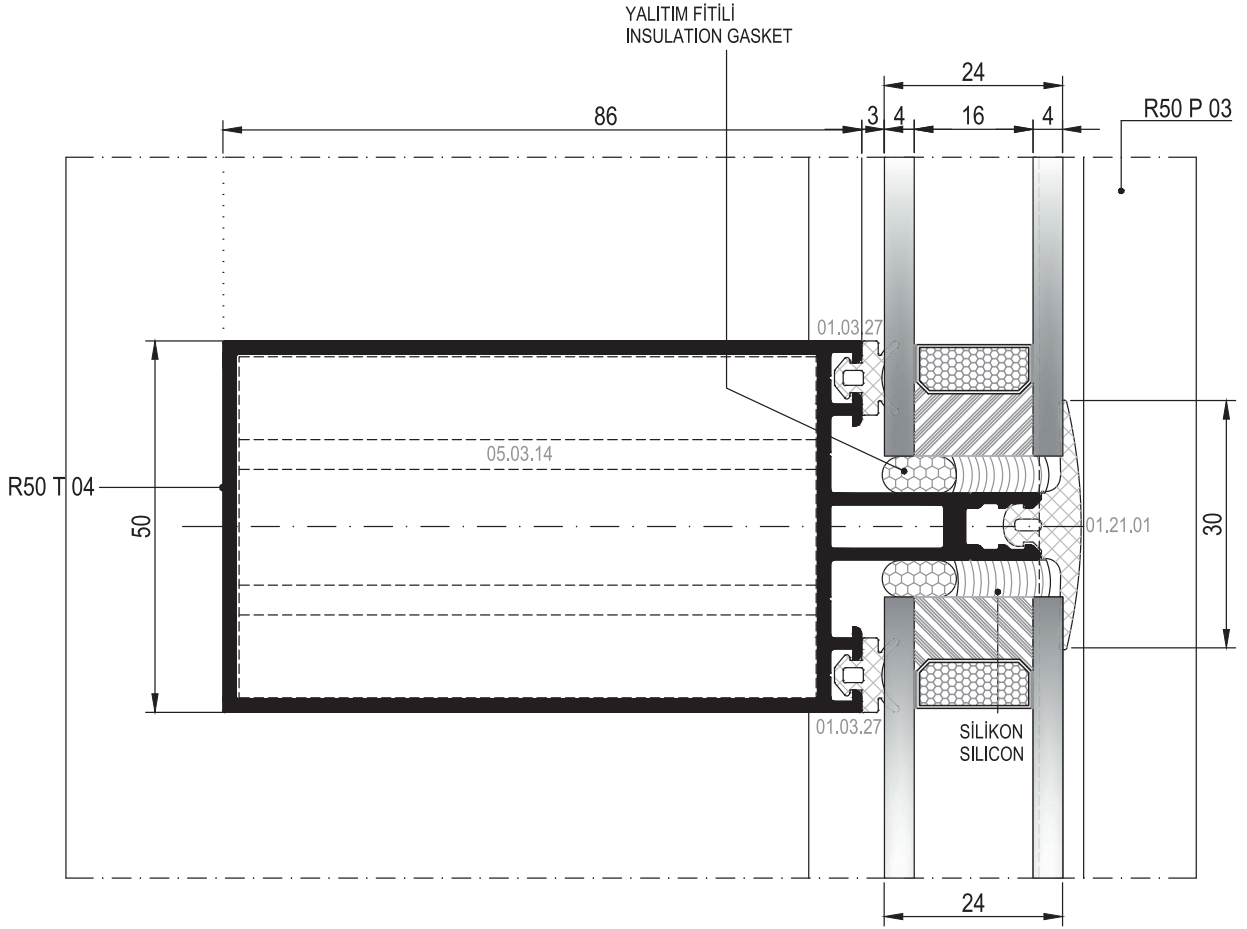
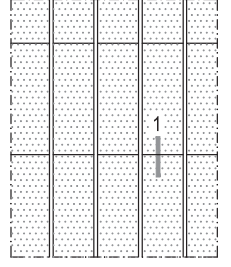
03

04

05

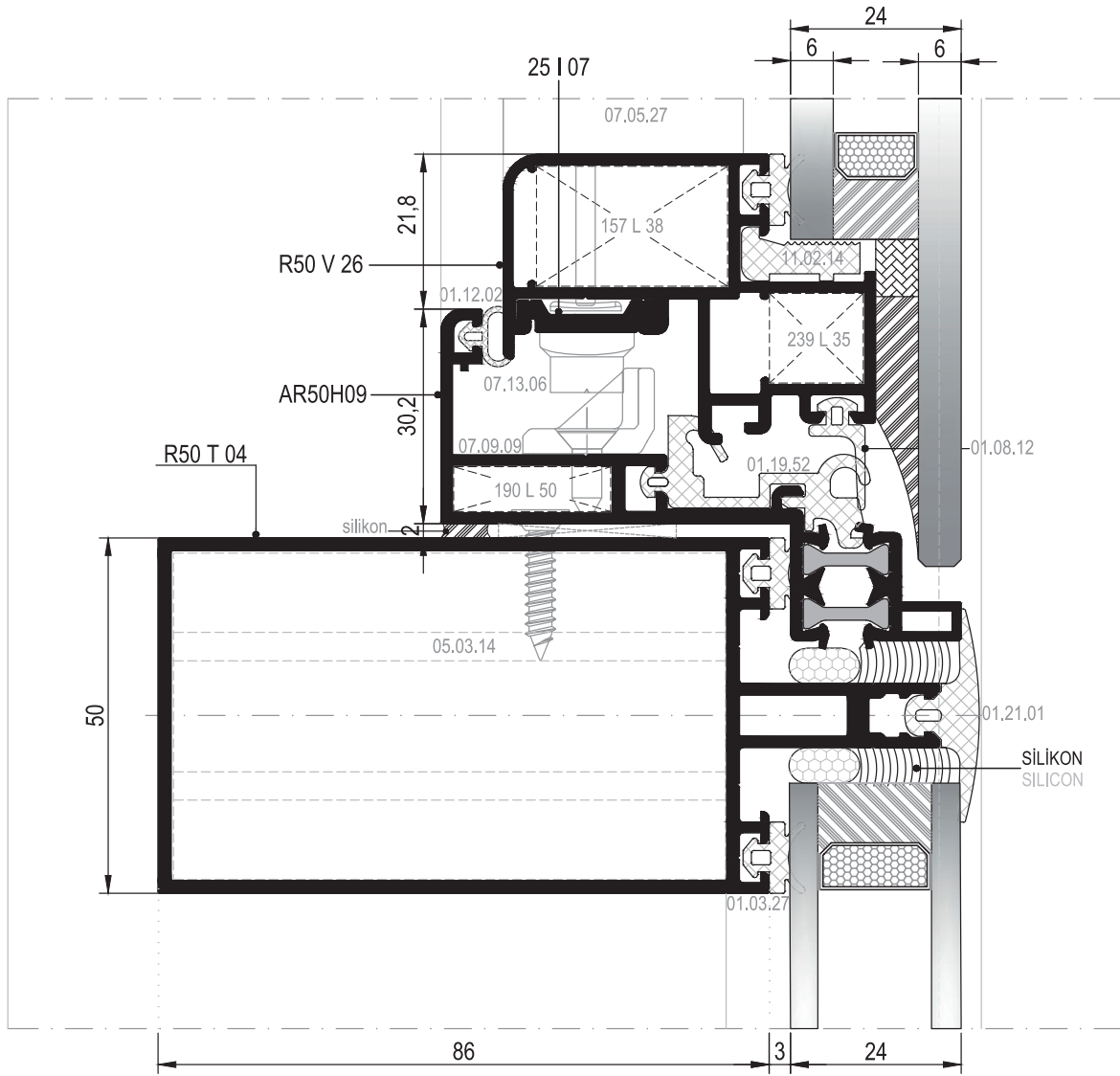
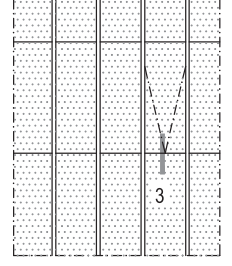
06

YATAY SİLİKON DÜŞEY KAPAKLI SİSTEM YATAY DETAYI
SEMI-STRUCTURAL SYSTEM HORIZONTAL DETAIL



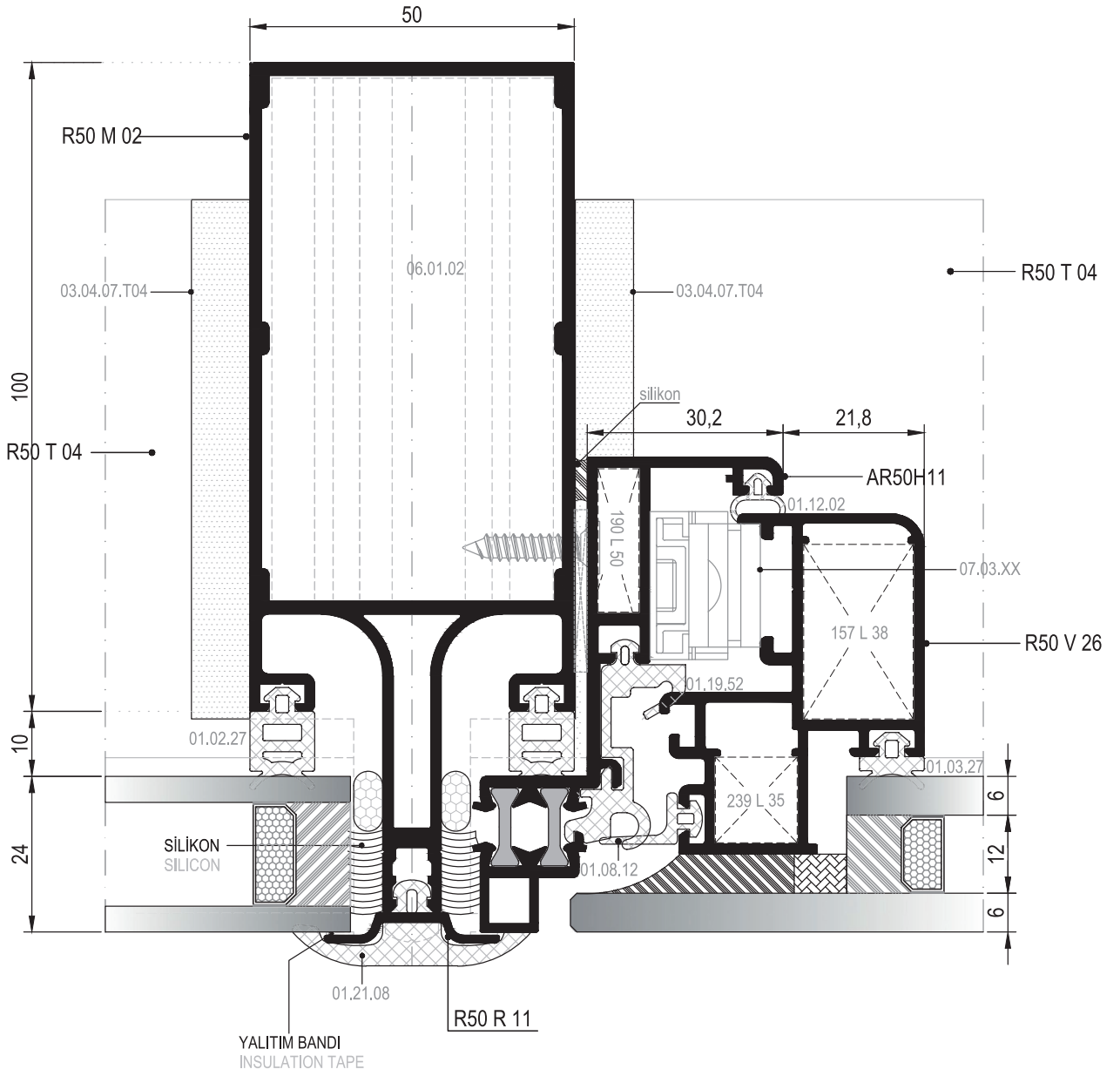
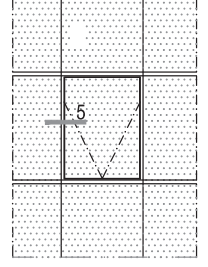
**DÜŞEY PROFİL AKS ARALIĞI 1 M'DEN AZ OLMALIDIR.
AXLE DIMENSIONS MUST BE LESS THAN 1 M.

YATAY SİLİKON DÜŞEY KAPAKLI SİSTEM GİZLİ KANAT YATAY DETAYI
SEMI-STRUCTURAL SYSTEM HIDDEN VENT HORIZONTAL DETAIL

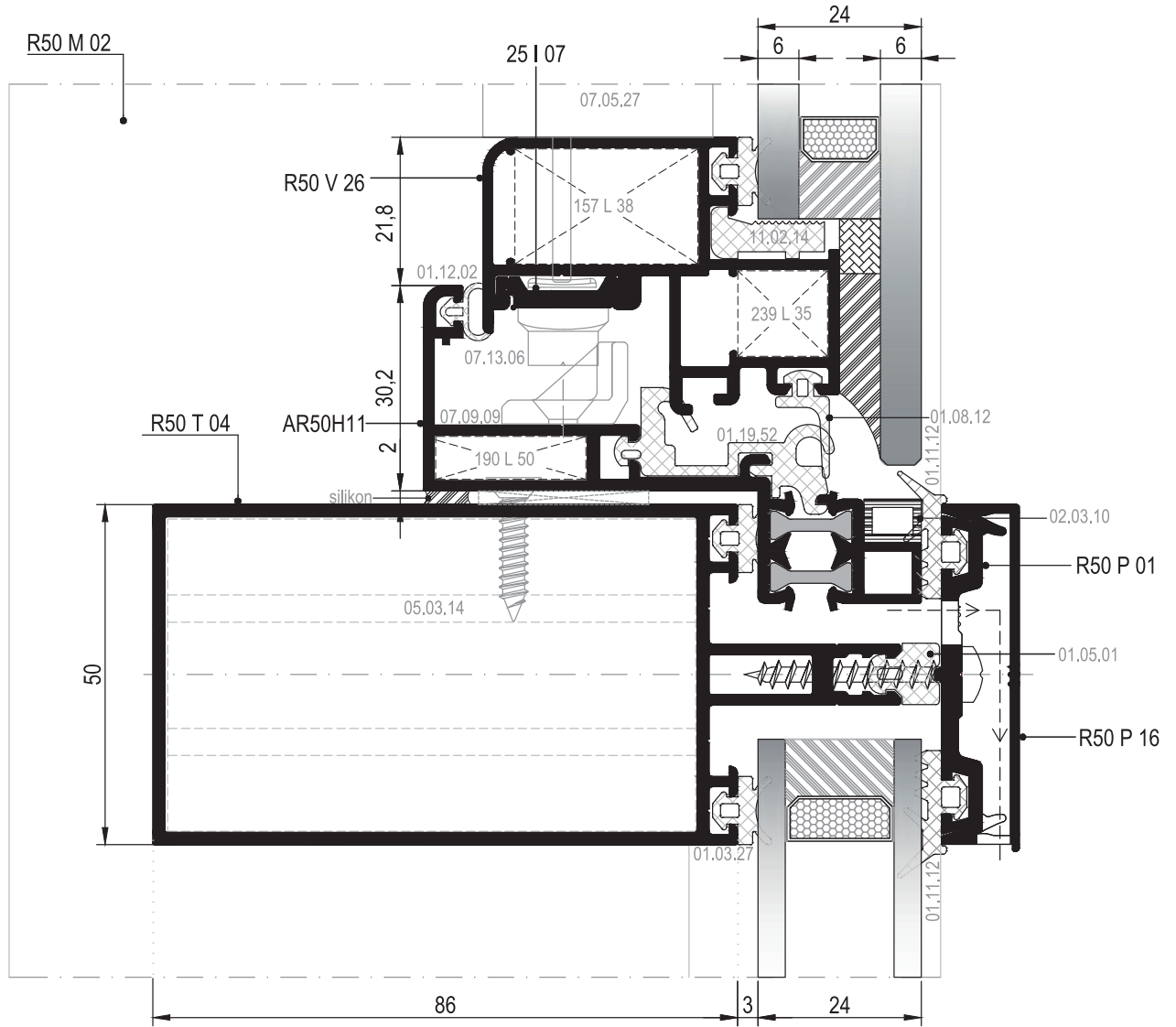
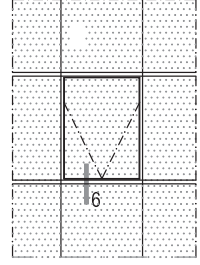


**DÜŞEY PROFİL AKS ARALIĞI 1 M'DEN AZ OLMALIDIR.
AXLE DIMENSIONS MUST BE LESS THAN 1 M.

DÜŞEY SİLİKON YATAY KAPAKLI SİSTEM GİZLİ KANAT DÜŞEY DETAYI
SEMI-STRUCTURAL SYSTEM HIDDEN VENT VERTICAL DETAIL



DÜŞEY SİLİKON YATAY KAPAKLI SİSTEM GİZLİ KANAT YATAY DETAYI
SEMI-STRUCTURAL SYSTEM HIDDEN VENT HORIZONTAL DETAIL



01

02

03

04

05

06

MİMARİ KATALOG ARCHITECTURAL CATALOGUE

Alüminyum Kapı Pencere ve Giydirme Cephe Sistemleri
Aluminium Window Doors and Facade Systems

R50

AKSESUARLAR

ACCESSORIES

01


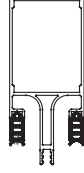

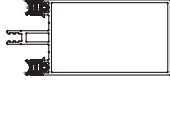



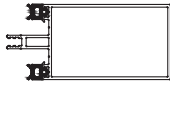



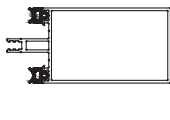



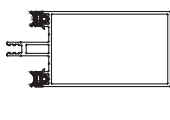

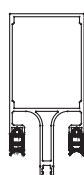

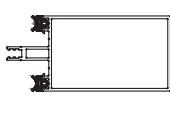

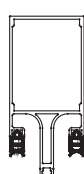

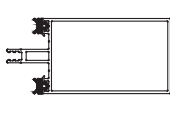

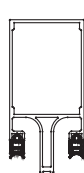

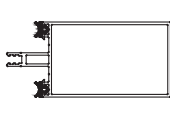
02


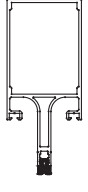
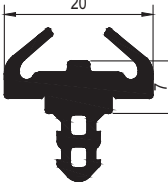
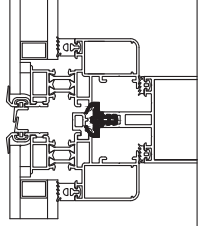

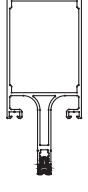
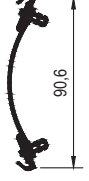
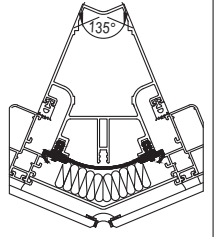

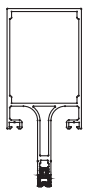

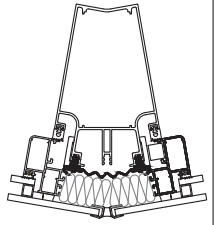

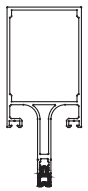
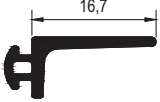
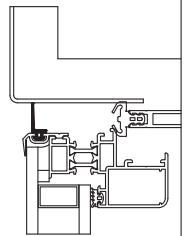

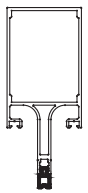

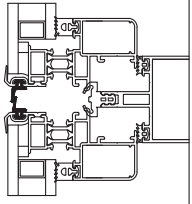

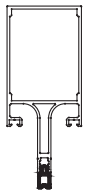
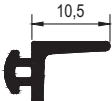
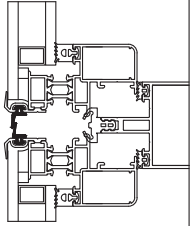

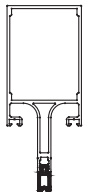
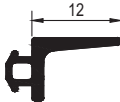
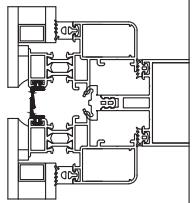
03

04

05

06

01	 <p>01.02.21 CAM FİTİLİ GLAZING GASKET Malzeme / Material : EPDM Ağırlık / Weight : 174 gr/m Paket / Package: 88 m / 15 kg</p>		 <p>01.03.21 CAM FİTİLİ GLAZING GASKET Malzeme / Material : EPDM Ağırlık / Weight : 110 gr/m Paket / Package: 130 m / 15 kg</p>	
02	 <p>01.02.22 CAM FİTİLİ GLAZING GASKET Malzeme / Material : EPDM Ağırlık / Weight : 166 gr/m Paket / Package: 88 m / 15 kg</p>		 <p>01.03.22 CAM FİTİLİ GLAZING GASKET Malzeme / Material : EPDM Ağırlık / Weight : 90 gr/m Paket / Package: 161 m / 15 kg</p>	
03	 <p>01.02.23 CAM FİTİLİ GLAZING GASKET Malzeme / Material : EPDM Ağırlık / Weight : 145 gr/m Paket / Package: 102 m / 15 kg</p>		 <p>01.03.23 CAM FİTİLİ GLAZING GASKET Malzeme / Material : EPDM Ağırlık / Weight : 85 gr/m Paket / Package: 170 m / 15 kg</p>	
04	 <p>01.02.24 CAM FİTİLİ GLAZING GASKET Malzeme / Material : EPDM Ağırlık / Weight : 140 gr/m Paket / Package: 107 m / 15 kg</p>		 <p>01.03.24 CAM FİTİLİ GLAZING GASKET Malzeme / Material : EPDM Ağırlık / Weight : 81 gr/m Paket / Package: 185 m / 15 kg</p>	
05	 <p>01.02.25 CAM FİTİLİ GLAZING GASKET Malzeme / Material : EPDM Ağırlık / Weight : 135 gr/m Paket / Package: 111 m / 15 kg</p>		 <p>01.03.25 CAM FİTİLİ GLAZING GASKET Malzeme / Material : EPDM Ağırlık / Weight : 70 gr/m Paket / Package: 211 m / 15 kg</p>	
06	 <p>01.02.26 CAM FİTİLİ GLAZING GASKET Malzeme / Material : EPDM Ağırlık / Weight : 126 gr/m Paket / Package: 115 m / 15 kg</p>		 <p>01.03.26 CAM FİTİLİ GLAZING GASKET Malzeme / Material : EPDM Ağırlık / Weight : 66 gr/m Paket / Package: 200 m / 15 kg</p>	
	 <p>01.02.27 CAM FİTİLİ GLAZING GASKET Malzeme / Material : EPDM Ağırlık / Weight : 116 gr/m Paket / Package: 127 m / 15 kg</p>		 <p>01.03.27 CAM FİTİLİ GLAZING GASKET Malzeme / Material : EPDM Ağırlık / Weight : 56 gr/m Paket / Package: 242 m / 15 kg</p>	

	<p>01.05.01</p> <p>ORTA BASKI FİTİLİ CENTRAL GASKET</p> <p>Malzeme / Material : EPDM Ağırlık / Weight : 84 gr/m Paket / Package : 178 m / 15 kg</p>			<p>01.07.01</p> <p>ORTA BASKI FİTİLİ CENTRAL GASKET</p> <p>Malzeme / Material : EPDM Ağırlık / Weight : 189 gr/m Paket / Package : 78 m / 15 kg</p>	
	<p>01.05.02</p> <p>ORTA BASKI FİTİLİ CENTRAL GASKET</p> <p>Malzeme / Material : EPDM Ağırlık / Weight : 92 gr/m Paket / Package : 163 m / 15 kg</p>			<p>01.07.03</p> <p>ORTA BASKI FİTİLİ (135°) CENTRAL GASKET (135°)</p> <p>Malzeme / Material : EPDM Ağırlık / Weight : 500 gr/m Paket / Package : 20 m / 15 kg</p> <p>Ölçek/Scale: 1/4</p>	
	<p>01.05.03</p> <p>ORTA BASKI FİTİLİ CENTRAL GASKET</p> <p>Malzeme / Material : EPDM Ağırlık / Weight : 98 gr/m Paket / Package : 153 m / 15 kg</p>			<p>01.07.07</p> <p>ORTA BASKI FİTİLİ (160°) CENTRAL GASKET (160°)</p> <p>Malzeme / Material : EPDM Ağırlık / Weight : 458 gr/m Paket / Package : 32 m / 15 kg</p> <p>Ölçek/Scale: 1/4</p>	
	<p>01.05.04</p> <p>ORTA BASKI FİTİLİ CENTRAL GASKET</p> <p>Malzeme / Material : EPDM Ağırlık / Weight : 102 gr/m Paket / Package : 147 m / 15 kg</p>			<p>01.08.01</p> <p>TIRNAK FİTİLİ SEALING JOINT GASKET</p> <p>Malzeme / Material : EPDM Ağırlık / Weight : 63 gr/m Paket / Package : 238 m / 15 kg</p>	
	<p>01.05.05</p> <p>ORTA BASKI FİTİLİ CENTRAL GASKET</p> <p>Malzeme / Material : EPDM Ağırlık / Weight : 134 gr/m Paket / Package : 112 m / 15 kg</p>			<p>01.08.03</p> <p>TIRNAK FİTİLİ SEALING JOINT GASKET</p> <p>Malzeme / Material : EPDM Ağırlık / Weight : 46 gr/m Paket / Package : 326 m / 15 kg</p>	
	<p>01.05.06</p> <p>ORTA BASKI FİTİLİ CENTRAL GASKET</p> <p>Malzeme / Material : EPDM Ağırlık / Weight : 107 gr/m Paket / Package : 140 m / 15 kg</p>			<p>01.08.07</p> <p>TIRNAK FİTİLİ SEALING JOINT GASKET</p> <p>Malzeme / Material : EPDM Ağırlık / Weight : 50 gr/m Paket / Package : 300 m / 15 kg</p>	
	<p>01.05.08</p> <p>ORTA BASKI FİTİLİ CENTRAL GASKET</p> <p>Malzeme / Material : EPDM Ağırlık / Weight : 125 gr/m Paket / Package : 120 m / 15 kg</p>			<p>01.08.12</p> <p>TIRNAK FİTİLİ SEALING JOINT GASKET</p> <p>Malzeme / Material : EPDM Ağırlık / Weight : 52 gr/m Paket / Package : 288 m / 15 kg</p>	

01

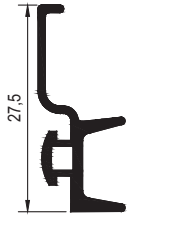
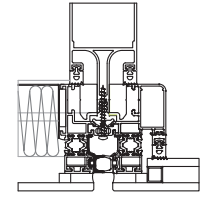
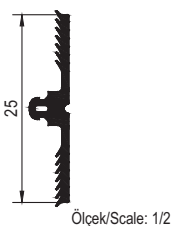
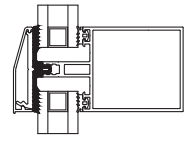
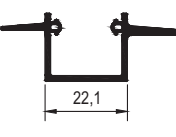
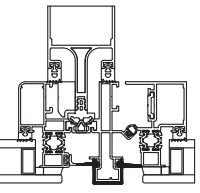
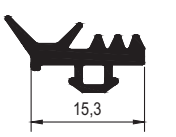
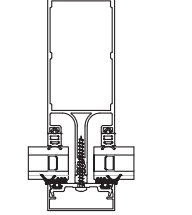
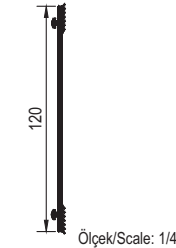
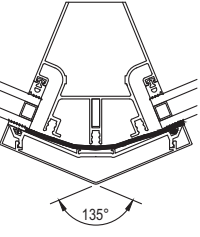

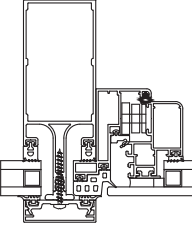
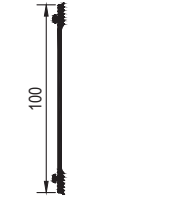
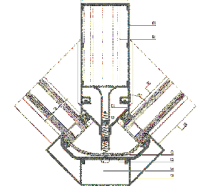

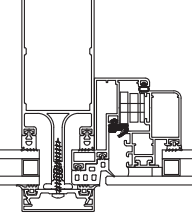

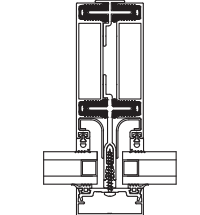

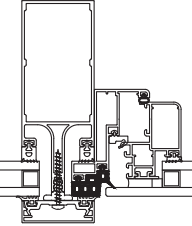

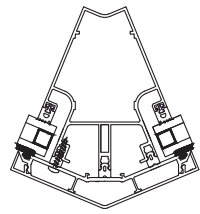

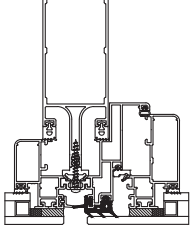
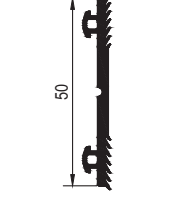
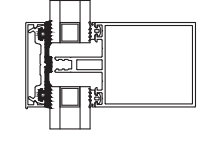

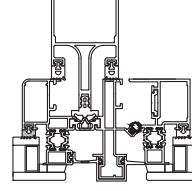
02

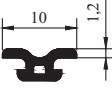
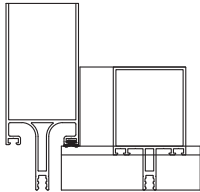
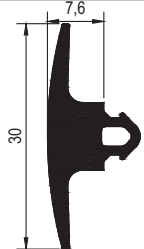
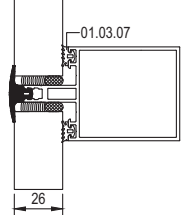

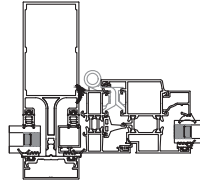
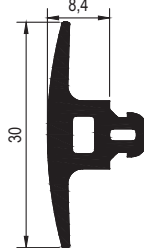
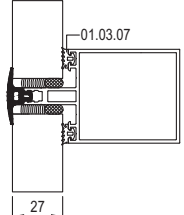

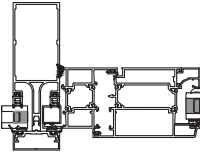
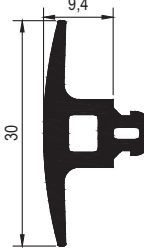
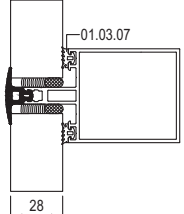

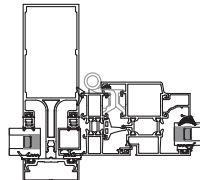
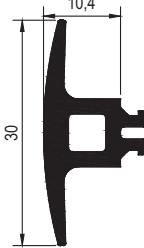
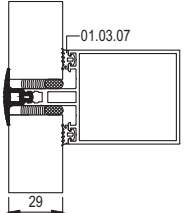

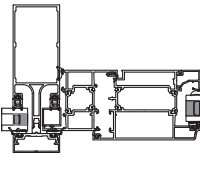

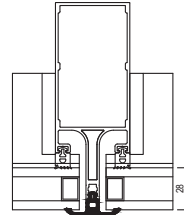

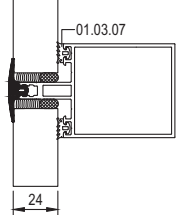
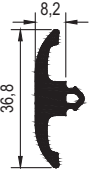
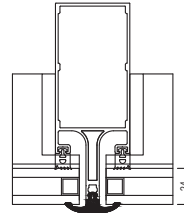

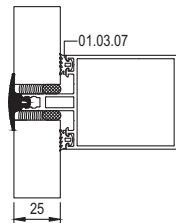

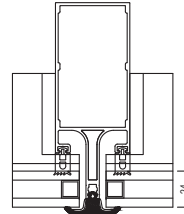
03

04

05

06

01	 <p>01.08.18 KASET BİNİ FİTİLİ SEAL GASKET</p> <p>Malzeme / Material : EPDM Ağırlık / Weight : 92 gr/m Paket / Package : 163 m / 15 kg</p>		 <p>01.11.06 KAPAK ALTI FİTİLİ GLAZING GASKET</p> <p>Malzeme / Material : EPDM Ağırlık / Weight : 228 gr/m Paket / Package : 65 m / 15 kg</p> <p>Ölçek/Scale: 1/2</p>	
02	 <p>01.08.20 KASA FİTİLİ FRAME GASKET</p> <p>Malzeme / Material : EPDM Ağırlık / Weight : 192gr/m Paket / Package : 78 m / 15 kg R50TT SİSTEM İÇİN.</p> <p>Ölçek/Scale: 1/2</p>		 <p>01.11.12 DIŞ CAM FİTİLİ GLAZING GASKET (OUT)</p> <p>Malzeme / Material : EPDM Ağırlık / Weight : 90 gr/m Paket / Package : 166 m / 15 kg</p>	
03	 <p>01.09.04 DIŞ CAM FİTİLİ (135°) GLAZING GASKET (135°)</p> <p>Malzeme / Material : EPDM Ağırlık / Weight : 420 gr/m Paket / Package : 35 m / 15 kg</p> <p>Ölçek/Scale: 1/4</p>		 <p>01.12.02 GİZLİ KANAT FİTİLİ SEAL GASKET</p> <p>Malzeme / Material : EPDM Ağırlık / Weight : 32 gr/m Paket / Package : 468 m / 15 kg</p>	
04	 <p>01.09.03 DIŞ CAM FİTİLİ (90°) GLAZING GASKET (90°)</p> <p>Malzeme / Material : EPDM Ağırlık / Weight : 341 gr/m Paket / Package : 44 m / 15 kg</p>		 <p>01.12.03 GİZLİ KANAT FİTİLİ SEAL GASKET</p> <p>Malzeme / Material : EPDM Ağırlık / Weight : 84 gr/m Paket / Package : 178 m / 15 kg</p>	
05	 <p>01.10.01 DİLATASYON FİTİLİ EXPANSION GASKET</p> <p>Malzeme / Material : EPDM Ağırlık / Weight : 206 gr/m Paket / Package : 72,8 m / 15 kg</p>		 <p>01.12.14 GİZLİ KANAT KASA FİTİLİ SEAL GASKET</p> <p>Malzeme / Material : EPDM Ağırlık / Weight : 351 gr/m Paket / Package : 42 m / 15 kg</p>	
06	 <p>01.11.03 DIŞ CAM FİTİLİ GLAZING GASKET</p> <p>Malzeme / Material : EPDM Ağırlık / Weight : 70 gr/m Paket / Package : 214 m / 15 kg</p>		 <p>01.12.20 GİZLİ KANAT KASA FİTİLİ SEAL GASKET</p> <p>Malzeme / Material : EPDM Ağırlık / Weight : 219 gr/m Paket / Package : 68 m / 15 kg</p>	
	 <p>01.11.05 KAPAK ALTI FİTİLİ GLAZING GASKET</p> <p>Malzeme / Material : EPDM Ağırlık / Weight : 220 gr/m Paket / Package : 68 m / 15 kg</p> <p>Ölçek/Scale: 1/2</p>		 <p>01.12.22 GİZLİ KANAT FİTİLİ FRAME GASKET</p> <p>Malzeme / Material : EPDM Ağırlık / Weight : 32 gr/m Paket / Package : 468 m / 15 kg R50TT SİSTEM İÇİN.</p>	

	<p>01.14.01 BİTİŞ FİTİLİ FINISH GASKET</p> <p>Malzeme / Material : EPDM Ağırlık / Weight : 30 gr/m Paket / Package: 500 m / 15 kg</p>			<p>01.21.03 BASMA FİTİLİ PRESSURE GASKET</p> <p>Malzeme / Material : EPDM Ağırlık / Weight : 163 gr/m Paket / Package: 92 m / 15 kg</p>	
	<p>01.17.02 İÇ CAM FİTİLİ 1,6 mm INSIDE GLAZING GASKET 1,6 mm</p> <p>Malzeme / Material : EPDM Ağırlık / Weight : 56 gr/m Paket / Package: 267m / 15 kg</p>			<p>01.21.04 BASMA FİTİLİ PRESSURE GASKET</p> <p>Malzeme / Material : EPDM Ağırlık / Weight : 158 gr/m Paket / Package: 94 m / 15 kg</p>	
	<p>01.17.03 İÇ CAM FİTİLİ 2,8 mm INSIDE GLAZING GASKET 2,8 mm</p> <p>Malzeme / Material : EPDM Ağırlık / Weight : 59 gr/m Paket / Package: 254m / 15 kg</p>			<p>01.21.05 BASMA FİTİLİ PRESSURE GASKET</p> <p>Malzeme / Material : EPDM Ağırlık / Weight : 172 gr/m Paket / Package: 87 m / 15 kg</p>	
	<p>01.17.04 İÇ CAM FİTİLİ 3,6 mm INSIDE GLAZING GASKET 3,6 mm</p> <p>Malzeme / Material : EPDM Ağırlık / Weight : 71 gr/m Paket / Package: 210m / 15 kg</p>			<p>01.21.06 BASMA FİTİLİ PRESSURE GASKET</p> <p>Malzeme / Material : EPDM Ağırlık / Weight : 167 gr/m Paket / Package: 90 m / 15 kg</p>	
	<p>01.17.05 İÇ CAM FİTİLİ 4,6 mm INSIDE GLAZING GASKET 4,6 mm</p> <p>Malzeme / Material : EPDM Ağırlık / Weight : 89 gr/m Paket / Package: 168m / 15 kg</p>			<p>01.21.07 BASMA FİTİLİ PRESSURE GASKET</p> <p>Malzeme / Material : EPDM Ağırlık / Weight : 270 gr/m Paket / Package: 55 m / 15 kg</p> <p>Ölçek/Scale: 1/2</p>	
	<p>01.21.01 BASMA FİTİLİ PRESSURE GASKET</p> <p>Malzeme / Material : EPDM Ağırlık / Weight : 136 gr/m Paket / Package: 109 m / 15 kg</p>			<p>01.21.08 BASMA FİTİLİ PRESSURE GASKET</p> <p>Malzeme / Material : EPDM Ağırlık / Weight : 228 gr/m Paket / Package: 65 m / 15 kg</p> <p>Ölçek/Scale: 1/2</p>	
	<p>01.21.02 BASMA FİTİLİ PRESSURE GASKET</p> <p>Malzeme / Material : EPDM Ağırlık / Weight : 158 gr/m Paket / Package: 94 m / 15 kg</p>			<p>01.21.09 BASMA FİTİLİ PRESSURE GASKET</p> <p>Malzeme / Material : EPDM Ağırlık / Weight : 304 gr/m Paket / Package: 49 m / 15 kg</p> <p>Ölçek/Scale: 1/2</p>	

01


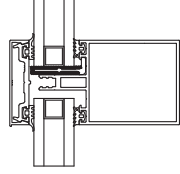


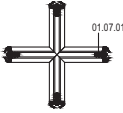
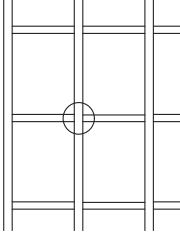
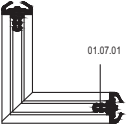

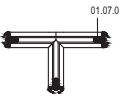
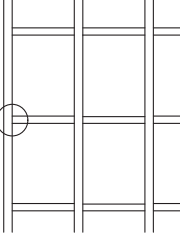
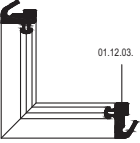
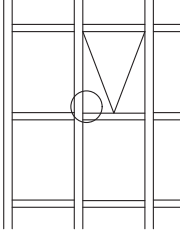
02


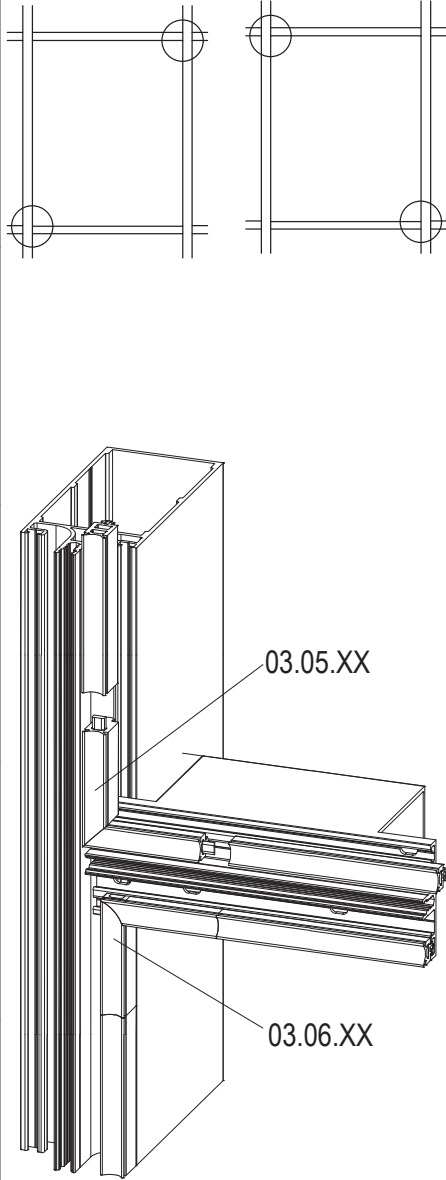
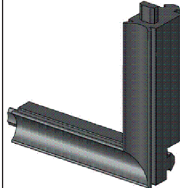

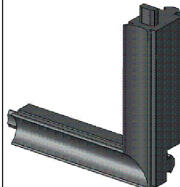

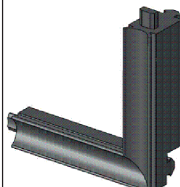

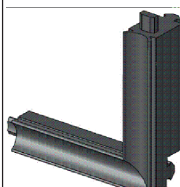

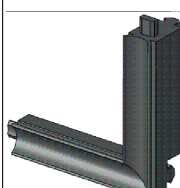

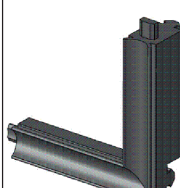

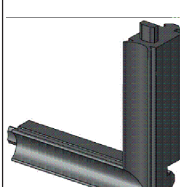
03

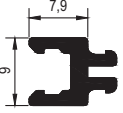
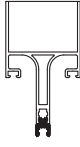
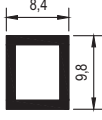
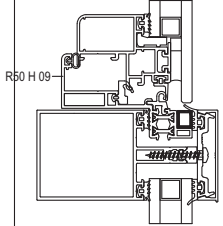
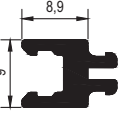
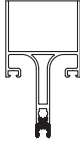
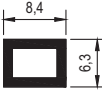
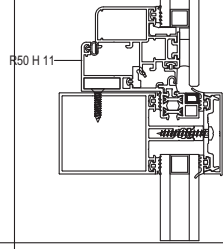
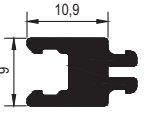
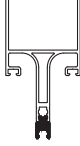
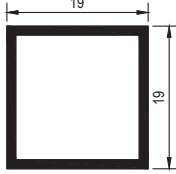
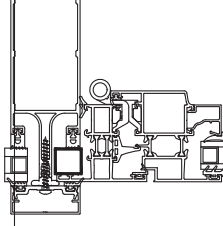
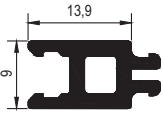
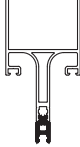
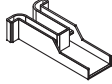
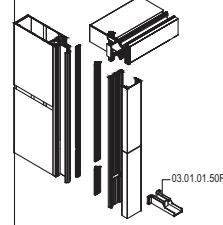
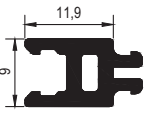
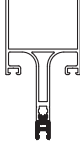
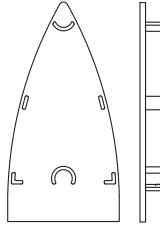
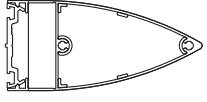
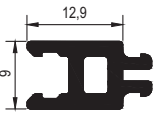
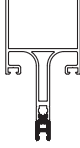
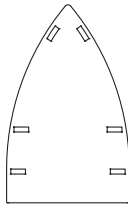
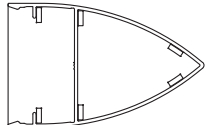

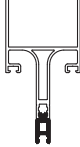

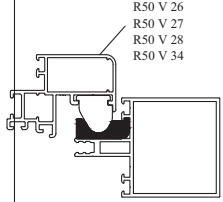
04

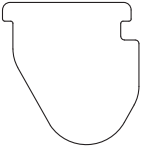
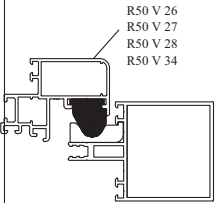
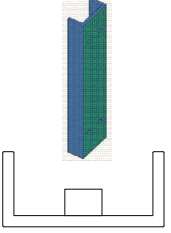
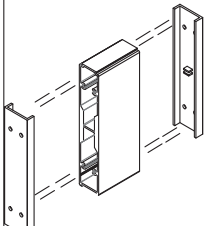
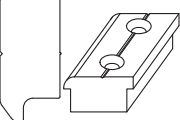
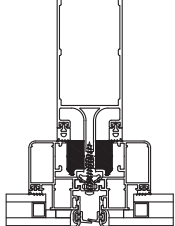
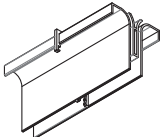
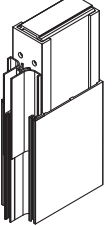
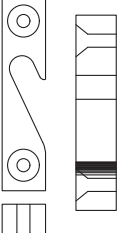
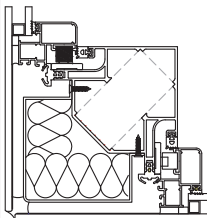

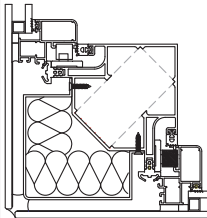
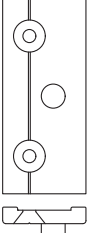
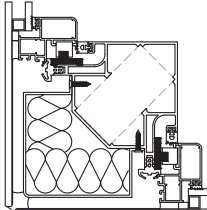

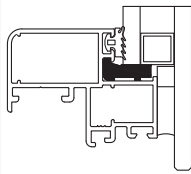

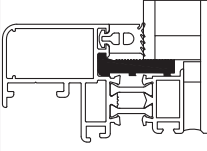
05

06

01	 <p>01.22.01 CAM TAKOZ FİTİLİ SUPPOT GASKET</p> <p>Malzeme / Material : EPDM Ağırlık / Weight : 115 gr/m Paket / Package: 130 m / 15 kg</p> <p>Ölçek/Scale: 1/2</p> 			
02	 <p>01.19.52 KASET BİNİ FİTİLİ SEAL GASKET</p> <p>Malzeme / Material : EPDM Ağırlık / Weight : 214 gr/m Paket / Package: 70 m / 15 kg</p> <p>Ölçek/Scale: 1/2</p> 			
03	 <p>03.07.01 (+) FİTİL (+) GASKET</p> <p>Malzeme / Material : EPDM 01.07.01 - 01.07.01</p> <p>Ölçek/Scale: 1/2</p> 			
04	 <p>03.07.02 (L) FİTİL (L) GASKET</p> <p>Malzeme / Material : EPDM 01.07.01 - 01.07.01</p> <p>Ölçek/Scale: 1/2</p> 			
05	 <p>03.07.03 (T) FİTİL (T) GASKET</p> <p>Malzeme / Material : EPDM 01.07.01 - 01.07.01</p> <p>Ölçek/Scale: 1/2</p> 			
06	 <p>03.07.04 (L) FİTİL (L) GASKET</p> <p>Malzeme / Material : EPDM 01.12.03 - 01.12.03</p> <p>Ölçek/Scale: 1/2</p> 			

	<p>03.05.21</p> <p>KÖŞE FİTİLİ (SAĞ) CORNER GASKET (RIGHT)</p> <p>Malzeme / Material : EPDM 01.02.21 - 01.03.21</p>	 <p>03.05.XX</p> <p>03.06.XX</p>		<p>03.06.21</p> <p>KÖŞE FİTİLİ (SOL) CORNER GASKET (LEFT)</p> <p>Malzeme / Material : EPDM 01.02.21 - 01.03.21</p>	01
	<p>03.05.22</p> <p>KÖŞE FİTİLİ (SAĞ) CORNER GASKET (RIGHT)</p> <p>Malzeme / Material : EPDM 01.02.22 - 01.03.22</p>			<p>03.06.22</p> <p>KÖŞE FİTİLİ (SOL) CORNER GASKET (LEFT)</p> <p>Malzeme / Material : EPDM 01.02.22 - 01.03.22</p>	02
	<p>03.05.23</p> <p>KÖŞE FİTİLİ (SAĞ) CORNER GASKET (RIGHT)</p> <p>Malzeme / Material : EPDM 01.02.23 - 01.03.23</p>			<p>03.06.23</p> <p>KÖŞE FİTİLİ (SOL) CORNER GASKET (LEFT)</p> <p>Malzeme / Material : EPDM 01.02.23 - 01.03.23</p>	03
	<p>03.05.24</p> <p>KÖŞE FİTİLİ (SAĞ) CORNER GASKET (RIGHT)</p> <p>Malzeme / Material : EPDM 01.02.24 - 01.03.24</p>			<p>03.06.24</p> <p>KÖŞE FİTİLİ (SOL) CORNER GASKET (LEFT)</p> <p>Malzeme / Material : EPDM 01.02.24 - 01.03.24</p>	04
	<p>03.05.25</p> <p>KÖŞE FİTİLİ (SAĞ) CORNER GASKET (RIGHT)</p> <p>Malzeme / Material : EPDM 01.02.25 - 01.03.25</p>			<p>03.06.25</p> <p>KÖŞE FİTİLİ (SOL) CORNER GASKET (LEFT)</p> <p>Malzeme / Material : EPDM 01.02.25 - 01.03.25</p>	05
	<p>03.05.26</p> <p>KÖŞE FİTİLİ (SAĞ) CORNER GASKET (RIGHT)</p> <p>Malzeme / Material : EPDM 01.02.26 - 01.03.26</p>			<p>03.06.26</p> <p>KÖŞE FİTİLİ (SOL) CORNER GASKET (LEFT)</p> <p>Malzeme / Material : EPDM 01.02.26 - 01.03.26</p>	06
	<p>03.05.27</p> <p>KÖŞE FİTİLİ (SAĞ) CORNER GASKET (RIGHT)</p> <p>Malzeme / Material : EPDM 01.02.27 - 01.03.27</p>			<p>03.06.27</p> <p>KÖŞE FİTİLİ (SOL) CORNER GASKET (LEFT)</p> <p>Malzeme / Material : EPDM 01.02.27 - 01.03.27</p>	

01	 <p>02.01.01 PVC PROFİL PVC PROFILE Malzeme / Material : PVC</p>		 <p>02.03.06 PVC PROFİL PVC PROFILE Malzeme / Material : PVC</p>	
02	 <p>02.01.02 PVC PROFİL PVC PROFILE Malzeme / Material : PVC</p>		 <p>02.03.10 PVC PROFİL PVC PROFILE Malzeme / Material : PVC</p>	
03	 <p>02.01.04 PVC PROFİL PVC PROFILE Malzeme / Material : PVC</p>		 <p>02.03.11 PVC PROFİL PVC PROFILE Malzeme / Material : PVC</p>	
04	 <p>02.01.05 PVC PROFİL PVC PROFILE Malzeme / Material : PVC</p>		 <p>03.01.01 SU TAHLİYE PARÇASI WATER DISCHARGE PART</p>	
05	 <p>02.01.07 PVC PROFİL PVC PROFILE Malzeme / Material : PVC</p>		 <p>04.10.17 PVC KAPAK PVC CAP R50 P 06 İÇİN FOR R50 P 06</p>	
06	 <p>02.01.08 PVC PROFİL PVC PROFILE Malzeme / Material : PVC</p>		 <p>04.10.21 PVC KAPAK PVC CAP R50 P 32 İÇİN FOR R50 P 32</p>	
	 <p>02.01.09 PVC PROFİL PVC PROFILE Malzeme / Material : PVC</p>		 <p>04.15.03 KASET SEVİYE TAKOZU VENT SUPPORT PART Malzeme / Material : PVC</p>	

	<p>04.15.04</p> <p>KASET SEVİYE TAKOZU VENT SUPPORT PART</p> <p>Malzeme / Material : PVC</p>	 <p>R50 V 26 R50 V 27 R50 V 28 R50 V 34</p>	 <p>ÖLÇEK/SCALE:1/2</p>	<p>04.10.38</p> <p>DİLATASYON PROFİL KAPAĞI DILATATION COVER PROFILE</p> <p>Malzeme / Material : PVC</p>	
	<p>11.01.01</p> <p>KASET YAN TAKOZLARI VENT SUPPORT PART</p> <p>Malzeme / Material : PVC</p>			<p>03.01.06</p> <p>TAHLİYE EK PARÇASI DISCHARGE FITTINGS</p> <p>Malzeme / Material : PVC</p>	
	<p>11.01.02</p> <p>KASET SABİTLEME PARÇASI VENT FIXING PART SOL / LEFT</p> <p>Malzeme / Material : Alüminyum Aluminium</p>				
	<p>11.01.04</p> <p>KASET SABİTLEME PARÇASI VENT FIXING PART SAĞ / RIGHT</p> <p>Malzeme / Material : Alüminyum Aluminium</p>				
	<p>11.01.03</p> <p>KASET BAĞLANTI PARÇASI VENT CONNECTION PART</p> <p>Malzeme / Material : Alüminyum Aluminium</p>				
	<p>11.02.14</p> <p>CAM TAKOZU GLASS SUPPORT</p> <p>Malzeme / Material : PVC</p>	 <p>R50 V 26 R50 V 28</p>			
	<p>11.02.15</p> <p>CAM TAKOZU GLASS SUPPORT</p> <p>Malzeme / Material : PVC</p>	 <p>R50 V 27</p>			

01

02

03


04

05

06

CEPHE MAKASLARI / ARMS FOR CURTAIN WALL

01



GIESSE CEPHE MAKASLARI
GIESSE ARMS FOR CURTAIN WALL

Malzeme / Material : Paslanmaz Çelik
Stainless Steel

EN 13126-6 : 2007

02

03

GIESSE DIŐA AÇILIM MAKAS GIESSE ARM FOR TOP HUNG	MAKAS BOYU ARM LENGHT		KANAT GENİŐLİĐİ SASH WIDTH (mm)	KANAT YÜKSEKLİĐİ SASH HEIGHT (mm)	KANAT AĐIRLIĐI SASH WEIGHT (Kg)	MAX.AÇMA DERECEŐİ MAX.OPENING ANGLE
	INCH	MM				
07.03.14	10"	261,5	1200	700	50 kg	35°
07.03.02	12"	317,5	1200	800	60 kg	30° / 35°
07.03.03	14"	353,5	1300	1000	69,5 kg	30° / 35°
07.03.13	16"	414,5	1400	1200	88,5 kg	25° / 30°
07.03.04	18"	458,5	1400	1400	102 kg	25° / 30°
07.03.12	20"	511,5	1500	1600	135 kg	20° / 25°
07.03.15	22"	556,5	1500	1700	137 kg	20° / 25°
07.03.16	24"	602,5	1500	1800	139 kg	20° / 25°
07.03.17	28"	707,5	1500	2000	155 kg	10° / 15° / 20°
07.03.18*	26"	690	*1700	*2500	*180 kg	*7°

04

05

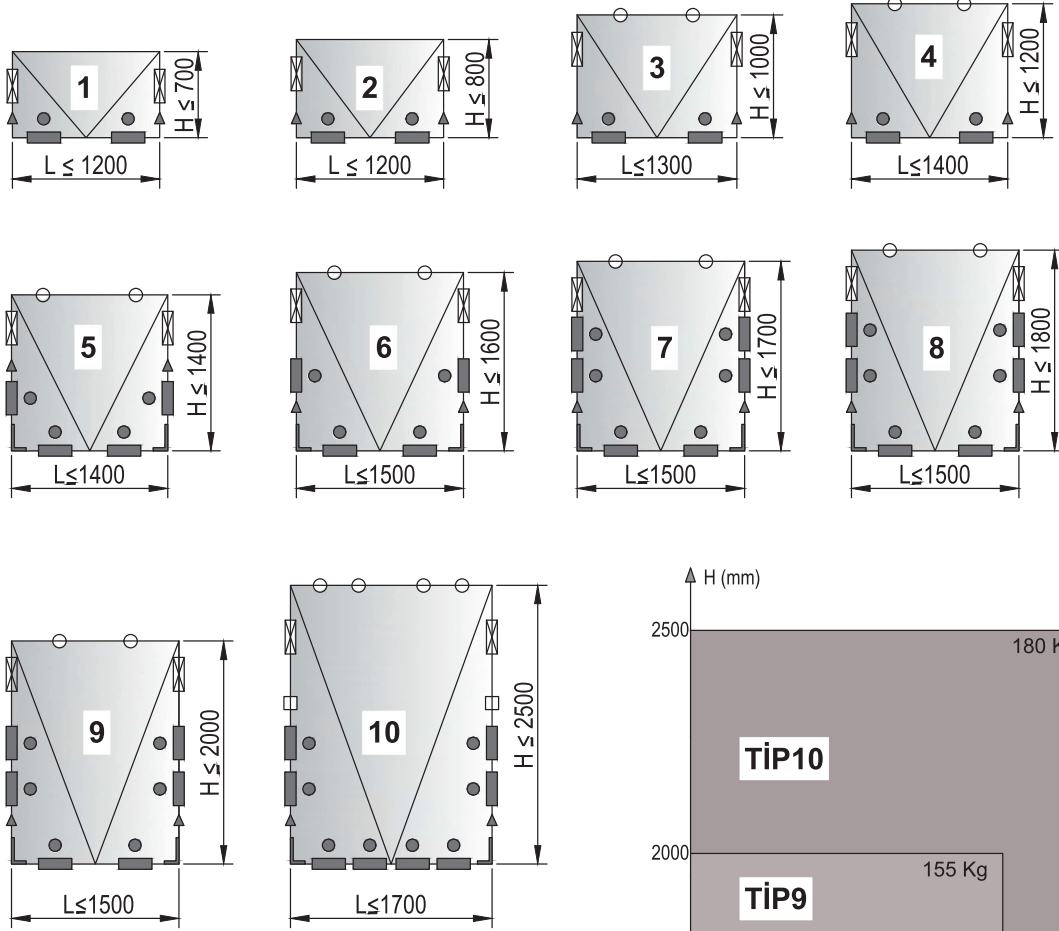
ÖZEL RÜZGAR YÜKÜ KOŐULLARI İÇİN SİPARİŐ ÖNCESİ BİLGİ ALINMALIDIR.
FOR SPECIAL WIND LOAD CONDITIONS TAKE ADDITIONAL INFORMATION BEFORE ORDERING.

*07.03.18 KODLU MAKAS İLAVE LİMİTLEME MAKASI İLE BİRLİKTE KULLANILMALIDIR.
07.03.18 ARM MUST BE USED WITH ADDITIONAL LASER ARM

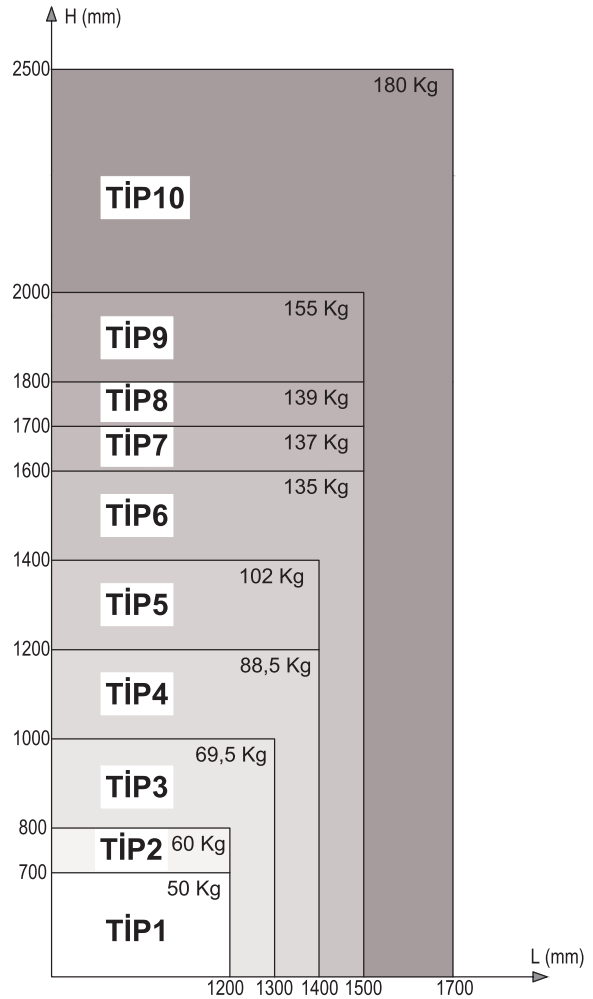
06

KİLİTLEME SETLERİ / LOCKING KITS

KANAT EBATLARINA GÖRE KİLİTLEME TİPLERİ
TYPES OF LOCKING KITS FOR TOP HUNG WINDOW



		07.03.xx
		07.09.09
		07.13.06
		11.01.01
		07.09.10
		07.21.02
		07.03.19



01

02

03

04

05

06

KİLİTLEME SETLERİ TABLOSU / LOCKING KITS TABLE

KİLİTLEME TİPLERİNE GÖRE AKSESUAR SEÇİM TABLOSU
ACCESSORIES SELECTION TABLE ACCORDING TO LOCKING TYPES

TİP TYPE	MAKAS (tk) ARM (tk)	07.05.27 CEPHE KOLU HANDLE	07.25.03 KOL BAĞLANTISI CONNECTION ROD	07.09.09 KARŞILIK STRIKER	07.13.06 PİM PAWL	11.01.01 KANAT YAN TAKOZU SUPPORT BLOCK	07.09.10 ÜST KİLİTLEME BURGLAR BOLT	07.21.02 KÖŞE DÖNME CORNER DRIVE	07.03.19 LİMİTLEME MAKASI LASER ARM
1	07.03.14	1	2	2	2	2			
2	07.03.02	1	2	2	2	2			
3	07.03.03	1	2	2	2	2	2		
4	07.03.13	1	2	2	2	2	2		
5	07.03.04	1	2	4	4	2	2	2	
6	07.03.12	1	2	4	4	2	2	2	
7	07.03.15	1	2	6	6	2	2	2	
8	07.03.16	1	2	6	6	2	2	2	
9	07.03.17	1	2	6	6	2	2	2	
10	07.03.18	1	2	8	8	2	4	2	2

***Giesse kol ve kilitleme aksesuarları 25 I 07 tij profili ile kullanılmalıdır.

Giesse handle and locking accessories should be used with 25 I 07 rod profile

PENCERE MOTORLARI / WINDOW MOTORS

01

02

03

04

05

06




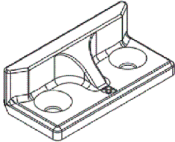



KOD CODE	AÇIKLAMA DESCRIPTION
07.28.05	GIESSE ZİNCİRLİ PENCERE MOTORU / GIESSE VARIA SLIM RADIO
07.28.07	GIESSE ZİNCİRLİ PENCERE MOTORU / GIESSE VARIA SLIM
07.28.08	GIESSE ZİNCİRLİ PENCERE MOTORU / GIESSE VARIA SLIM



KOD CODE	AÇIKLAMA DESCRIPTION
07.28.09	GIESSE UZAKTAN KUMANDA / GIESSE REMOTE CONTROL



GIESSE KANAT AÇILIM AKSESUARLARI / GIESSE OPENING ACCESSORIES FOR TOP - HUNG WINDOW

 <p>07.05.27 GIESSE CEPHE KOLU GIESSE HANDLE FOR CURTAIN WALL Renk / Colour : Siyah-Gri Black-Grey</p>	 <p>07.25.03 GIESSE KOL BAĞLANTI PARÇASI GIESSE CONNECTION ROD Malzeme / Material : Zamak</p> <p>07.05.27 Koli için / For Handle 07.05.27</p>
 <p>07.13.06 GIESSE AYARLI PİM GIESSE ADJUSTABLE LOCKING PAWL Malzeme / Material : Zamak / Zamak</p>	 <p>07.09.09 GIESSE PİM KARŞILIĞI GIESSE STRIKER Malzeme / Material : Zamak / Zamak</p>
 <p>07.09.10 GIESSE ÜST KİLİTLEME GIESSE BURGLAR BOLT Malzeme / Material : Zamak / Poliamid Zamak / Polyamide</p>	 <p>07.21.02 GIESSE KÖŞE DÖNME GIESSE CORNER DRIVE Malzeme / Material : Zamak / Zamak</p>
 <p>07.03.19 GIESSE LİMİTLEME MAKASI GIESSE LASER ARM</p>	

01

02

03

04

05

06

KANAT AÇILIM AKSESUARLARI / OPENING ACCESSORIES FOR TOP - HUNG WINDOW

01



07.05.23

RESCARA CEPHE KOLU
HANDLE FOR CURTAIN WALL

Renk / Colour : Beyaz-Gri-Ham
White-Grey-Pres




07.13.05

PİM
PIN

07.05.23 Kol için / For Handle 07.05.23

02



07.09.05

PİM KARŞILIĞI
LOCK PLATE

Malzeme / Material : Zamak



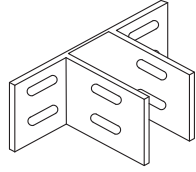
07.21.03

RESCARA KÖŞE DÖNME
RESCARA CORNER DRIVE

Malzeme / Material : Zamak / Zamak

03

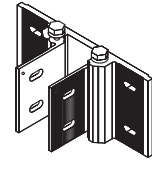
DİĞER / OTHERS



08.01.01

SABİT ANKRAJ + PUL
FIX ANCHORAGE - ROVE

Malzeme / Material : Alüminyum / Aluminium



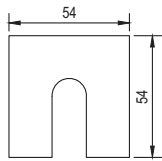
08.01.02

HAREKETLİ ANKRAJ + PUL
MOVE ANCHORAGE + ROVE

Malzeme / Material : Alüminyum / Aluminium



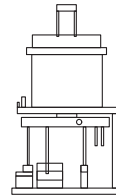
04



04.09.01

SABİT ANKRAJ İÇİ PLASTİĞİ
PVC FOR ANCHORAGE

Malzeme / Material : PVC



21.01.03

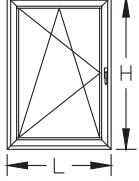
PUNCH MAKİNESİ
PUNCH MACHINE

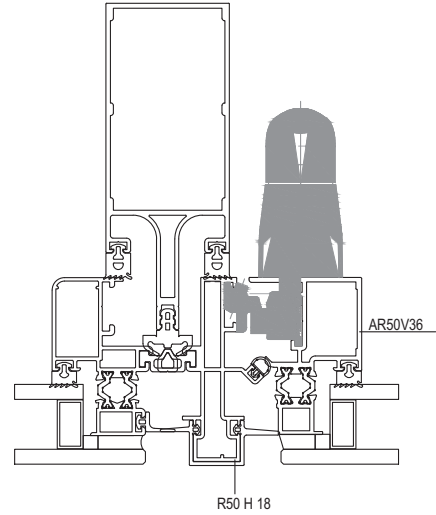
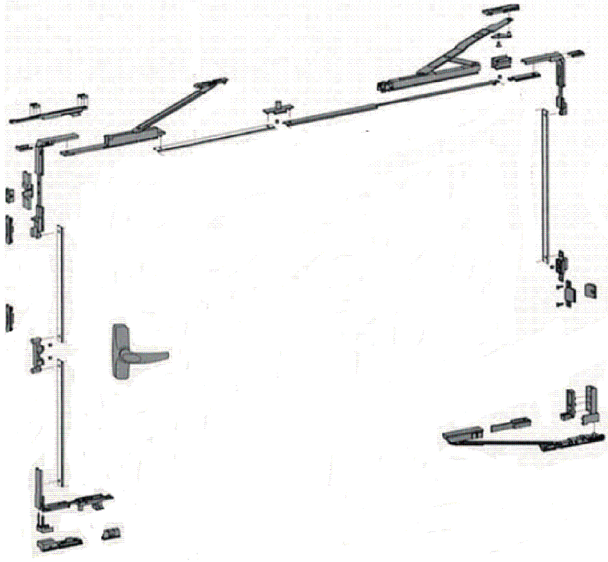
(PNÖMATİK)

05

06

ÇİFT EKSEN MEKANİZMASI / TILT&TURN MECHANISM

		SAVIO ÇİFT EKSEN MEKANİZMASI SAVIO TILT&TURN MECHANISM Malzeme / Material : Paslanmaz Çelik		
SAĞ RIGHT	SOL LEFT	KANAT GENİŞLİĞİ SASH WIDTH (mm)	KANAT YÜKSEKLİĞİ SASH HEIGHT (mm)	KANAT AĞIRLIĞI SASH WEIGHT (Kg)
07.34.01	07.34.02	500-1200	600-1400	100 kg
07.34.03	07.34.04	1201-1400	600-1400	100 kg
07.34.05	07.34.06	500-1200	1401-2400	100 kg
07.34.07	07.34.08	1201-1400	1401-2400	100 kg
07.34.09	07.34.10	1401-1700	1401-2400	100 kg



Ölçek/Scale: 1/3

*KOL, MENTEŞELER, MAKASLAR, KİLİTLEME PARÇALARI SETE DAHİLDİR.
KIT INCLUDES HANDLE, HINGES, FRICTION HINGES, LOCKING PARTS AND BOLT.