
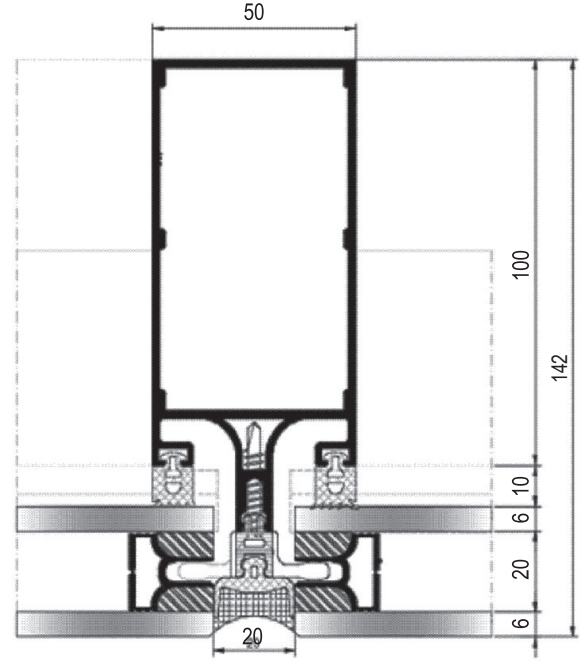



MİMARİ KATALOG ARCHITECTURAL CATALOGUE

Alüminyum Kapı Pencere ve Giydirme Cephe Sistemleri
Aluminium Window Doors and Facade Systems

093 E50





TEKNİK ÖZELLİKLERİ / TECHNICAL PROPERTIES

PROFİL GENİŞLİĞİ / PROFILE WIDTH	50 mm
DİKME DERİNLİKLERİ / MULLION DEPTHS	min. 44mm - max. 209,7mm
KAYIT DERİNLİKLERİ / TRANSOM DEPTHS	min. 60mm - max. 216,3mm
PROFİL ET KALINLIĞI / PROFILE WALL THICKNESS	1,8 / 2,4 / 2,5 / 2,7 / 3 mm
MAX. CAM KALINLIĞI / MAX. GLASS THICKNESS	36mm
ISI BARIYERLERİ / THERMAL INSULATION BAR	14,8mm

KULLANIM SEÇENEKLERİ / APPLICATION ALTERNATIVES

KAPAKLI CEPHE / FACADE WITH CAP	•
SİLİKON CEPHE / STRUCTURAL GLAZING	•
YARI KAPAKLI CEPHE / TWO SIDE	•
DIŞA AÇILIM GİZLİ KANAT / OUTWARD OPENING HIDDEN VENT	•



PERFORMANS DEĞERLERİ / PERFORMANCE VALUES

KAPAKLI CEPHE / FACADE WITH CAP

HAVA GEÇİRGENLİĞİ - EN 12152 (AIR PERMEABILITY)	1 (150 Pa)	2 (300 Pa)	3 (450 Pa)	4 (600 Pa)	
SU SIZDIRMAZLIĞI - EN 12154 (WATERTIGHTNESS)	R4 (150 Pa)	R5 (300 Pa)	R6 (450 Pa)	R7 (600 Pa)	RE... (600+ Pa)
RÜZGAR YÜKÜNE DAYANIM - EN 13830 (RESISTANCE TO WIND LOAD)	± 1320 Pa				
KAPAKLI SİSTEM UF DEĞERİ - EN 10077-2 (THERMAL INSULATION VALUE)					1,75 ~2,15 W/M²K
SİSTEM SES YALITIMI - TS EN ISO 717 - 1 (ACOUSTIC PERFORMANCE VALUE)					32,7 (-1,5: -3,7) Db



PERFORMANS DEĞERLERİ / PERFORMANCE VALUES

SİLİKON CEPHE / STRUCTURAL GLAZING

HAVA GEÇİRGENLİĞİ - EN 12152 (AIR PERMEABILITY)	1 (150 Pa)	2 (300 Pa)	3 (450 Pa)	4 (600 Pa)		
SU SIZDIRMAZLIĞI - EN 12154 (WATERTIGHTNESS)	R4 (150 Pa)	R5 (300 Pa)	R6 (450 Pa)	R7 (600 Pa)	RE... (600+ Pa)	RE900 (900 Pa)
RÜZGAR YÜKÜNE DAYANIM - EN 13830 (RESISTANCE TO WIND LOAD)	± 1320 Pa					
SİLİKONLU SİSTEM UF DEĞERİ- EN 10077-2 (THERMAL INSULATION VALUE)	 4,68 ~5,42 W/M²K					
SİSTEM SES YALITIMI - TS EN ISO 717 - 1 (ACOUSTIC PERFORMANCE VALUE)	 33,5 (-1,6: -4,1) Db					

PERFORMANS DEĞERLERİ / PERFORMANCE VALUES

YARI KAPAKLI CEPHE / TWO SIDE SYSTEM

HAVA GEÇİRGENLİĞİ - EN 12152 (AIR PERMEABILITY)	1 (150 Pa)	2 (300 Pa)	3 (450 Pa)	4 (600 Pa)		
SU SIZDIRMAZLIĞI - EN 12154 (WATERTIGHTNESS)	R4 (150 Pa)	R5 (300 Pa)	R6 (450 Pa)	R7 (600 Pa)	RE... (600+ Pa)	RE900 (900 Pa)
RÜZGAR YÜKÜNE DAYANIM - EN 13830 (RESISTANCE TO WIND LOAD)	± 1320 Pa					
YARI KAPAKLI SİSTEM UF DEĞERİ- EN 10077-2 (THERMAL INSULATION VALUE)	 1,75 ~5,42 W/M²K					
SİSTEM SES YALITIMI - TS EN ISO 717 - 1 (ACOUSTIC PERFORMANCE VALUE)	 33,8 (-1,9: -3,3) Db					

01

02

03

04


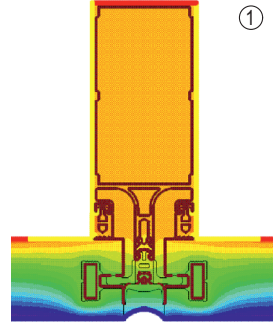
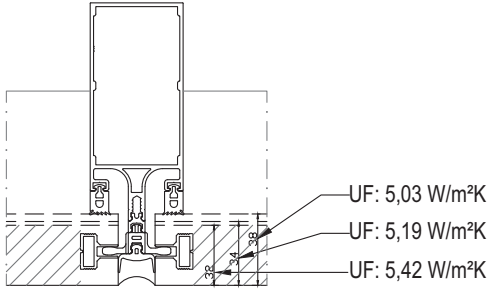
05

06

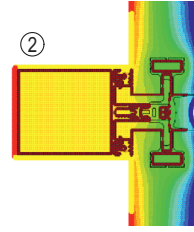
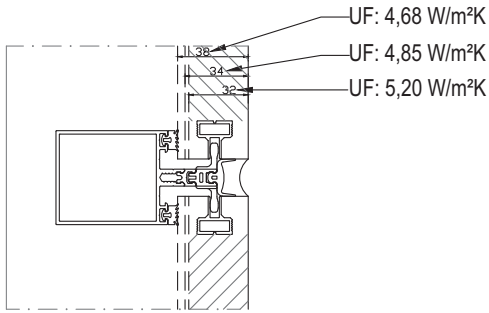
ISI YALITIM DEĞERLERİ (UF) / THERMAL INSULATION VALUE (UF):

SİLİKON CEPHE (STRUCTURAL GLAZING SYSTEM)

01



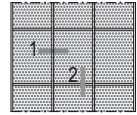
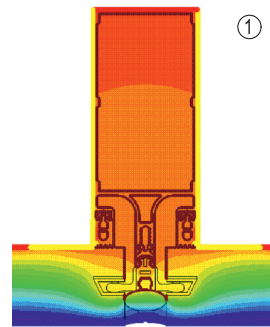
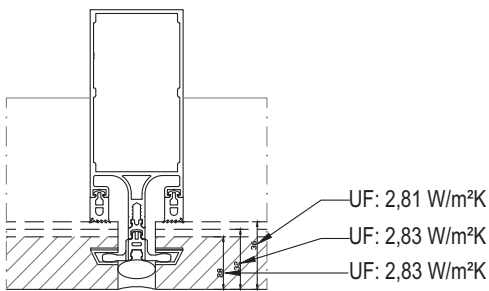
02



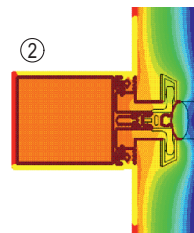
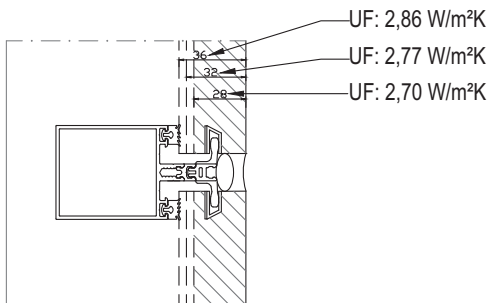
03

SİLİKON CEPHE (STRUCTURAL GLAZING SYSTEM)

04



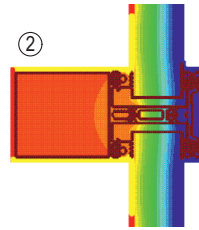
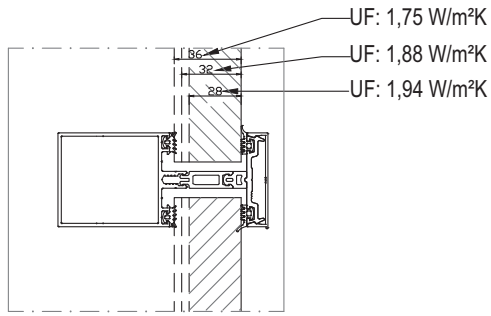
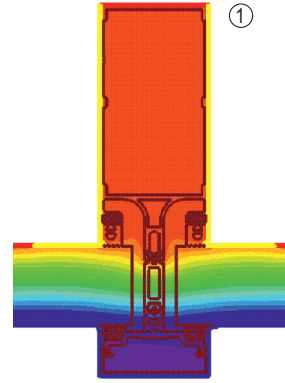
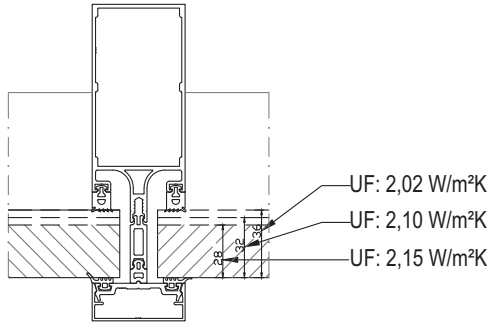
05



06

ISI YALITIM DEĞERLERİ (UF) / THERMAL INSULATION VALUE (UF):

KAPAKLI CEPHE (COVER CAP SYSTEM)



01

02

03

04

05

06

MİMARİ KATALOG

ARCHITECTURAL CATALOGUE

Alüminyum Kapı Pencere ve Giydirme Cephe Sistemleri
Aluminium Window Doors and Facade Systems

E50

PROFİLLER

PROFILES

01


02

03

04

05

06

KOD / CODE	AĞIRLIK (kg/m) / WEIGHT	Jxx cm ⁴	Jyy cm ⁴	Wx cm ³	Wy cm ³	L m	
E50 M 12	1,798	61,851	22,873	13,806	9,149	6	
E50 M 13	1,448	15,914	15,375	4,764	6,150	6	

01

02

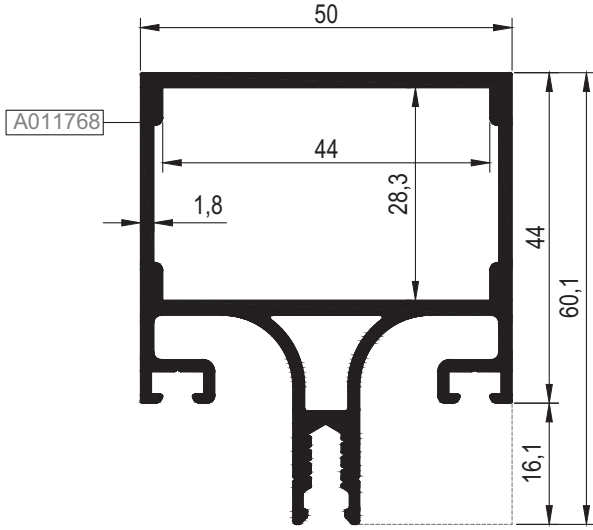
03

04

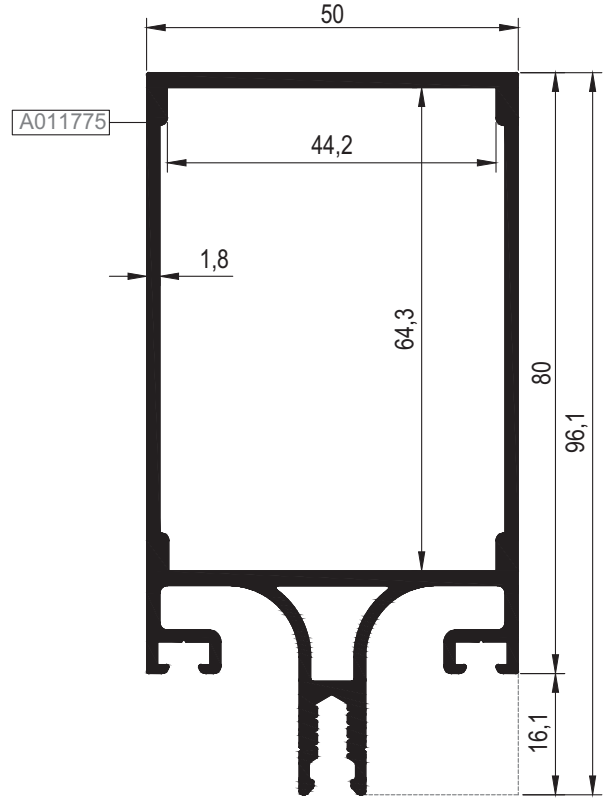
05

06

E50 M 13



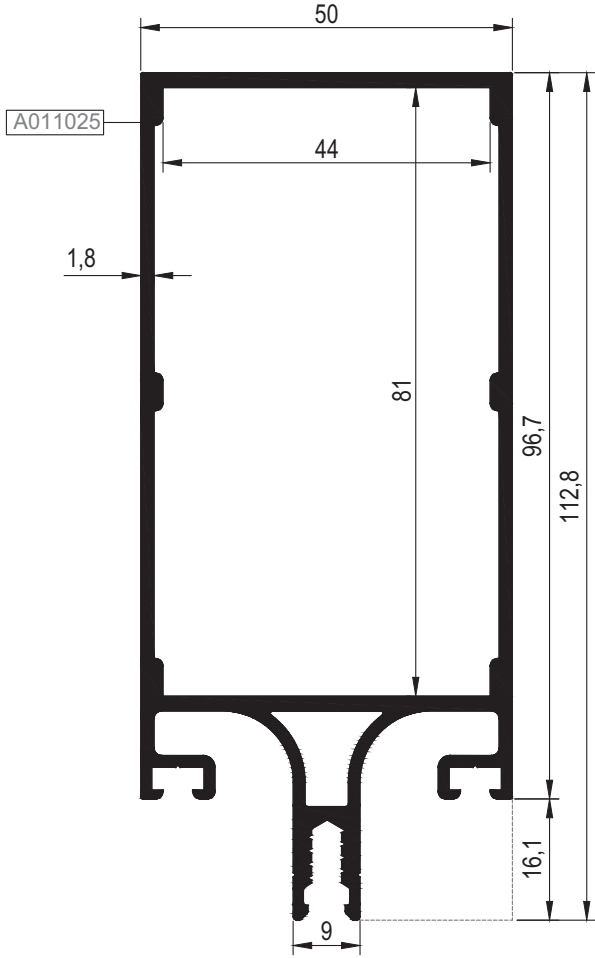
E50 M 12



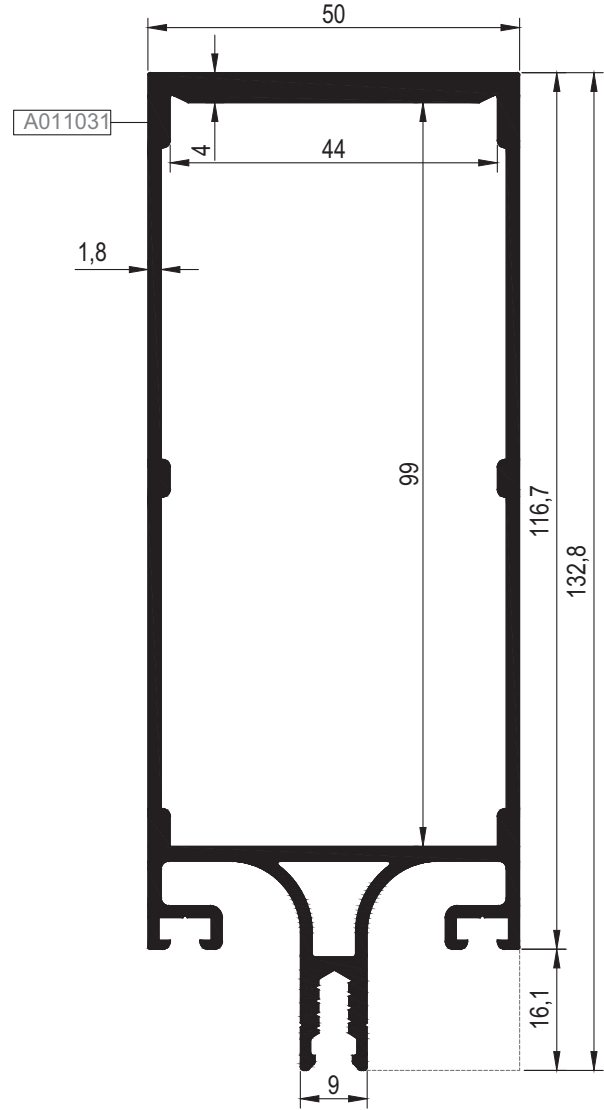
Nr	DÜŞEY BAĞLANTI PROFİLİ / MULLION CONNECTION PROFILE			KESİM ÖLÇÜSÜ CUTTING SIZE	DÜŞEY BAĞLANTI KAPAĞI MULLION CONNECTION CAP
	PROFİL KODU / PROFILE CODE	AKSESUAR KODU / ACCESSORY CODE			
E50 M 13	A011768	R50 C 22	06.02.28	21,8 mm	04.10.38
E50 M 12	A011775	R50 C 22	06.02.27	57,8 mm	04.10.38

KOD / CODE	AĞIRLIK (kg/m) / WEIGHT	Jxx cm ⁴	Jyy cm ⁴	Wx cm ³	Wy cm ³	L m	
E50 M 02	1,992	97,340	26,972	16,881	10,789	6	
E50 M 03	2,437	188,046	32,821	26,611	13,128	6	

E50 M 02



E50 M 03



01

02


03

04

05

06

Nr	DÜŞEY BAĞLANTI PROFİLİ / MULLION CONNECTION PROFILE			KESİM ÖLÇÜSÜ CUTTING SIZE	DÜŞEY BAĞLANTI KAPAĞI MULLION CONNECTION CAP
	PROFİL KODU / PROFILE CODE	AKSESUAR KODU / ACCESSORY CODE			
E50 M 02	A011025	R50 C 22	06.02.02	74,5 mm	04.10.38
E50 M 03	A011031	R50 C 22	06.02.03	92,5 mm	04.10.38

KOD / CODE	AĞIRLIK (kg/m) / WEIGHT	Jxx cm ⁴	Jyy cm ⁴	Wx cm ³	Wy cm ³	L m	
E50 M 09	2,025	105,048	27,680	18,559	11,072	6	
E50 M 10	2,220	163,067	31,844	24,933	12,737	6	

01

02

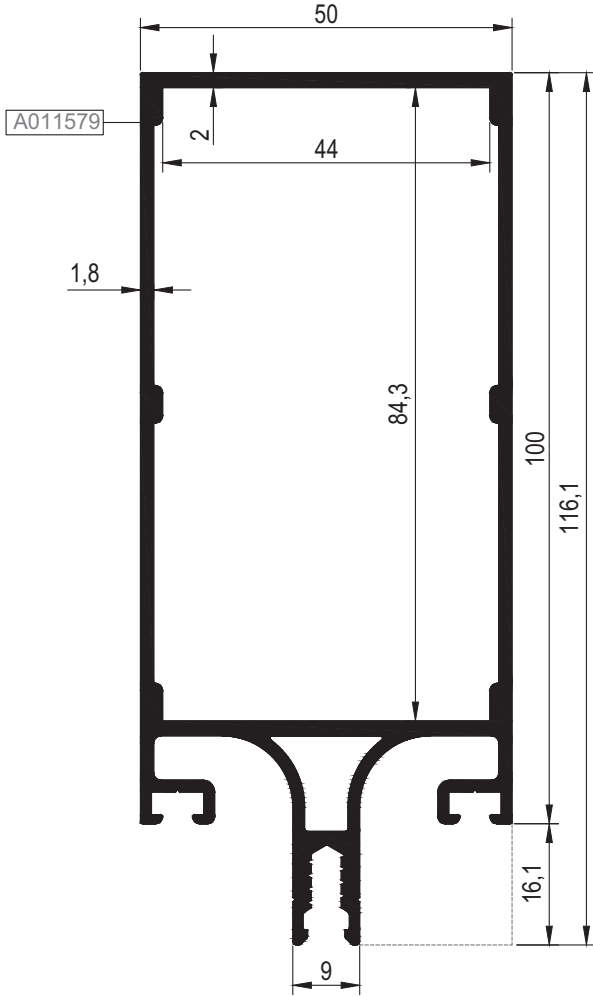
03

04

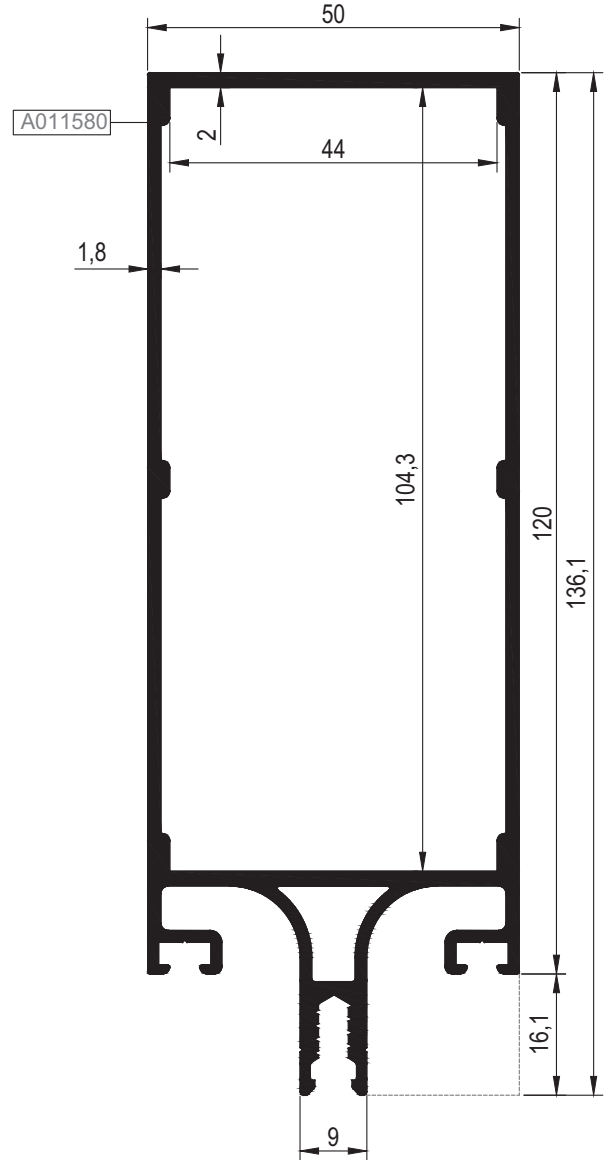
05



06


E50 M 09

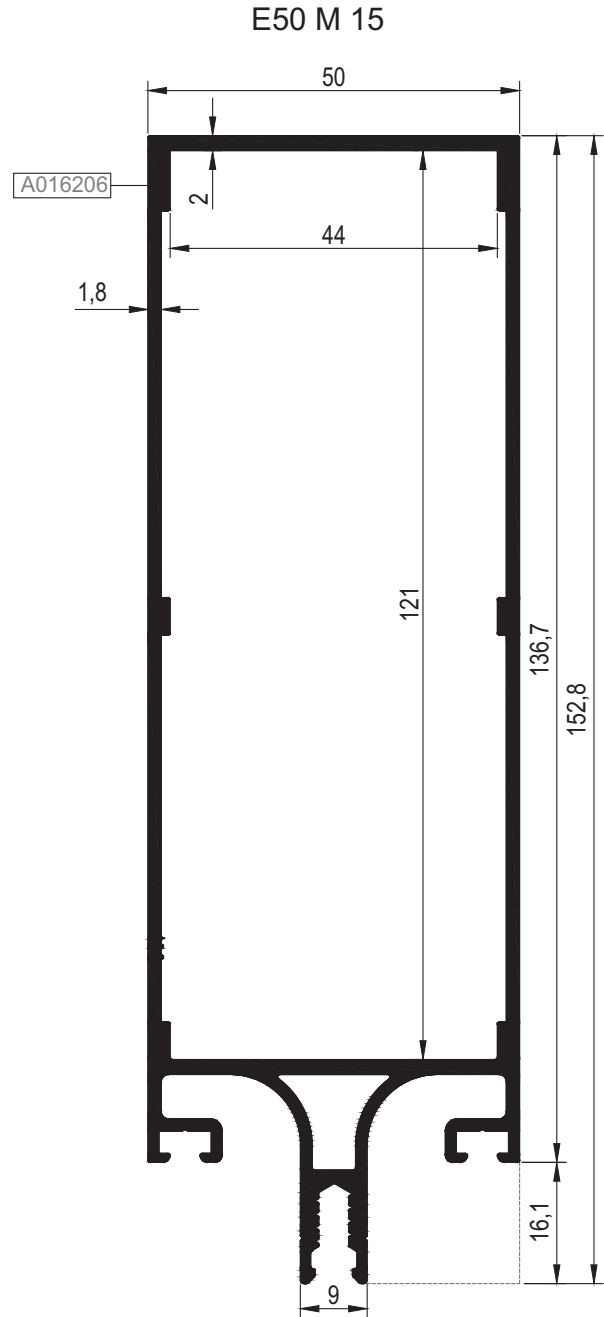



E50 M 10




Nr	DÜŞEY BAĞLANTI PROFİLİ / MULLION CONNECTION PROFILE			KESİM ÖLÇÜSÜ CUTTING SIZE	DÜŞEY BAĞLANTI KAPAĞI MULLION CONNECTION CAP
	PROFİL KODU / PROFILE CODE	AKSESUAR KODU / ACCESSORY CODE			
E50 M 09	A011579	R50 C 22	06.02.24	 77,8 mm	04.10.38
E50 M 10	A011580	R50 C 22	06.02.25	 97,8 mm	04.10.38

KOD / CODE	AĞIRLIK (kg/m) / WEIGHT	Jxx cm ⁴	Jyy cm ⁴	Wx cm ³	Wy cm ³	L m	
E50 M 04	3,139	306,014	45,218	36,561	18,087	6	
E50 M 15	2,405	227,102	35,802	30,897	14,325	6	



Nr	DÜŞEY BAĞLANTI PROFİLİ / MULLION CONNECTION PROFILE			KESİM ÖLÇÜSÜ CUTTING SIZE	DÜŞEY BAĞLANTI KAPAĞI MULLION CONNECTION CAP
	PROFİL KODU / PROFILE CODE	AKSESUAR KODU / ACCESSORY CODE			
E50 M 04	A011123	R50 C 22	06.02.04	111,5 mm	04.10.38
E50 M 15	A016206	R50 C 22	06.02.30	114,3 mm	04.10.38

KOD / CODE	AĞIRLIK (kg/m) / WEIGHT	Jxx cm ⁴	Jyy cm ⁴	Wx cm ³	Wy cm ³	L m	
E50 M 05	2,388	268,608	36,450	34,130	14,580	6	
E50 M 07	3,297	396,871	47,977	43,853	19,190	6	

01

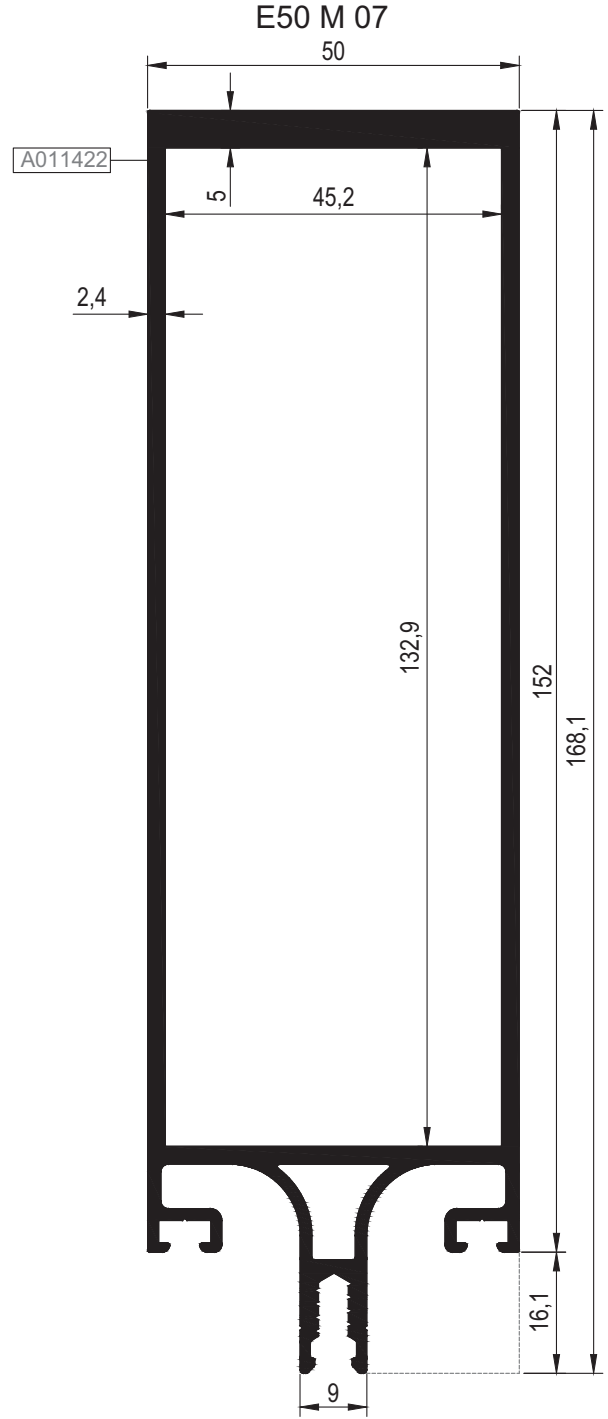
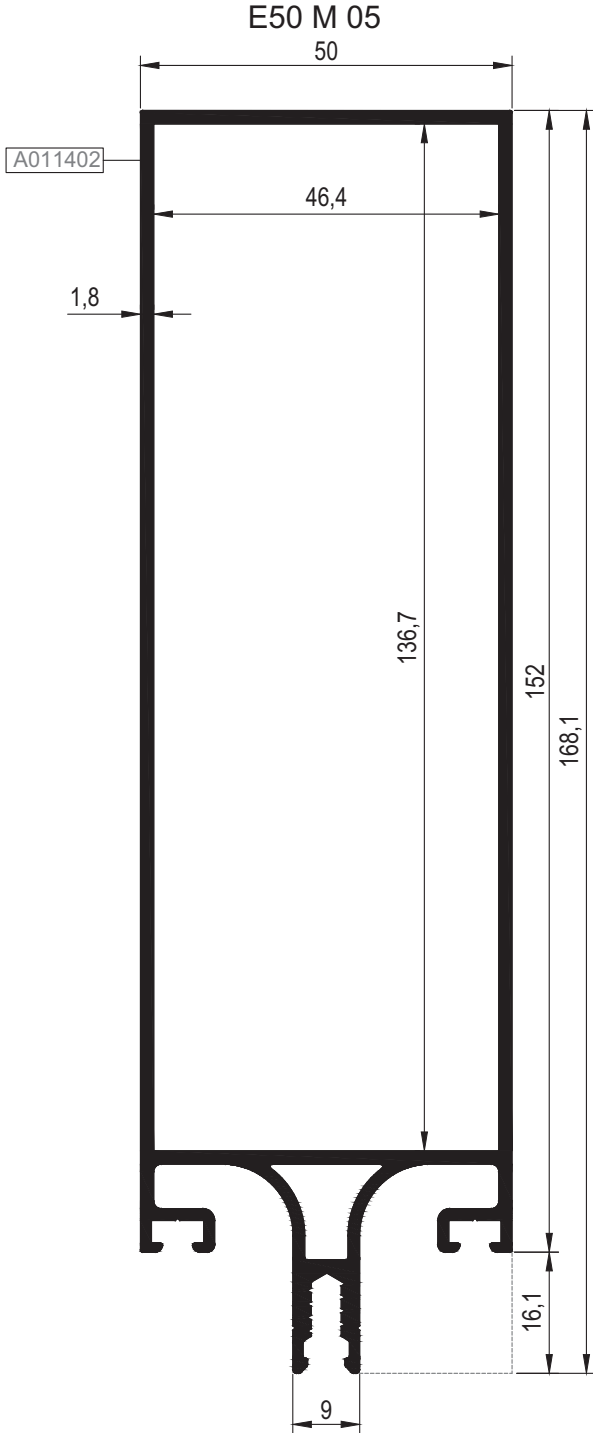
02

03


04

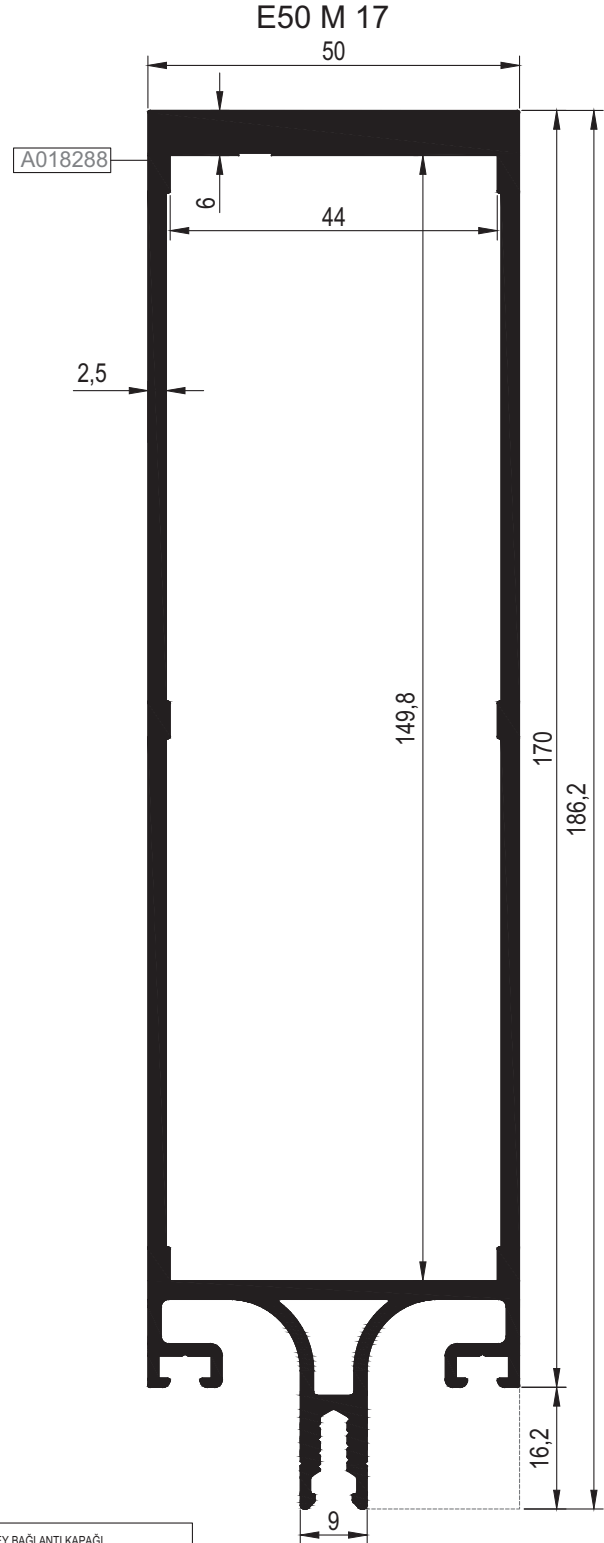
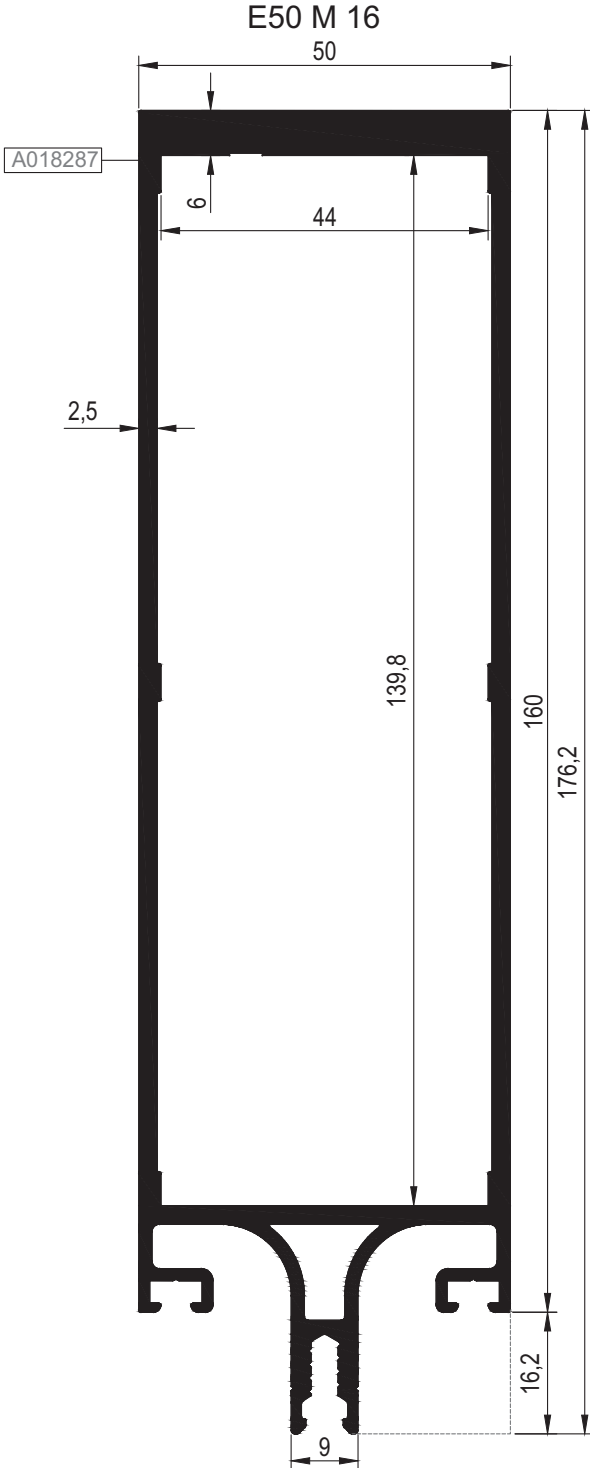
05




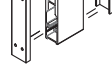
06



Nr	DÜŞEY BAĞLANTI PROFİLİ / MULLION CONNECTION PROFILE			KESİM ÖLÇÜSÜ CUTTING SIZE	DÜŞEY BAĞLANTI KAPAĞI MULLION CONNECTION CAP
	PROFİL KODU / PROFILE CODE	AKSESUAR KODU / ACCESSORY CODE			
E50 M 05	A011402	R50 C 22	06.02.22	130,0 mm	04.10.38
E50 M 07	A011422	R50 C 22	06.02.23	126,2 mm	04.10.38

KOD / CODE	AĞIRLIK (kg/m) / WEIGHT	Jxx cm ⁴	Jyy cm ⁴	Wx cm ³	Wy cm ³	L m	
E50 M 16	3,672	490,552	53,135	50,862	21,25	6	
E50 M 17	3,808	567,767	55,958	55,970	22,38	6	



Nr	DÜŞEY BAĞLANTI PROFİLİ / MULLION CONNECTION PROFILE		KESİM ÖLÇÜSÜ CUTTING SIZE	DÜŞEY BAĞLANTI KAPAĞI MULLION CONNECTION CAP
	PROFİL KODU / PROFILE CODE	AKSESUAR KODU / ACCESSORY CODE		
E50 M 16	A018287	R50 C 22 06.02.33	 133,0 mm	04.10.38 
E50 M 17	A018288	R50 C 22 06.02.34	 143,0 mm	04.10.38 

01

02

03

04

05

06

KOD / CODE	AĞIRLIK (kg/m) / WEIGHT	Jxx cm4	Jyy cm4	Wx cm3	Wy cm3	L m	
E50 M 06	4,361	665,914	64,750	60,781	25,900	6	

01

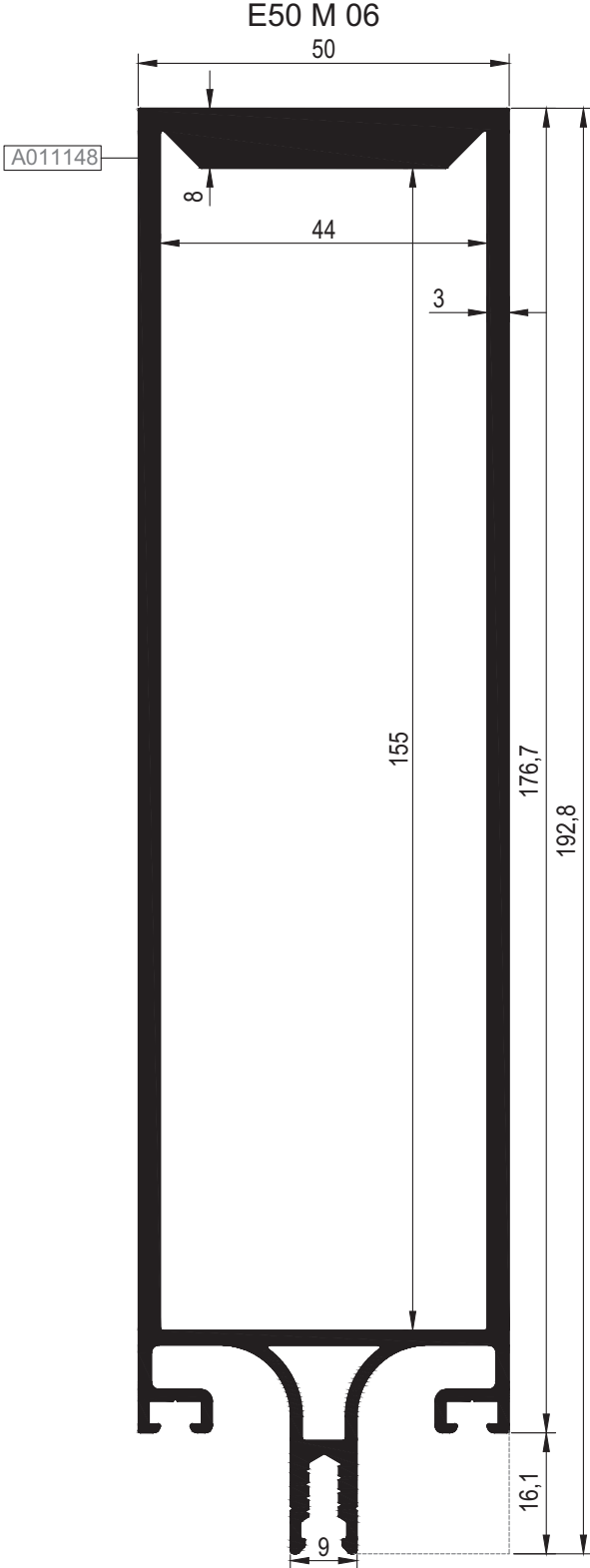
02

03

04

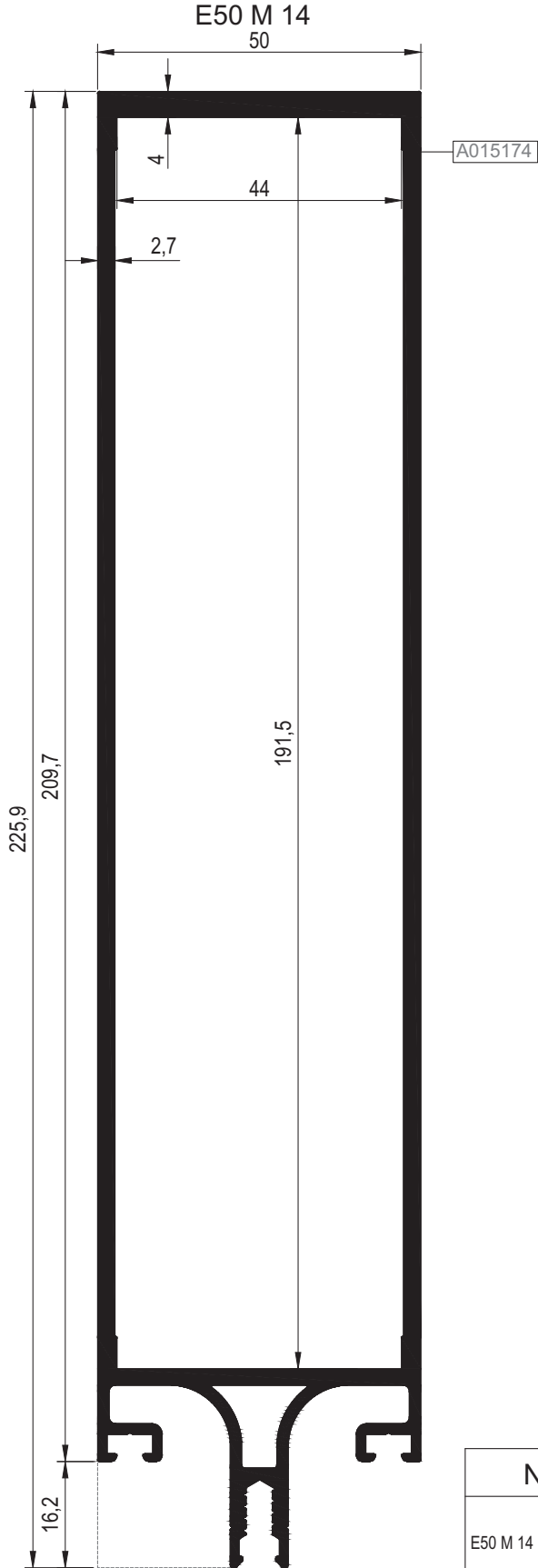
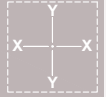
05

06



Nr	DÜŞEY BAĞLANTI PROFİLİ / MULLION CONNECTION PROFILE		KESİM ÖLÇÜSÜ CUTTING SIZE	DÜŞEY BAĞLANTI KAPAĞI MULLION CONNECTION CAP
	PROFİL KODU / PROFILE CODE	AKSESUAR KODU / ACCESSORY CODE		
E50 M 06	A011148	R50 C 22	148,3 mm	04.10.38

KOD / CODE	AĞIRLIK (kg/m) / WEIGHT	Jxx cm ⁴	Jyy cm ⁴	Wx cm ³	Wy cm ³	L m	
E50 M 14	4,279	868,971	69,075	74,833	27,630	6	



01

02


03

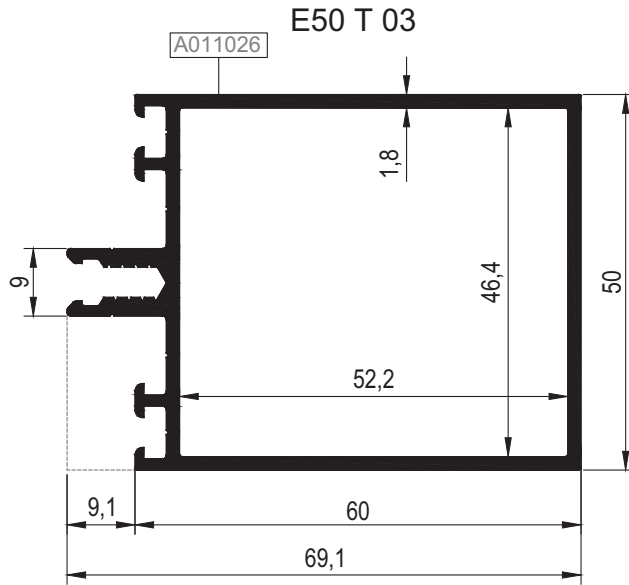
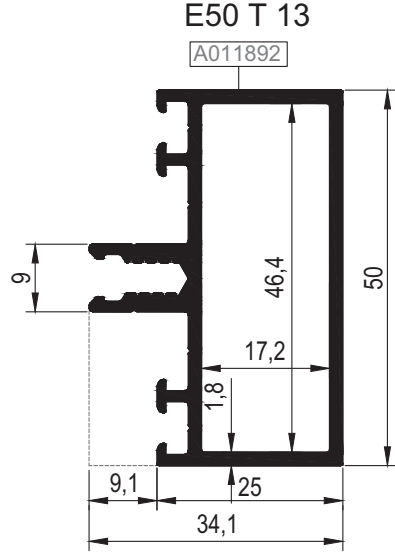
04

05

06

Nr	DÜŞEY BAĞLANTI PROFİLİ / MULLION CONNECTION PROFILE		KESİM ÖLÇÜSÜ CUTTING SIZE	DÜŞEY BAĞLANTI KAPAĞI MULLION CONNECTION CAP
	PROFİL KODU / PROFILE CODE	AKSESUAR KODU / ACCESSORY CODE		
E50 M 14	A015174	R50 C 22	06.02.29	184,8 mm
				04.10.38

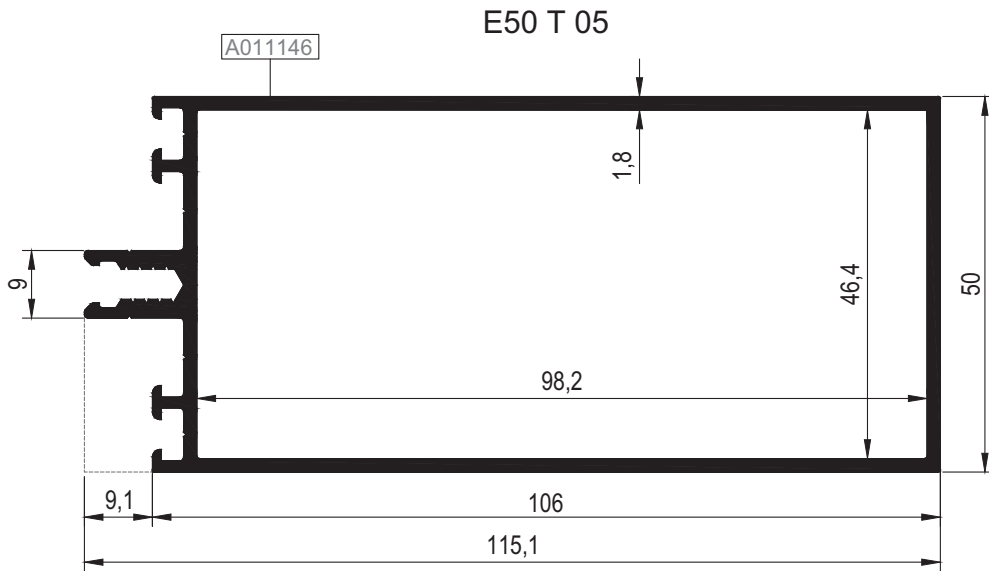
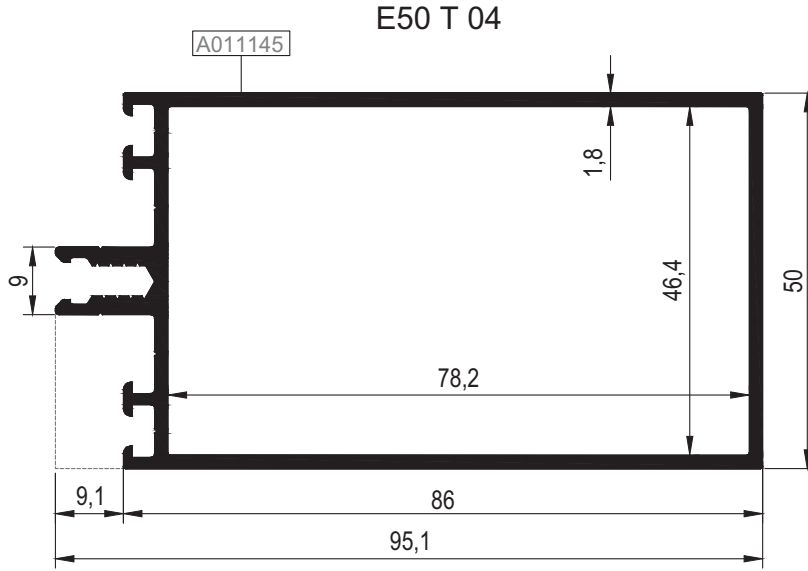
KOD / CODE	AĞIRLIK (kg/m) / WEIGHT	Jxx cm ⁴	Jyy cm ⁴	Wx cm ³	Wy cm ³	L m	
E50 T 13	0,909	3,410	8,791	1,174	3,516	6	
E50 T 03	1,252	25,387	16,117	7,327	6,447	6	



Nr	DÜŞEY BAĞLANTI PROFİLİ / MULLION CONNECTION PROFILE		KESİM ÖLÇÜSÜ / CUTTING SIZE
	PROFİL KODU / PROFILE CODE	AKSESUAR KODU / ACCESSORY CODE	
E50 T 13	R50 C 06	05.02.18	16,7 mm
	TPV	04.22.12	19,0 mm
E50 T 03	R50 C 06	05.02.03	51,9 mm
	TPV	04.22.03	54,0 mm

Nr	DÜŞEY BAĞLANTI PROFİLİ / MULLION CONNECTION PROFILE		KESİM ÖLÇÜSÜ / CUTTING SIZE
	PROFİL KODU / PROFILE CODE	AKSESUAR KODU / ACCESSORY CODE	
E50 T 03	R50 C 12	05.03.03	50,9 mm
	R50 C 11	05.03.13	51,9 mm
	TPV	04.23.T03	55,0 mm

KOD / CODE	AĞIRLIK (kg/m) / WEIGHT	Jxx cm ⁴	Jyy cm ⁴	Wx cm ³	Wy cm ³	L m	
E50 T 04	1,505	59,374	21,556	12,224	8,622	6	
E50 T 05	1,700	98,056	25,740	16,567	10,296	6	




Nr	DÜŞEY BAĞLANTI PROFİLİ		MULLION CONNECTION PROFILE		KESİM ÖLÇÜSÜ CUTTING SIZE
	PROFİL KODU / PROFILE CODE		AKSESUAR KODU / ACCESSORY CODE		
E50 T 04	R50 C 06		05.02.04		77,8 mm
	TPV		04.22.04		80,0 mm
E50 T 05	R50 C 06		05.02.05		97,8 mm
	TPV		04.22.05		100,0 mm


Nr	DÜŞEY BAĞLANTI PROFİLİ		MULLION CONNECTION PROFILE		KESİM ÖLÇÜSÜ CUTTING SIZE
	PROFİL KODU / PROFILE CODE		AKSESUAR KODU / ACCESSORY CODE		
E50 T 04	R50 C 12		05.03.04		76,9 mm
	R50 C 11		05.03.14		77,8 mm
	TPV		04.23.T04		81,0 mm
E50 T 05	R50 C 12		05.03.05		96,9 mm
	R50 C 11		05.03.15		97,8 mm
	TPV		04.23.T05		101,0 mm

KOD / CODE	AĞIRLIK (kg/m) / WEIGHT	Jxx cm ⁴	Jyy cm ⁴	Wx cm ³	Wy cm ³	L m	
E50 T 09	2,068	206,142	33,626	27,894	13,450	6	
E50 T 10	2,217	264,919	36,827	32,585	14,730	6	

E50 T 09




E50 T 10



Nr	DÜŞEY BAĞLANTI PROFİLİ		MULLION CONNECTION PROFILE		KESİM ÖLÇÜSÜ CUTTING SIZE
	PROFİL KODU / PROFILE CODE		AKSESUAR KODU / ACCESSORY CODE		
E50 T 09	A011589	R50 C 06	05.02.11		135,5 mm
		TPV	04.22.08		137,5 mm
E50 T 10	A011714	R50 C 06	05.02.14		150,8 mm
		TPV	04.22.07		153,0 mm

Nr	DÜŞEY BAĞLANTI PROFİLİ		MULLION CONNECTION PROFILE		KESİM ÖLÇÜSÜ CUTTING SIZE
	PROFİL KODU / PROFILE CODE		AKSESUAR KODU / ACCESSORY CODE		
E50 T 09	A011589	R50 C 12	05.03.09		134,6 mm
		R50 C 11	05.03.18		135,5 mm
		TPV	04.23.T09		137,7 mm

KOD / CODE	AĞIRLIK (kg/m) / WEIGHT	Jxx cm ⁴	Jyy cm ⁴	Wx cm ³	Wy cm ³	L m	
E50 T 16	2,988	371,426	50,586	41,456	20,10	6	
E50 T 17	3,124	430,837	53,409	45,670	21,36	6	

01

02


03

04


05









06













E50 T 16



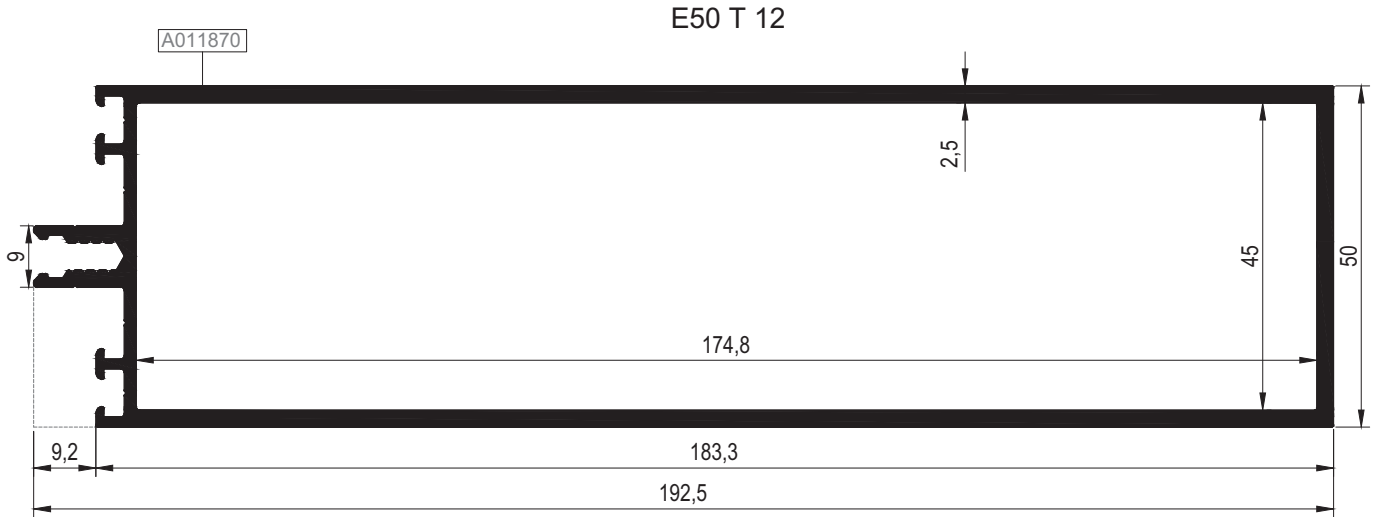
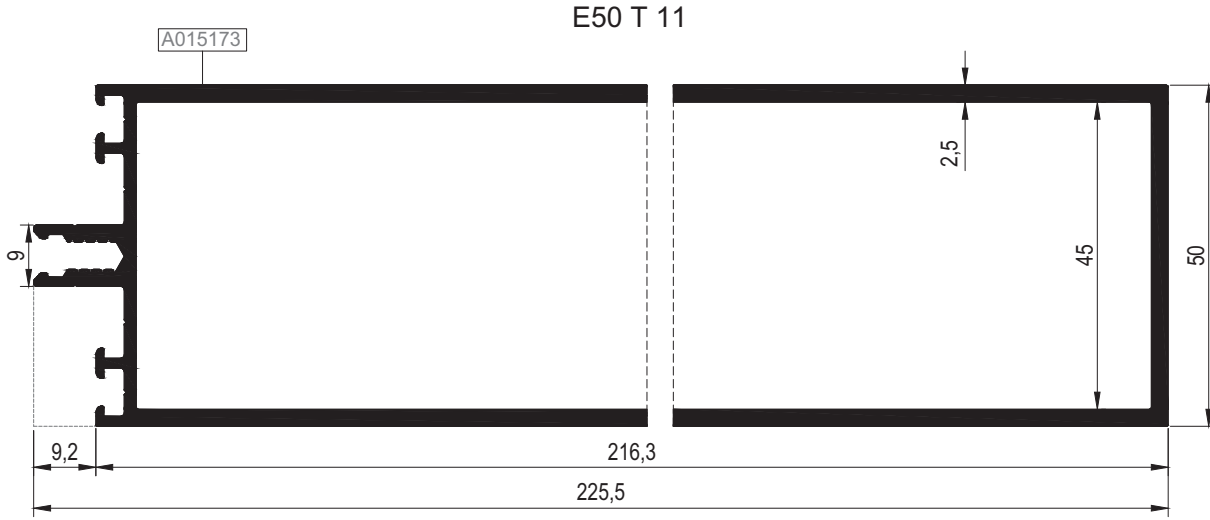
E50 T 17



Nr	DÜŞEY BAĞLANTI PROFİLİ		MULLION CONNECTION PROFILE		KESİM ÖLÇÜSÜ CUTTING SIZE	
	PROFİL KODU / PROFILE CODE		AKSESUAR KODU / ACCESSORY CODE			
E50 T 16	A018289	R50 C 23		05.02.19		157,8 mm
		TPV		04.22.16		160,7 mm
E50 T 17	A018290	R50 C 23		05.02.20		167,8 mm
		TPV		04.22.17		170,7 mm

Nr	DÜŞEY BAĞLANTI PROFİLİ		MULLION CONNECTION PROFILE		KESİM ÖLÇÜSÜ CUTTING SIZE	
	PROFİL KODU / PROFILE CODE		AKSESUAR KODU / ACCESSORY CODE			
E50 T 16	A018289	R50 C 12		05.03.30		157,8 mm
		R50 C 21		05.09.03		157,8 mm
		TPV		04.23.T16		160,7 mm
E50 T 17	A018290	R50 C 12		05.03.31		167,8 mm
		R50 C 21		05.09.04		167,8 mm
		TPV		04.23.T17		170,7 mm

KOD / CODE	AĞIRLIK (kg/m) / WEIGHT	Jxx cm ⁴	Jyy cm ⁴	Wx cm ³	Wy cm ³	L m	
E50 T 11	3,652	721,537	64,581	63,180	25,830	6	
E50 T 12	3,205	470,651	55,268	48,113	22,108	6	



Nr	DÜŞEY BAĞLANTI PROFİLİ		MULLION CONNECTION PROFILE		KESİM ÖLÇÜSÜ CUTTING SIZE
	PROFİL KODU / PROFILE CODE		AKSESUAR KODU / ACCESSORY CODE		
E50 T 11	R50 C 23		05.02.16		207,4 mm
	TPV		04.22.11		210,3 mm
E50 T 12	R50 C 23		05.02.17		174,4 mm
	TPV		04.22.10		177,3 mm

Nr	DÜŞEY BAĞLANTI PROFİLİ		MULLION CONNECTION PROFILE		KESİM ÖLÇÜSÜ CUTTING SIZE
	PROFİL KODU / PROFILE CODE		AKSESUAR KODU / ACCESSORY CODE		
E50 T 11	R50 C 12		05.03.07		207,2 mm
	R50 C 21		05.09.01		207,4 mm
	TPV		04.23.T11		210,3 mm
E50 T 12	R50 C 12		05.03.08		174,2 mm
	R50 C 21		05.09.02		174,4 mm
	TPV		04.23.T12		177,3 mm

KOD / CODE	AĞIRLIK (kg/m) / WEIGHT	Jxx cm ⁴	Jyy cm ⁴	Wx cm ³	Wy cm ³	L m	
AT64F13	1,921	23,545	24,086	----	----	6	

01

02

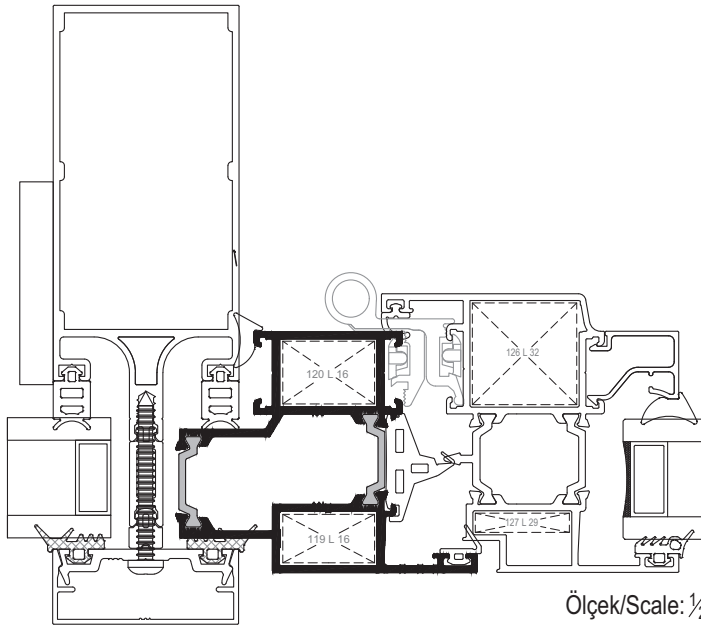
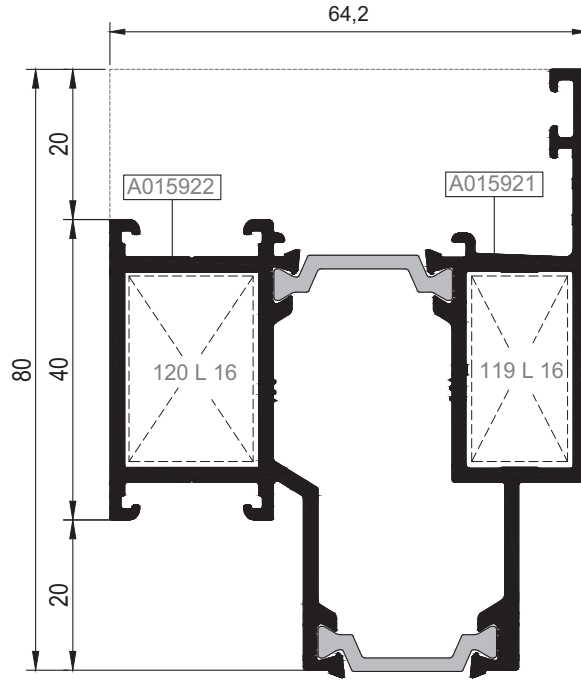
03

04


05

06

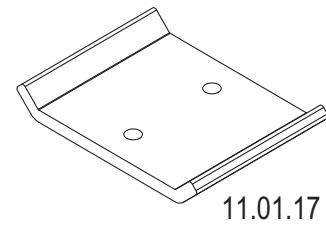
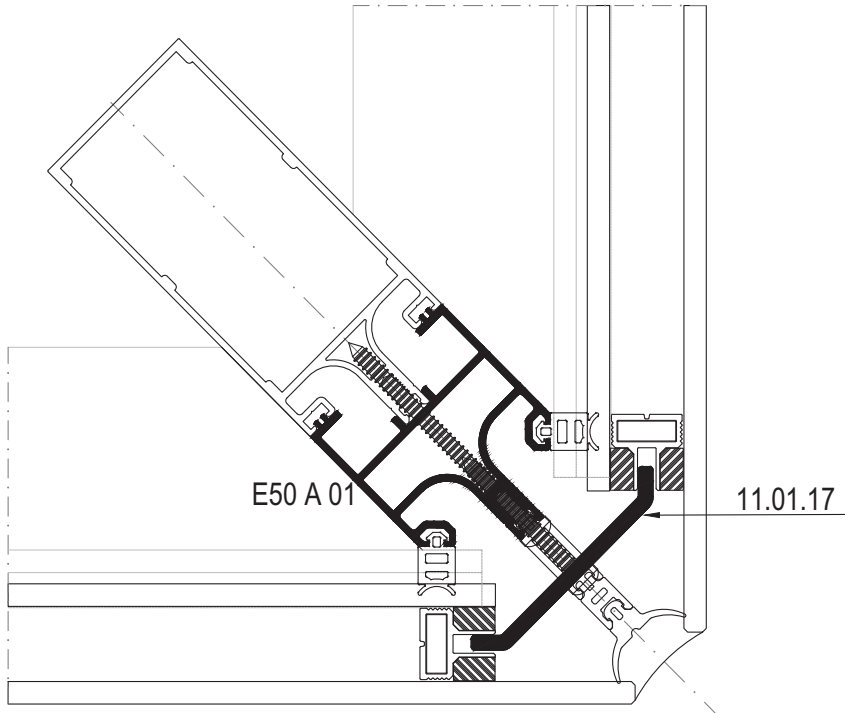
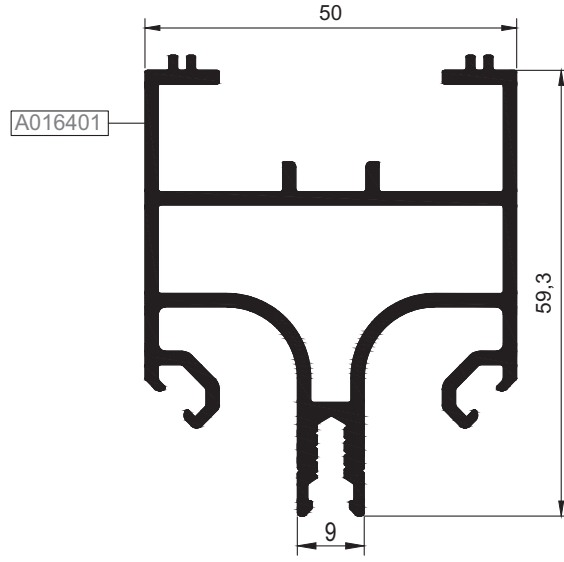
AT64F13



Nr		L m	KESİM ÖLÇÜSÜ CUTTING SIZE	AKS. KODU ACS. CODE
AT64F13	A015922	25 L 16 (A002061)	17,7 mm	120 L 16
	A015921	25 L 16 (A002061)	13,9 mm	119 L 16

KOD / CODE	AĞIRLIK (kg/m) / WEIGHT	Jxx cm ⁴	Jyy cm ⁴	Wx cm ³	Wy cm ³	L m	
E50 A 01	1,430	12,989	15,454	-----	-----	6	

E50 A 01



Ölçek/Scale: 1/2

01

02

03

04

05

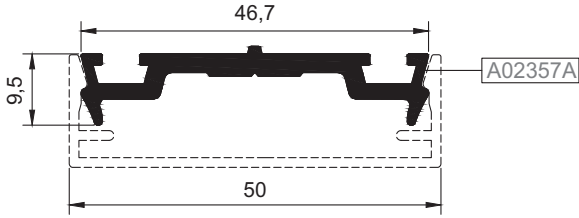
06

KOD / CODE	AĞIRLIK (kg/m) / WEIGHT	L m	KOD / CODE	AĞIRLIK (kg/m) / WEIGHT	L m
R50 P 01	0,428	6	R50 P 20	0,248	6
R50 P 02	0,335	6	R50 P 27	0,707	6
R50 P 03	0,360	6	R50 P 29	0,424	6
R50 P 15	0,323	6	R50 P 19	0,419	6
R50 P 16	0,268	6	R50 C 08	0,187	6

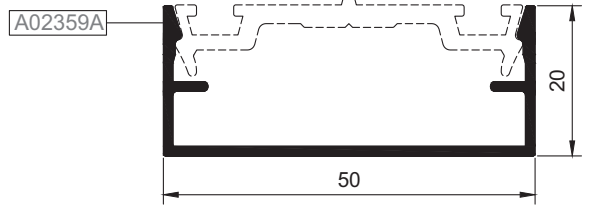


01

R50 P 01

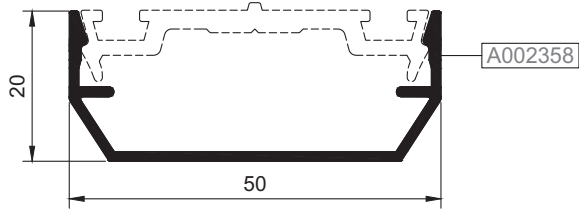


R50 P 03

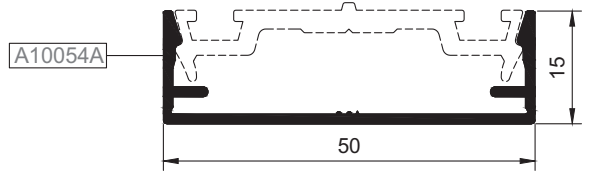


02

R50 P 02

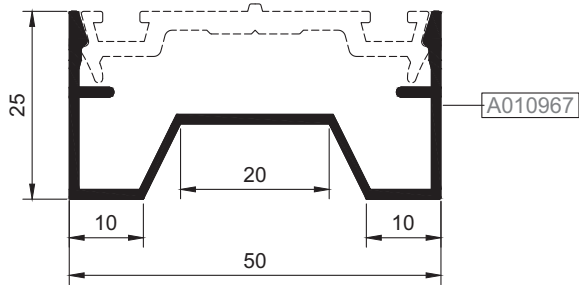


R50 P 15

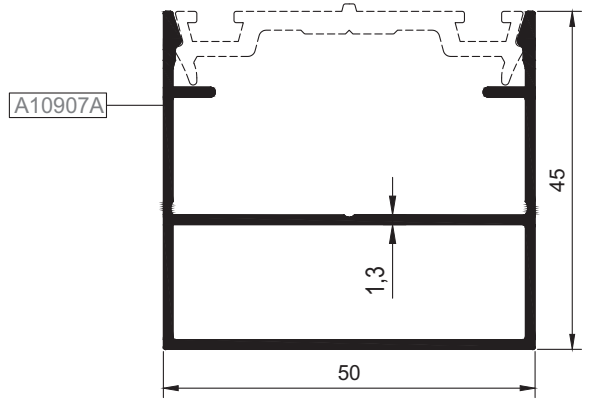


03

R50 P 29



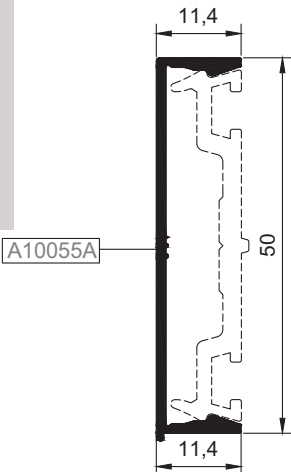
R50 P 27



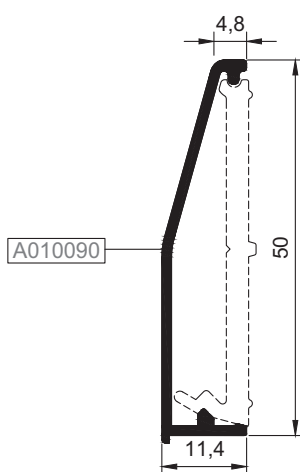
04

05

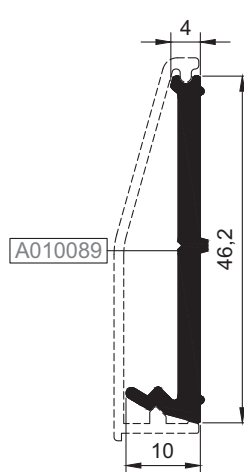
R50 P 16



R50 P 20

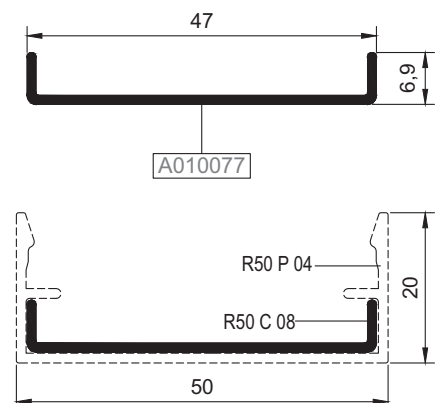


R50 P 19



06

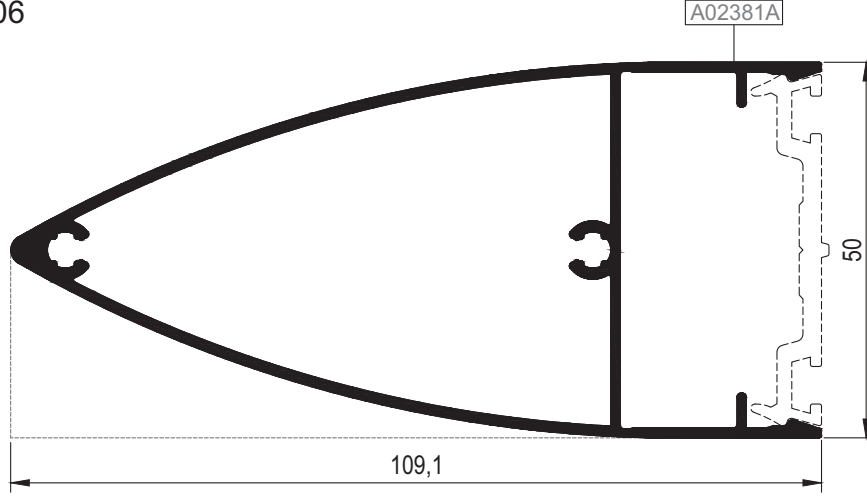
R50 C 08



KOD / CODE	AĞIRLIK (kg/m) / WEIGHT	L m	KOD / CODE	AĞIRLIK (kg/m) / WEIGHT	L m
R50 P 06	1,179	6			
R50 P 32	0,850	6			
R50 P 38	1,365	6			



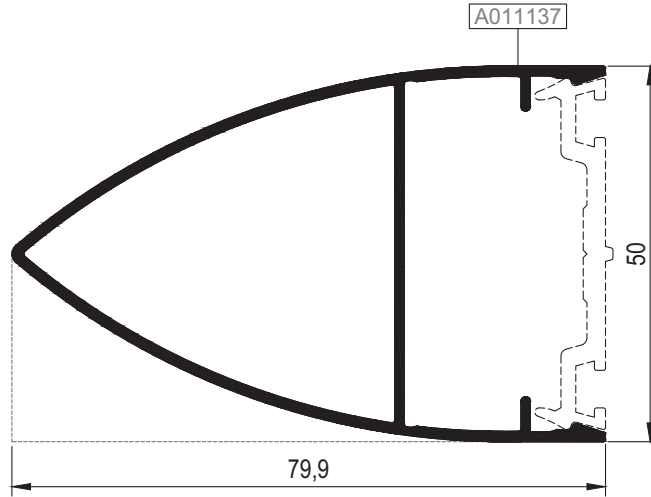
R50 P 06



01

02

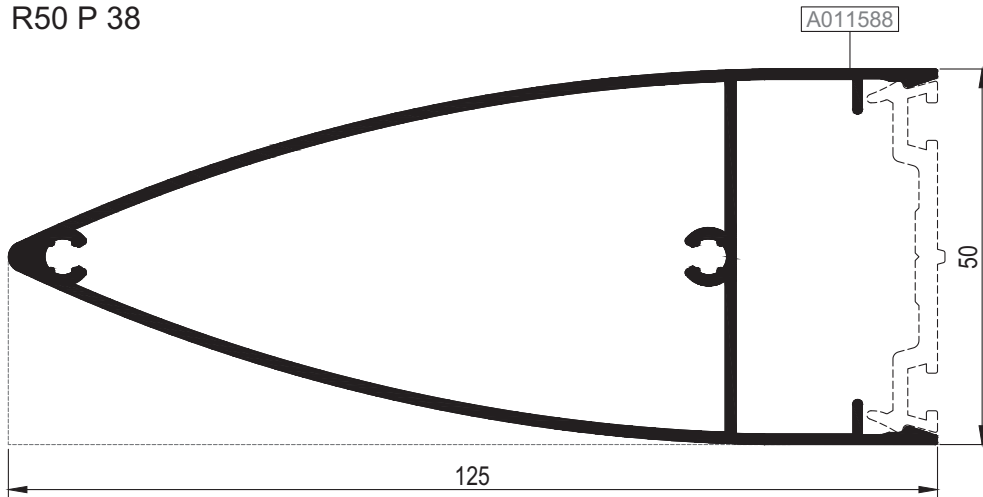
R50 P 32



03

04

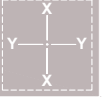
R50 P 38



05

06

KOD / CODE	AĞIRLIK (kg/m) / WEIGHT	L m	KOD / CODE	AĞIRLIK (kg/m) / WEIGHT	L m
R50 P 34	0,686	6			
R50 P 25	3,125	6			



01

02

03

04

05

06

R50 P 25

A004827

R50 P 34

51,5

223,9

R50 P 34

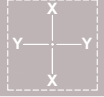
A011284

46,7

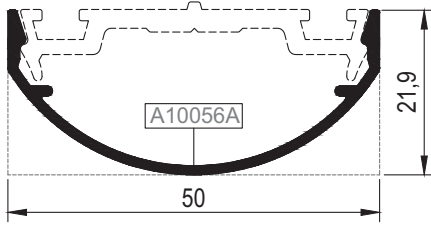
31

2

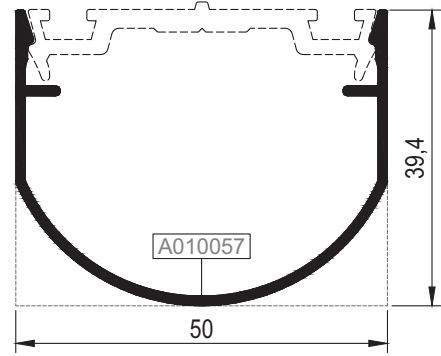
KOD / CODE	AĞIRLIK (kg/m) / WEIGHT	L m	KOD / CODE	AĞIRLIK (kg/m) / WEIGHT	L m
R50 P 31	1,212	6			
R50 P 17	0,286	6			
R50 P 18	0,428	6			



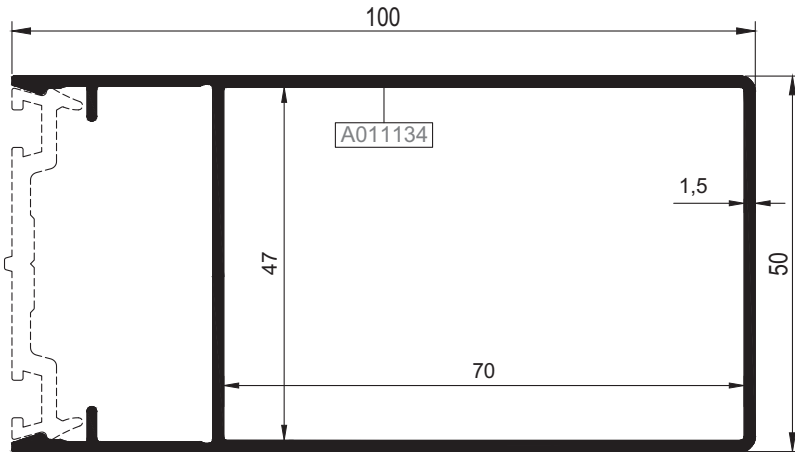
R50 P 17



R50 P 18



R50 P 31



01

02

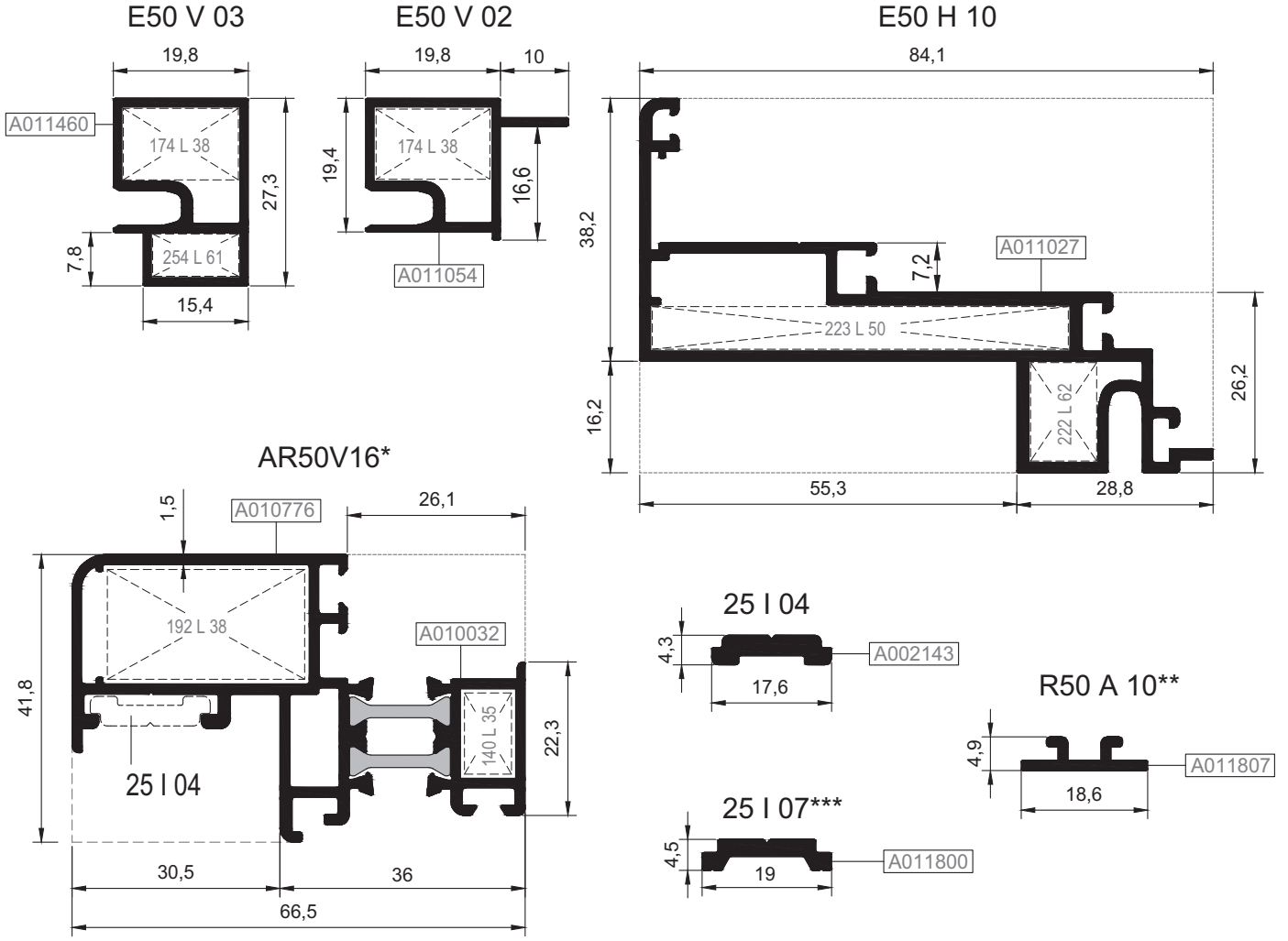
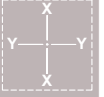
03

04

05

06


KOD / CODE	AĞIRLIK (kg/m) / WEIGHT	Jxx cm ⁴	Jyy cm ⁴	Wx cm ³	Wy cm ³	L m
AR50V16	1,250	12,332	5,527	----	----	6
E50 H 10	1,250	33,033	7,194	----	----	6
E50 V 02	0,337	----	----	----	----	6
E50 V 03	0,383	----	----	----	----	6
25 I 04	0,153	----	----	----	----	6
25 I 07	0,143	----	----	----	----	6
R50 A 10	0,116	----	----	----	----	6



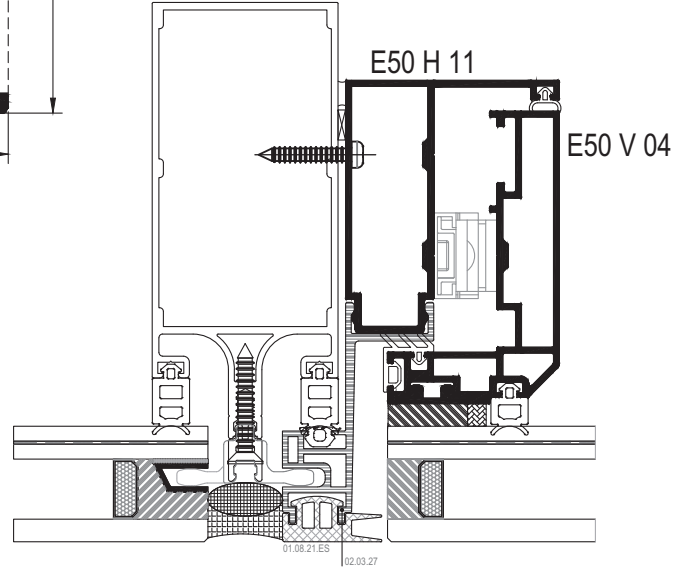
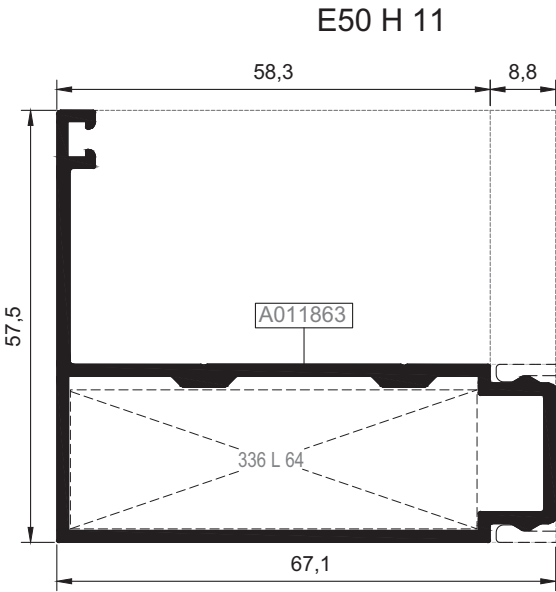
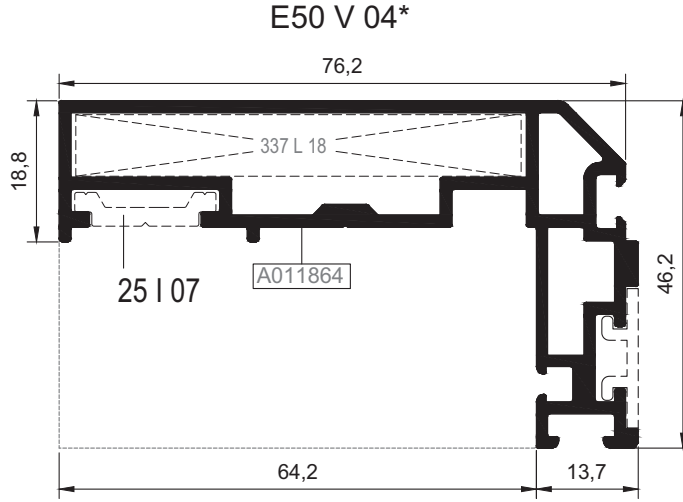
*AR50V16 KODLU PROFİL BONDING İŞLEMİNE UYGUN ÖZEL ELOKSALLI SİPARİŞ EDİLMELİDİR.
THE PROFILES AR50V16 MUST BE ORDERED WITH SPECIAL ANODIZED SUITABLE FOR BONDING PROCESS.

**R50 A 10 KODLU PROFİLLER BONDING İŞLEMİNE UYGUN ÖZEL ELOKSALLI SİPARİŞ EDİLMELİDİR.
THE PROFILES R50 A 10 MUST BE ORDERED WITH SPECIAL ANODIZED SUITABLE FOR BONDING PROCESS.

***GİESSE KOL VE KİLİTLEME AKSESUARLARI SADECE 25 I 07 TİJ PROFİLİ İLE KULLANILMALIDIR.
GIESSE HANDLE AND LOCKING ACCESSORIES SHOULD BE USED WITH ONLY 25 I 07 ROD PROFILE.

Nr	 L m	KESİM ÖLÇÜSÜ CUTTING SIZE	AKS. KODU ACS. CODE
AR50V16	A010776 25 L 38 (A002074)	29,9 mm	192 L 38
	A010032 25 L 35 (A010076)	7,8 mm	140 L 35
E50 V 02	A011054 25 L 38 (A002074)	10,3 mm	174 L 38
E50 V 03	A011460 25 L 38 (A002074)	10,3 mm	174 L 38
	A011460 25 L 61 (A001034)	6,3 mm	254 L 61
E50 V 04	A011864 25 L 18 (A002164)	60,9 mm	337 L 18

KOD / CODE	AĞIRLIK (kg/m) / WEIGHT	Jxx cm ⁴	Jyy cm ⁴	Wx cm ³	Wy cm ³	L m	
E50 H 11	1,022	21,534	8,942	----	----	6	
E50 V 04	1,343	31,429	8,276	----	----	6	



Ölçek/Scale: 1/2

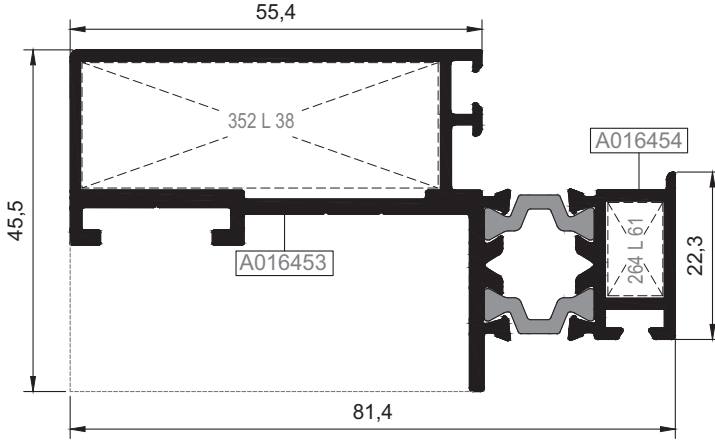
02.03.27

*E50V04 KANAT PROFİLİ, DERİNLİĞİ MİN. 86 MM YATAY PROFİL İLE BİRLİKTE KULLANILMALIDIR.
E50V04 VENT PROFILE, SHOULD BE USED WITH THE TRANSOM PROFILE WHICH FRAME DEPTH IS MİN. 86 MM DIMENSION.

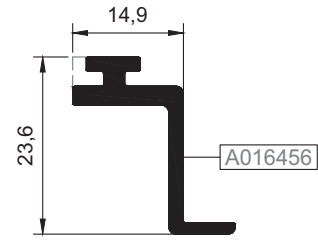
Nr	L m	KESİM ÖLÇÜSÜ CUTTING SIZE	AKS. KODU ACS. CODE	
E50 H 10	A011027	25 L 50 (A010838)	61,0 mm	223 L 50
		25 L 62 (A002442)	9,7 mm	222 L 62
E50 H 11	A011863	25 L 64 (A010028)	54,7 mm	336 L 64

KOD / CODE	AĞIRLIK (kg/m) / WEIGHT	Jxx cm ⁴	Jyy cm ⁴	Wx cm ³	Wy cm ³	L m	
AE50V05	1,423	23,105	6,612	----	----	6	
E50 H 12	1,275	39,431	9,206	----	----	6	
E50 S 07	0,274	----	----	----	----	6	

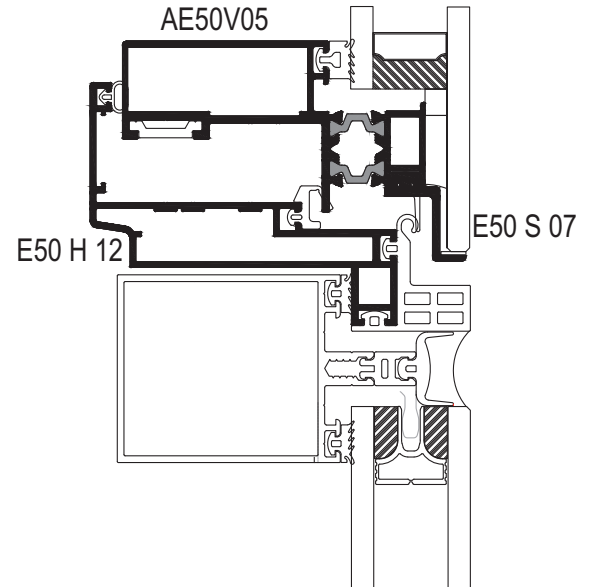
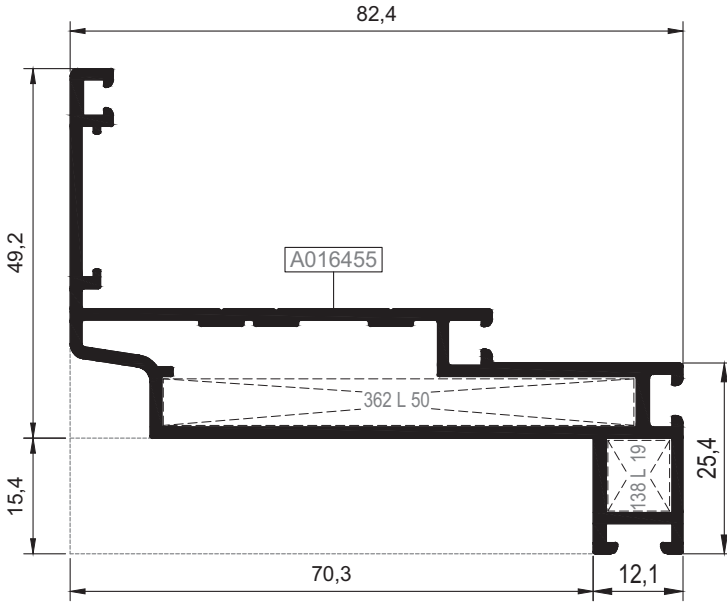
AE50V05




E50 S 07



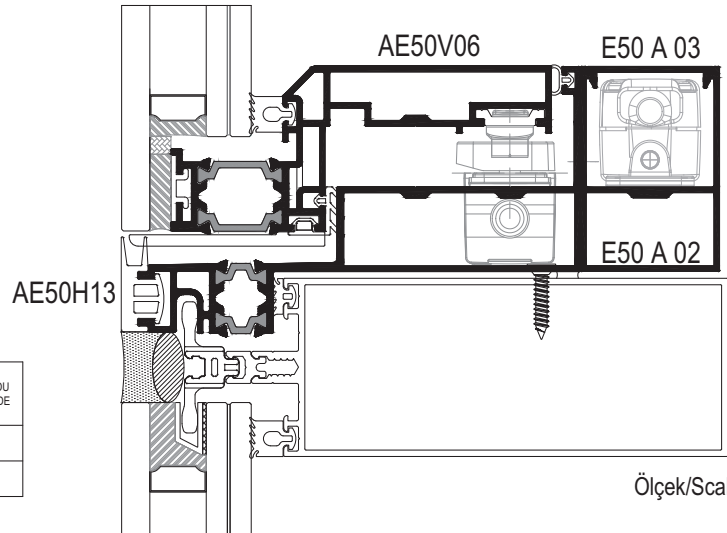
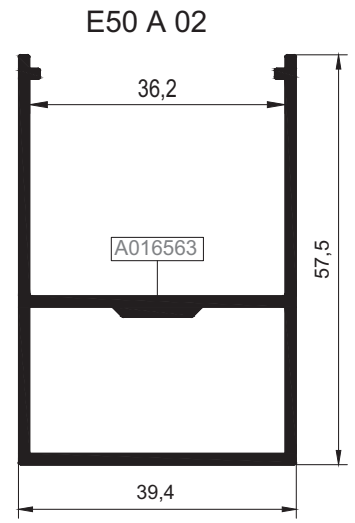
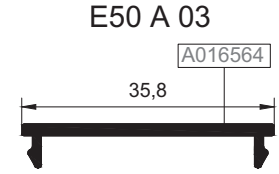
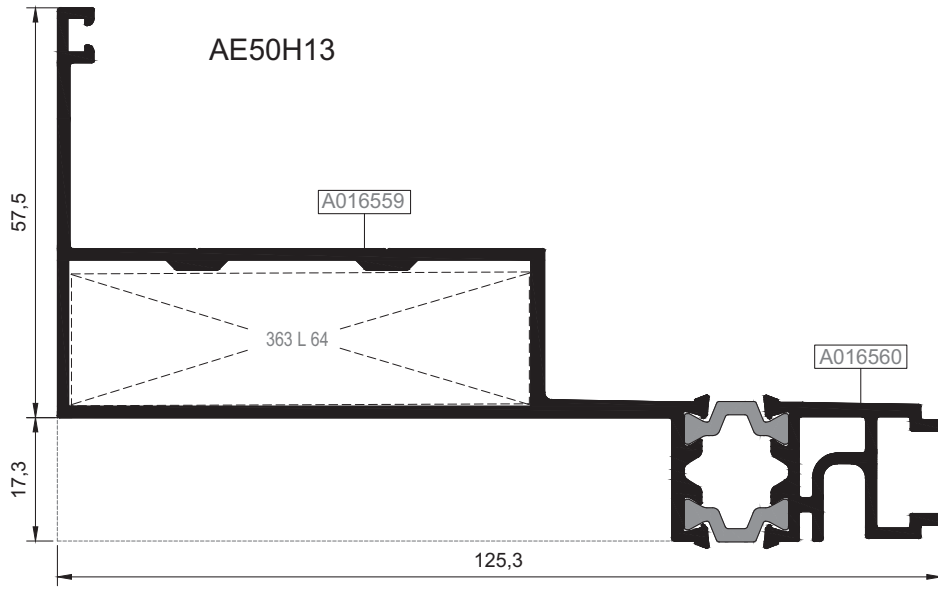
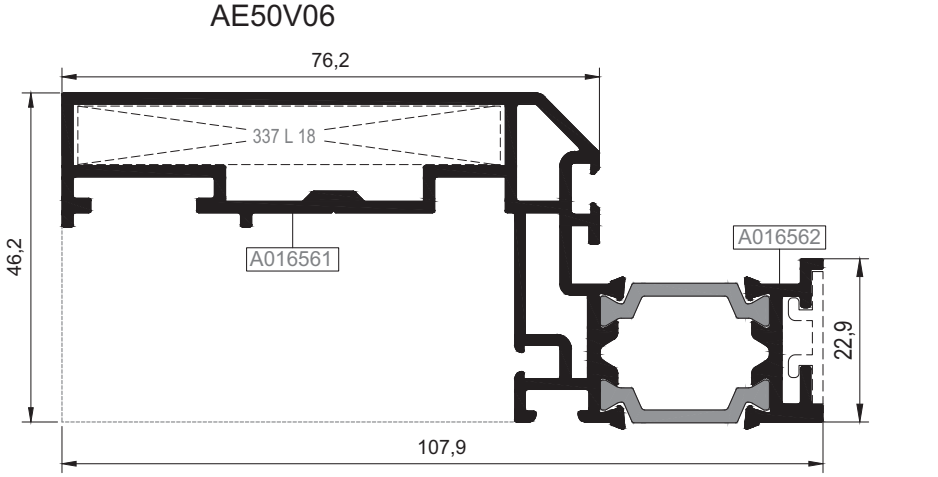
E50 H 12




Ölçek/Scale: 1/2

Nr		L m	KESİM ÖLÇÜSÜ CUTTING SIZE	AKS. KODU ACS. CODE
AE50V05	A016453	25 L 38 (A002074)	48,0 mm	352 L 38
	A016454	25 L 61 (A001034)	7,7 mm	264 L 61
E50 H 12	A016455	25 L 50 (A010838)	63,4 mm	362 L 50
		25 L 19 (A002165)	8,6 mm	138 L 19

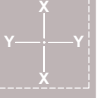
KOD / CODE	AĞIRLIK (kg/m) / WEIGHT	Jxx cm ⁴	Jyy cm ⁴	Wx cm ³	Wy cm ³	L m	
AE50V06	1,815	42,766	12,982	----	----	6	
AE50H13	1,896	84,533	19,556	----	----	6	
E50 A 02	0,869	----	----	----	----	6	
E50 A 03	0,190	----	----	----	----	6	



Ölçek/Scale: 1/2

Nr	 L m	KESİM ÖLÇÜSÜ CUTTING SIZE	AKS. KODU ACS. CODE
AE50V06	A016561	25 L 18 (A002164)	337 L 18
AE50H13	A016559	25 L 64 (A010028)	363 L 64

KOD / CODE	AĞIRLIK (kg/m) / WEIGHT	L m	KOD / CODE	AĞIRLIK (kg/m) / WEIGHT	L m
R50 G 01	0,219	6	E50 R 12	0,265	6
R50 G 02	0,249	6	E50 R 14	0,373	6
R50 G 03	0,280	6	E50 S 02	0,252	6
R50 G 04	0,310	6	R50 S 01	0,207	6
R50 G 05	0,340	6	E50 S 04	0,470	6
R50 G 06	0,136	6	E50 S 05	0,568	6
E50 R 01	0,116	6	E50 S 06	0,525	6
E50 R 04	0,133	6	E50 S 08	0,594	6



01

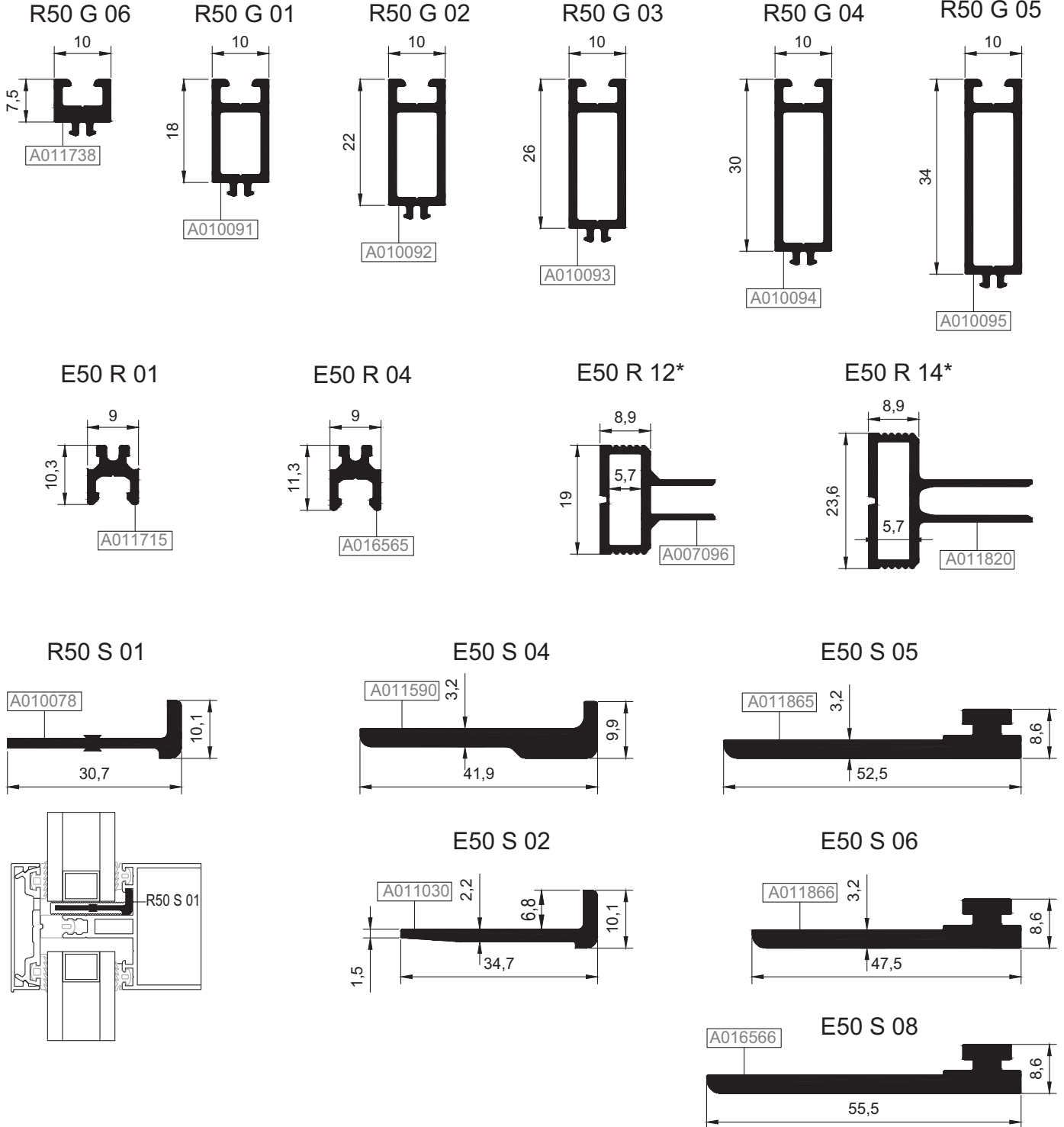
02

03

04

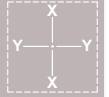
05

06

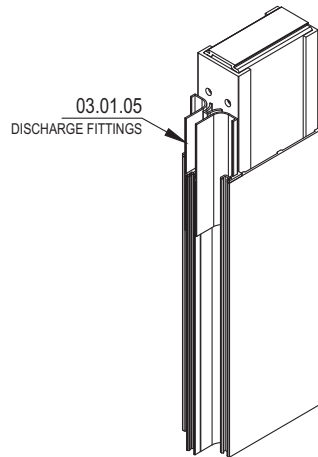
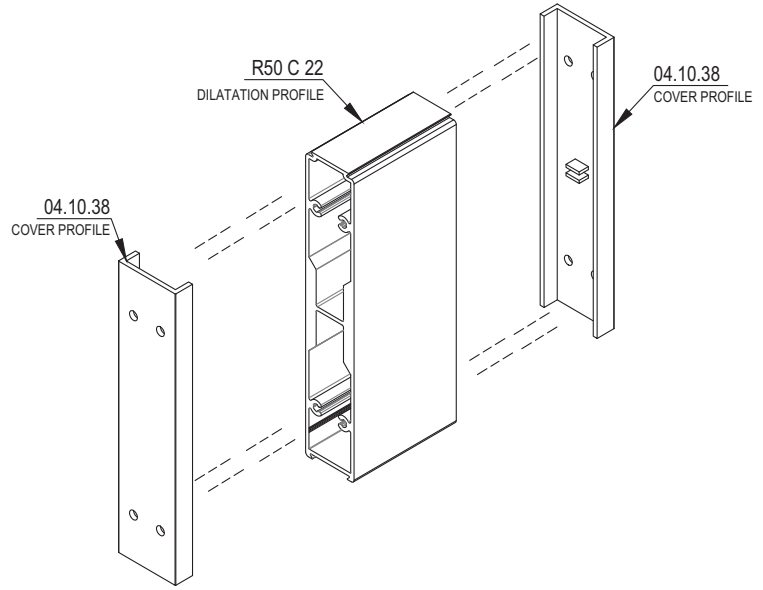
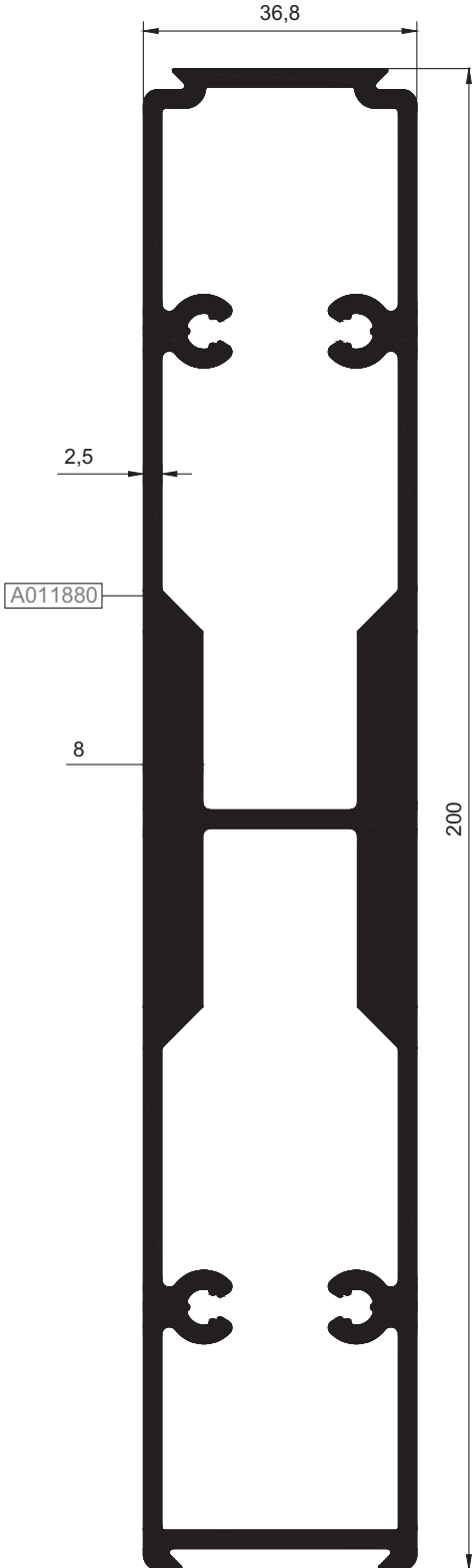


*E50 R 12 & E50 R 14 KODLU PROFİLLER BONDING İŞLEMİNE UYGUN ÖZEL ELOKSALLI SİPARİŞ EDİLMELİDİR.
THE PROFILES E50 R 12 & E50 R 14 MUST BE ORDERED WITH SPECIAL ANODIZED SUITABLE FOR BONDING PROCESS.

KOD / CODE	AĞIRLIK (kg/m) / WEIGHT	L m	KOD / CODE	AĞIRLIK (kg/m) / WEIGHT	L m
R50 C 01	5,550	6			



*R50 C 22



*04.10.38 VE 03.01.05 KODLU AKSESUARLAR İLE BİRLİKTE KULLANILACAKTIR.
IT WILL BE USED WITH 04.10.38 & 03.01.05 ACCESSORIES.

01

02

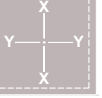
03

04

05

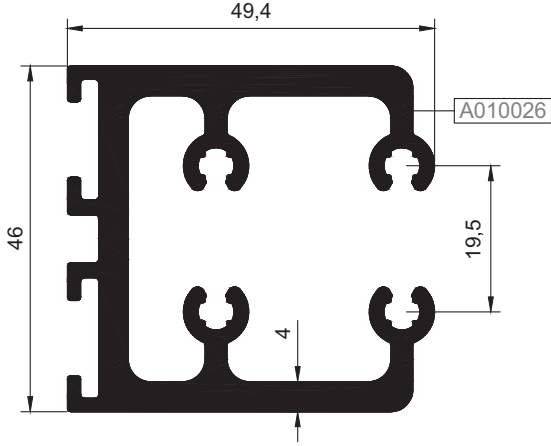
06

KOD / CODE	AĞIRLIK (kg/m) / WEIGHT	L m	KOD / CODE	AĞIRLIK (kg/m) / WEIGHT	L m
R50 C 23	2,003	6	R50 C 06	2,033	6
R50 C 10	1,715	6	----	----	6
R50 C 24	1,363	6	----	----	6

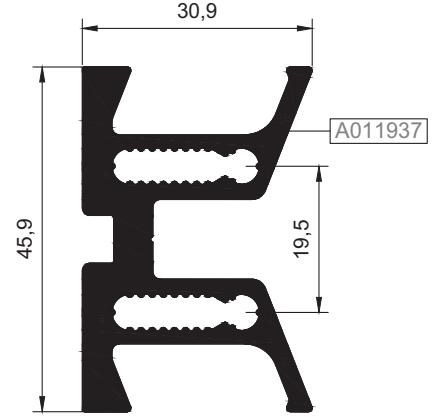


U BAĞLANTILAR / U CONNECTIONS

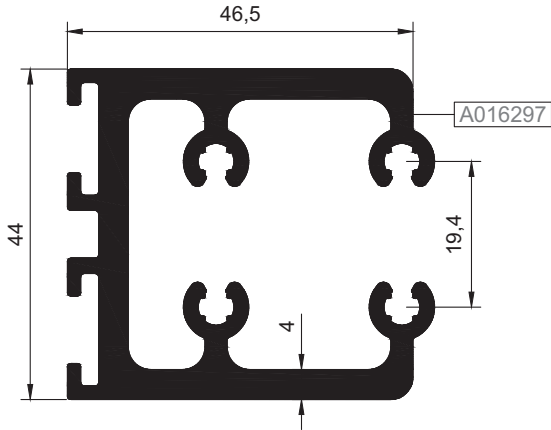
R50 C 06



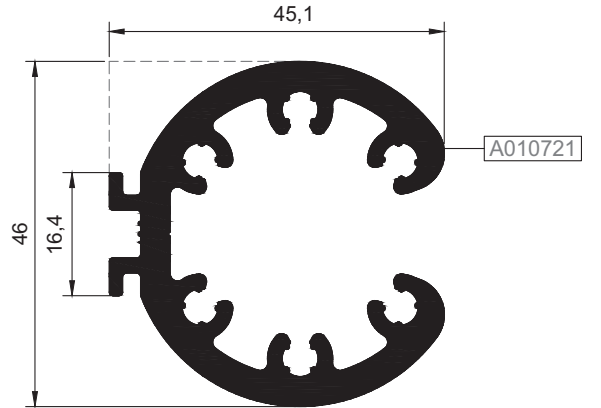
R50 C 24



R50 C 23*



R50 C 10

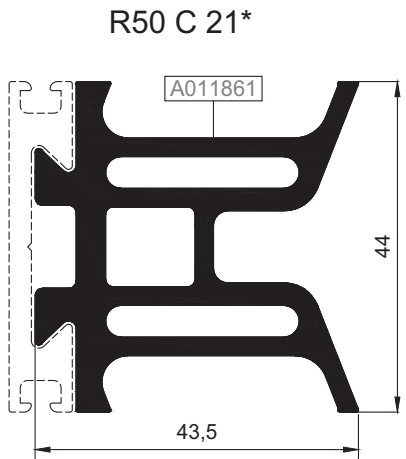
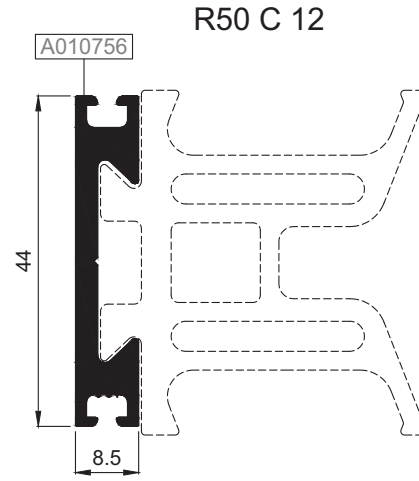
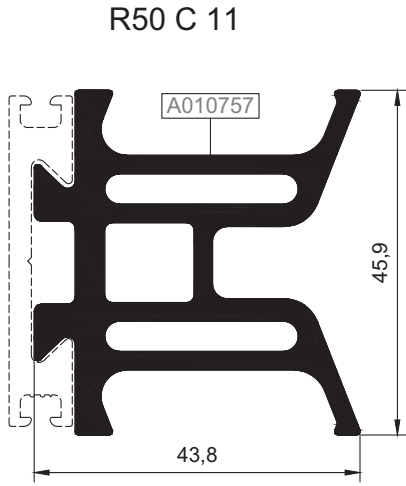


*E50 T 11 VE E50 T 12 NOLU KAYIT PROFİLLERİ İLE BİRLİKTE KULLANILACAKTIR.
IT WILL BE USED WITH E50 T 11 & E50 T 12 TRANSOM PROFILES.

KOD / CODE	AĞIRLIK (kg/m) / WEIGHT	L m	KOD / CODE	AĞIRLIK (kg/m) / WEIGHT	L m
R50 C 21	1,769	6			
R50 C 11	1,813	6			
R50 C 12	0,548	6			



KIRLANGIÇ (T) BAĞLANTILAR / T CONNECTIONS



*E50 T 11 VE E50 T 12 NOLU KAYIT PROFİLLERİ İLE BİRLİKTE KULLANILACAKTIR.
IT WILL BE USED WITH E50 T 11 & E50 T 12 TRANSOM PROFILES.

01

02

03

04

05

06

STOKTA BULUNAN SİSTEM PROFİLLERİNİN LİSTESİ
(LIST OF SYSTEM PROFILES IN STOCK)

Nr			MIN. SİPARİŞ MİKTARI MIN. ORDER QUANTITY
R50 C 22	A011880		75 kg
AR50V16	A010776	75 kg	150 kg
	A010032	75 kg	
E50 M 09	A011579		75 kg
E50 M 10	A011580		75 kg
E50 T 03	A011026		75 kg
E50 T 04	A011145		75 kg
E50 T 05	A011146		75 kg
E50 T 06	A011149		75 kg
E50 V 03	A011460		75 kg
E50 H 10	A011027		75 kg
E50 S 02	A011030		75 kg

* STOKTA BULUNMAYAN TÜM PROFİLLER İÇİN MİNİMUM SİPARİŞ MİKTARI 300 KG'DİR.
MINIMUM ORDER QUANTITY FOR ALL THE PROFILES THAT ARE NOT IN STOCK IS 300 KG.

MİMARİ KATALOG

ARCHITECTURAL CATALOGUE

Alüminyum Kapı Pencere ve Giydirme Cephe Sistemleri
Aluminium Window Doors and Facade Systems

E50

DÜŞEY VE YATAY BAĞLANTILAR

MULLION & TRANSOM CONNECTION PIECES

KÖŞE TAKOZLARI

CORNER CLEATS

01

02

03

04

05

06

PROFİL KODU (PROFILE CODE)	25 L 18	25 L 35	25 L 38	25 L 50
FABRİKA KODU(FACTORY CODE)	A002164	A010076	A002074	A010838
AĞIRLIK (WEIGHT)	2,323 kg/m	4,192 kg/m	4,854 kg/m	1,748 kg/m
ÇİZİM (DRAWING)				

PROFİL KODU (PROFILE CODE)	25 L 61	25 L 62	25 L 64	
FABRİKA KODU(FACTORY CODE)	A001034	A002442	A010028	
AĞIRLIK (WEIGHT)	3,759 kg/m	4,249 kg/m	5,901kg/m	
ÇİZİM (DRAWING)				

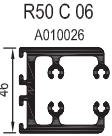
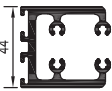
KÖŞE TAKOZLARI				
Nr		L m	KESİM ÖLÇÜSÜ CUTTING SIZE	AKS. KODU ACS. CODE
AR50V16	A010776	A002074 (25 L 38)	29,9 mm	192 L 38
	A010032	A010076 (25 L 35)	7,8 mm	140 L 35
E50 H 10	A011027	A010838 (25 L 50)	61,0 mm	223 L 50
		A002442 (25 L 62)	9,7 mm	222 L 62
E50 H 11	A011863	A010028 (25 L 64)	54,7 mm	336 L 64
E50 H 12	A016455	25 L 50 (A010838)	63,4 mm	362 L 50
		25 L 19 (A002165)	8,6 mm	138 L 19
AE50H13	A016559	25 L 64 (A010028)	65,1 mm	363 L 64
E50 V 02	A011054	A002074 (25 L 38)	10,3 mm	174 L 38
E50 V 03	A011460	A002074 (25 L 58)	10,3 mm	174 L 38
		A001034 (25 L 61)	6,3 mm	254 L 61

KÖŞE TAKOZLARI				
Nr		L m	KESİM ÖLÇÜSÜ CUTTING SIZE	AKS. KODU ACS. CODE
E50 V 04	A011864	A002164 (25 L 18)	60,9 mm	337 L 18
AE50V05	A016453	25 L 38 (A002074)	48,0 mm	352 L 38
	A016454	25 L 61 (A001034)	7,7 mm	264 L 61
AE50V06	A016561	25 L 18 (A002164)	60,9 mm	337 L 18
AT64F13	A015922	A002061 (25 L 16)	17,7 mm	120 L 16
	A015921	A002061 (25 L 16)	13,9 mm	119 L 16


YATAY BAĞLANTI PROFİLLERİ (TRANSOM CONNECTION PROFİLLERİ)

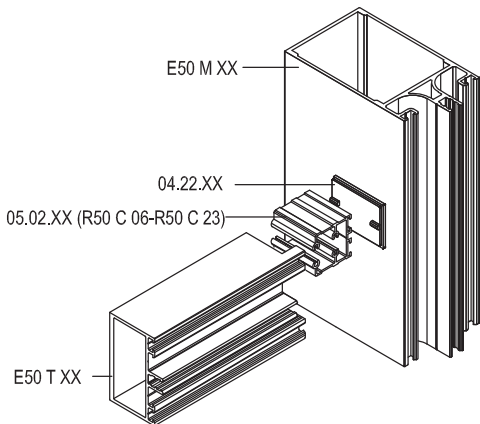
PROFİL KODU (PROFILE CODE)	R50 C 11 / R50 C 12	R50 C 21	R50 C 23 / R50 C 06	R50 C 24
FABRİKA KODU(FACTORY CODE)	A010757 / A010756	A011861	A016297 / A010026	A011937
AĞIRLIK (WEIGHT)	1,813 kg/m / 0,548 kg/m	1,769 kg/m	2,003 kg/m / 2,033 kg/m	1,363 kg/m
ÇİZİM (DRAWING)				

R50 C 06 VE R50 C 23 İÇİN U BAĞLANTI AKSESUARLARI
U CONNECTIONS FOR R50 C 06 & R50 C 23

	KULLANILDIĞI PROFİL USED WITH	AKSESUAR KODU ACCESSORIE CODE	KESİM ÖLÇÜSÜ CUTTING SIZE
 <p>R50 C 06 A010026 46</p>	E50 T 03	05.02.03	51,9 mm
		04.22.03	54,0 mm
	E50 T 04	05.02.04	77,8 mm
		04.22.04	80,0 mm
	E50 T 05	05.02.05	97,8 mm
		04.22.05	100,0 mm
	E50 T 06	05.02.06	115,8 mm
		04.22.13	120,0 mm
	E50 T 09	05.02.11	135,5 mm
		04.22.08	137,5 mm
E50 T 10	05.02.14	150,8 mm	
	04.22.07	153,0 mm	
E50 T 13	05.02.18	16,7 mm	
	04.22.12	19,0 mm	
E50 T 15	05.02.10	117,7 mm	
	04.22.06	120,0 mm	
 <p>R50 C 23 A016297 44</p>	E50 T 11	05.02.16	207,4 mm
		04.22.11	210,3 mm
	E50 T 12	05.02.17	174,4 mm
		04.22.10	177,3 mm
	E50 T 16	05.02.19	157,8 mm
		04.22.16	160,7 mm
	E50 T 17	05.02.20	167,8 mm
		04.22.17	170,7 mm

R50 C 24 İÇİN U BAĞLANTI AKSESUARLARI
U CONNECTIONS FOR R50 C 24

	KULLANILDIĞI PROFİL USED WITH	AKSESUAR KODU ACCESSORIE CODE	KESİM ÖLÇÜSÜ CUTTING SIZE
 <p>R50 C 24 A011937 45.9</p>	E50 T 03	05.10.03	51,9 mm
		04.22.03	54,0 mm
	E50 T 04	05.10.04	77,8 mm
		04.22.04	80,0 mm
	E50 T 05	05.10.05	97,8 mm
		04.22.05	100,0 mm
	E50 T 06	05.10.06	115,8 mm
		04.22.13	120,0 mm
	E50 T 09	05.10.11	135,5 mm
		04.22.08	137,5 mm
	E50 T 10	05.10.14	150,8 mm
		04.22.07	153,0 mm
	E50 T 13	05.10.18	16,7 mm
		04.22.12	19,0 mm
	E50 T 15	05.10.10	117,7 mm
04.22.06		120,0 mm	



01

02






























03

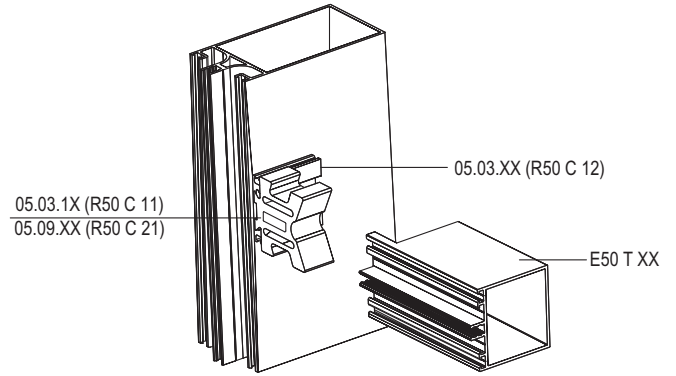
04

05

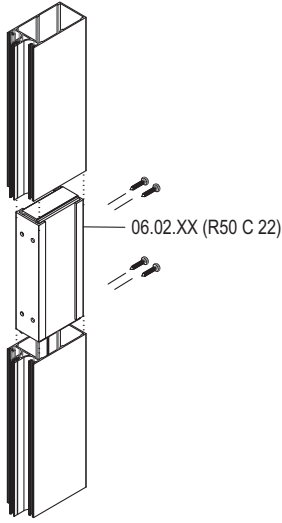
06

R50 C 11 VE R50 C 21 İÇİN KIRLANGIÇ (T) BAĞLANTI AKSESUARLARI
T CONNECTIONS FOR R50 C 11 & R50 C 21

	KULLANILDIĞI PROFİL USED WITH	AKSESUAR KODU ACCESSORIE CODE		KESİM ÖLÇÜSÜ CUTTING SIZE
<p>R50 C 11 A010757</p> 	E50 T 03	05.03.03		50,9 mm
		05.03.13		51,9 mm
		04.23.T03		55,0 mm
	E50 T 04	05.03.04		76,9 mm
		05.03.14		77,8 mm
		04.23.T04		81,0 mm
	E50 T 05	05.03.05		96,9 mm
		05.03.15		97,8 mm
		04.23.T05		101,0 mm
	E50 T 06	05.03.06		116,9 mm
		05.03.16		115,8 mm
		04.23.T06		120,0 mm
E50 T 09	05.03.09		134,6 mm	
	05.03.18		135,5 mm	
	04.23.T09		137,7 mm	
<p>R50 C 21 A011861</p> 	E50 T 11	05.03.07		207,2 mm
		05.09.01		207,4 mm
		04.23.T11		210,3 mm
	E50 T 12	05.03.08		174,2 mm
		05.09.02		174,4 mm
		04.23.T12		177,3 mm
	E50 T 16	05.03.30		157,8 mm
		05.09.03		157,8 mm
		04.23.T16		160,7 mm
	E50 T 17	05.03.31		167,8 mm
		05.09.04		167,8 mm
		04.23.T17		170,7 mm

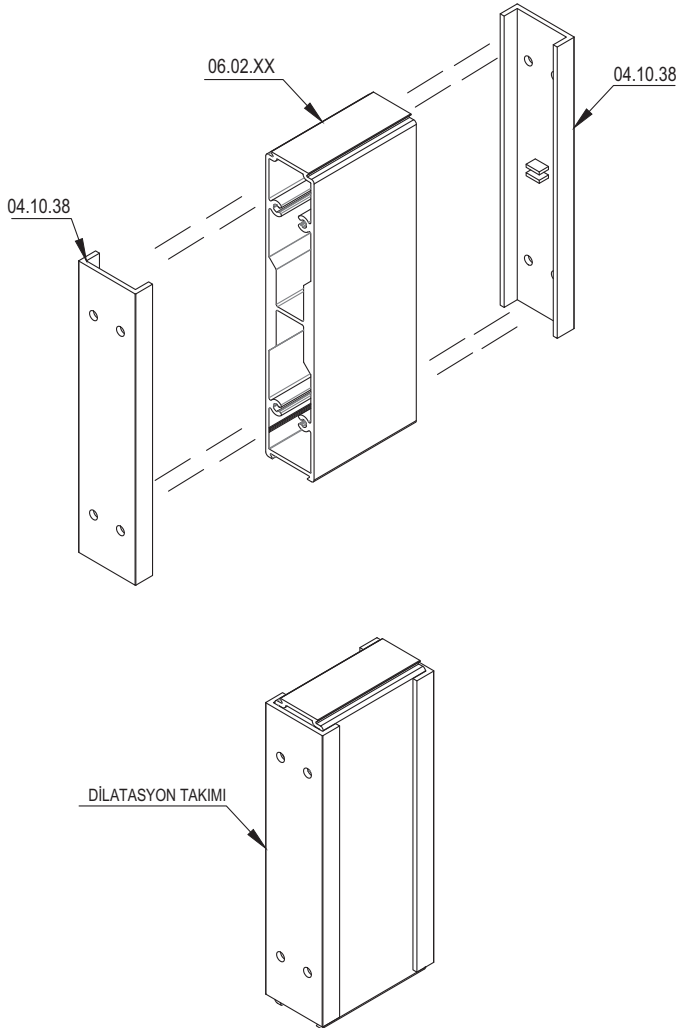


DÜŞEY BAĞLANTI AKSESUARLARI (MULLION CONNECTION PIECES)

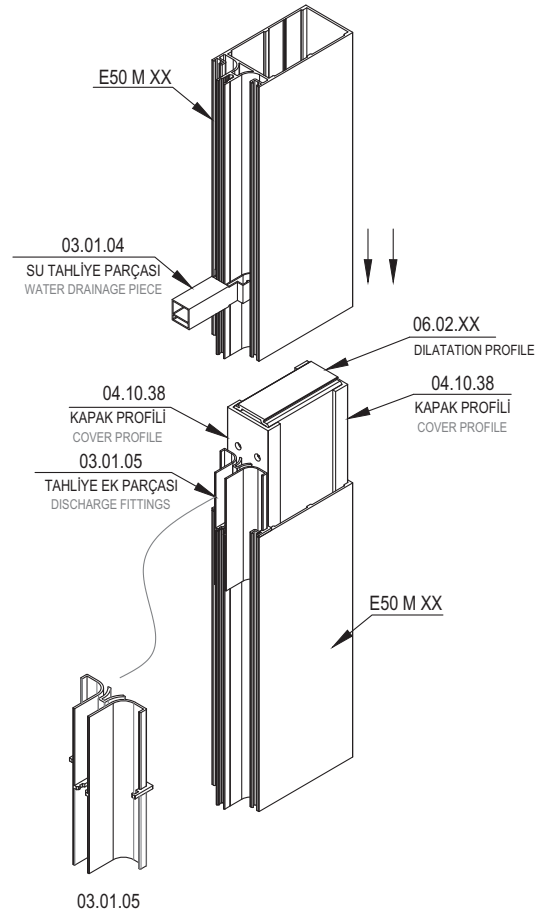


AKSESUAR KODU ACCESSORIE CODE	KESİM ÖLÇÜSÜ CUTTING SIZE	KULLANILDIĞI PROFİL USED WITH
06.02.02	74,5 mm	E50 M 02
06.02.03	92,5 mm	E50 M 03
06.02.04	111,5 mm	E50 M 04
06.02.22	130,0 mm	E50 M 05
06.02.12	148,3 mm	E50 M 06
06.02.23	126,2 mm	E50 M 07
06.02.24	77,8 mm	E50 M 09
06.02.25	97,8 mm	E50 M 10
06.02.26	30,8 mm	E50 M 11
06.02.27	57,8 mm	E50 M 12
06.02.28	21,8 mm	E50 M 13
06.02.29	184,8 mm	E50 M 14
06.02.30	114,3 mm	E50 M 15
06.02.33	133,0 mm	E50 M 16
06.02.34	143,0 mm	E50 M 17

DİLATASYON PROFİLİ VE KAPAK MONTAJI
DILATATION PROFILE AND COVER ASSEMBLY



DİLATASYON BAĞLANTI DETAYI
DILATATION CONNECTION DETAIL



01

02

03


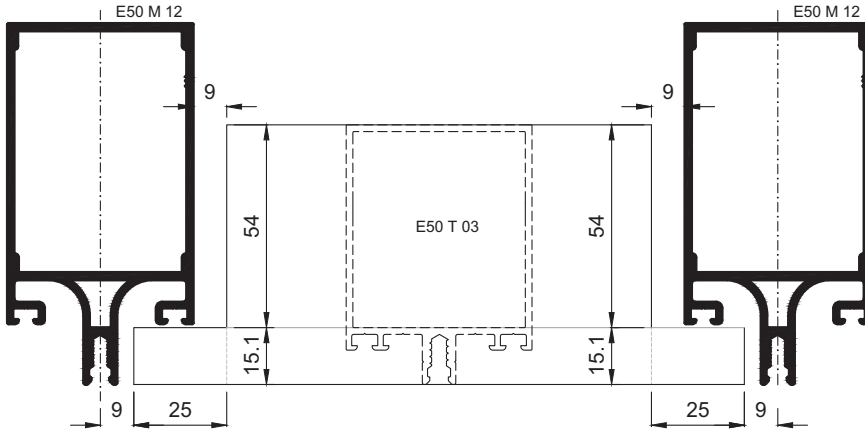
04

05

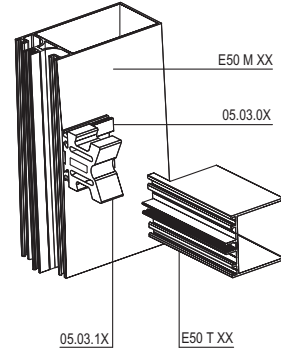
06

01

YATAY KAYIT KESİM ÖLÇÜLERİ (R50 C 11 İLE)
TRANSOM CUTTING DIMENSIONS (WITH R50 C 11)




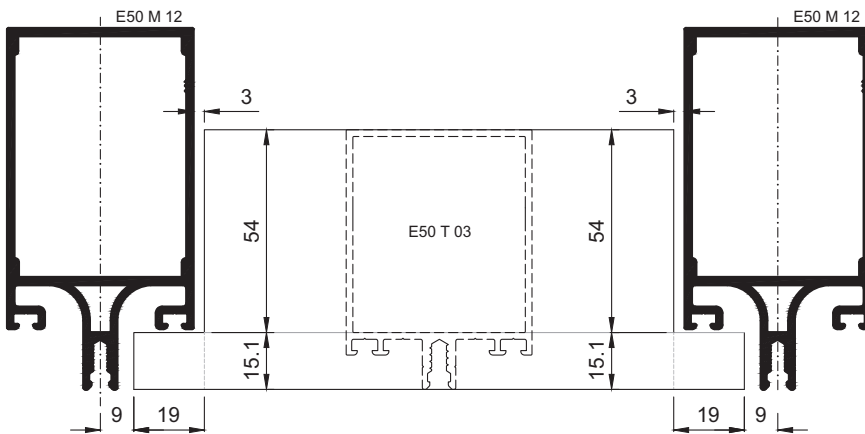
03.04.07.TXX



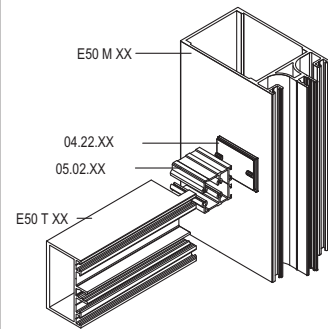
02

03

YATAY KAYIT KESİM ÖLÇÜLERİ (R50 C 06 İLE)
TRANSOM CUTTING DIMENSIONS (WITH R50 C 06)



04.22.XX



04

05

06

MİMARİ KATALOG

ARCHITECTURAL CATALOGUE

Alüminyum Kapı Pencere ve Giydirme Cephe Sistemleri
Aluminium Window Doors and Facade Systems

E50

DETAYLAR

DETAILS

KAPAKLI CEPHE SİSTEMİ

CAPPED CURTAIN WALL SYSTEM

01

02

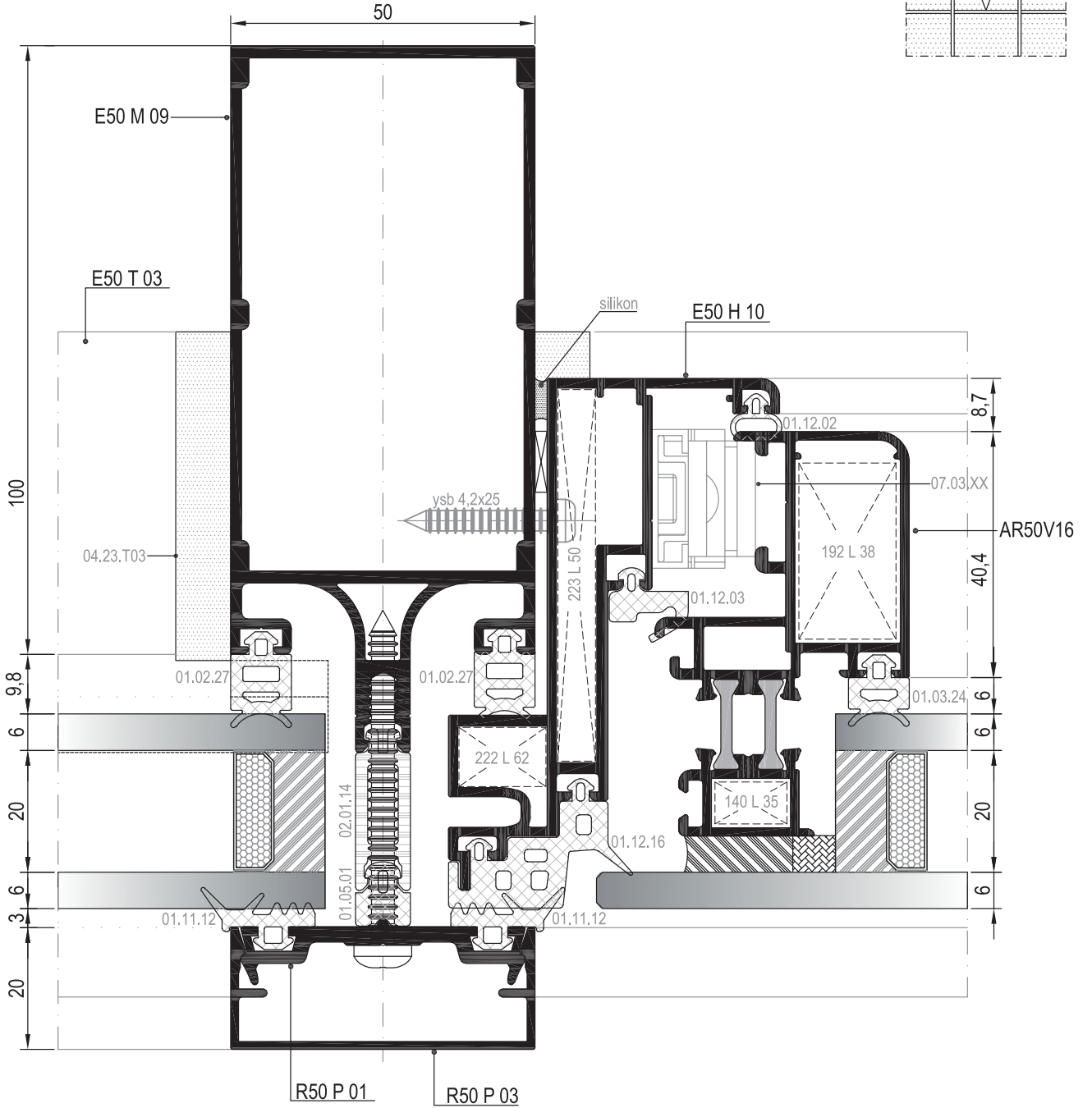
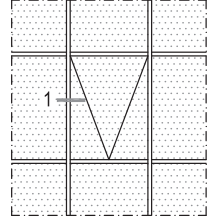
03

04

05

06

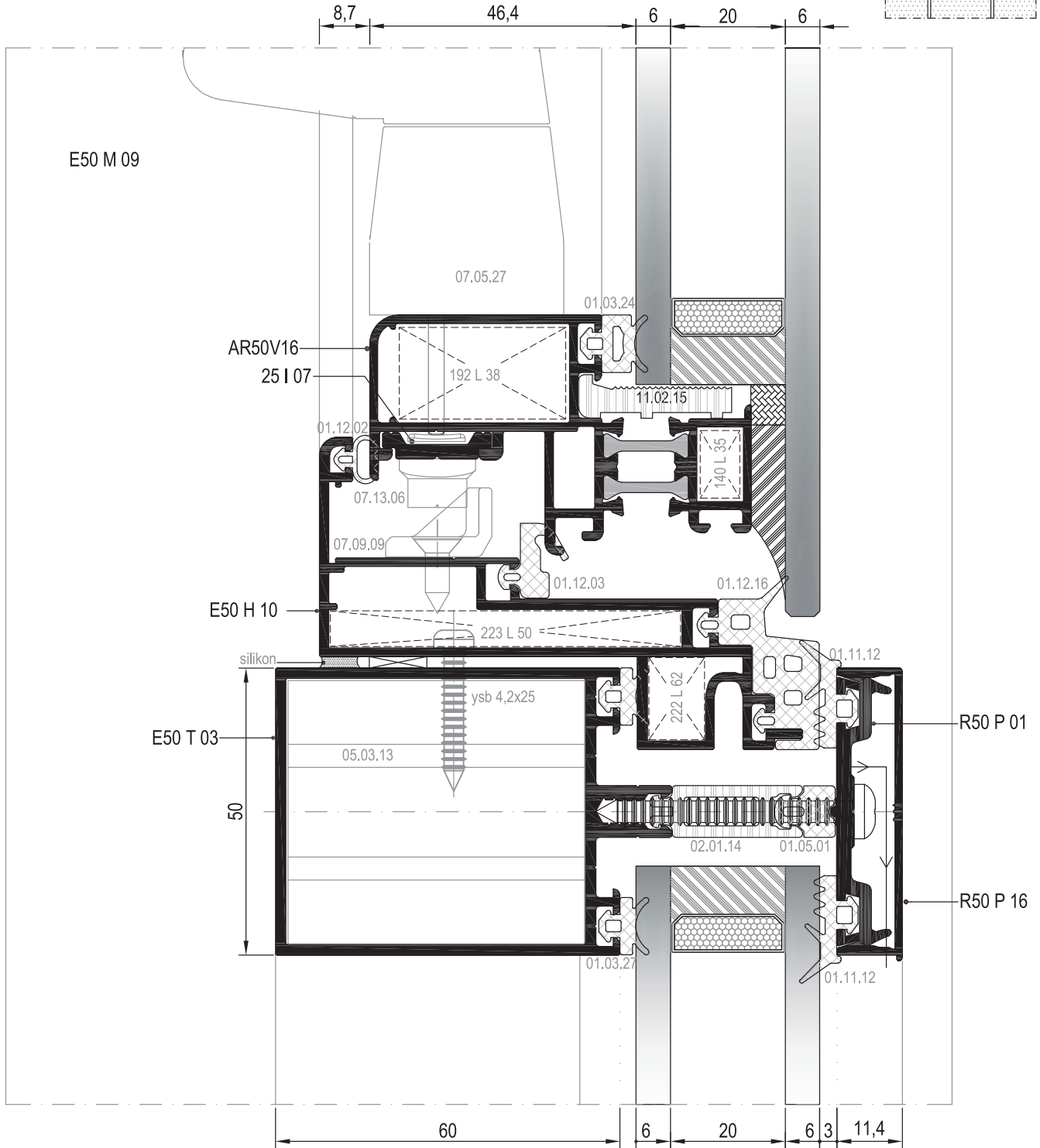
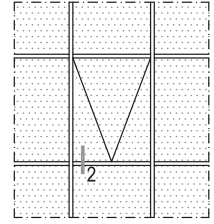
KAPAKLI CEPHE DÜŞEY DETAYI
CURTAIN WALL VERTICAL DETAIL



① DETAYI
DETAIL

DIŞ
(OUTSIDE)

KAPAKLI CEPHE YATAY DETAYI
CURTAIN WALL HORIZONTAL DETAIL



01

02

03

04

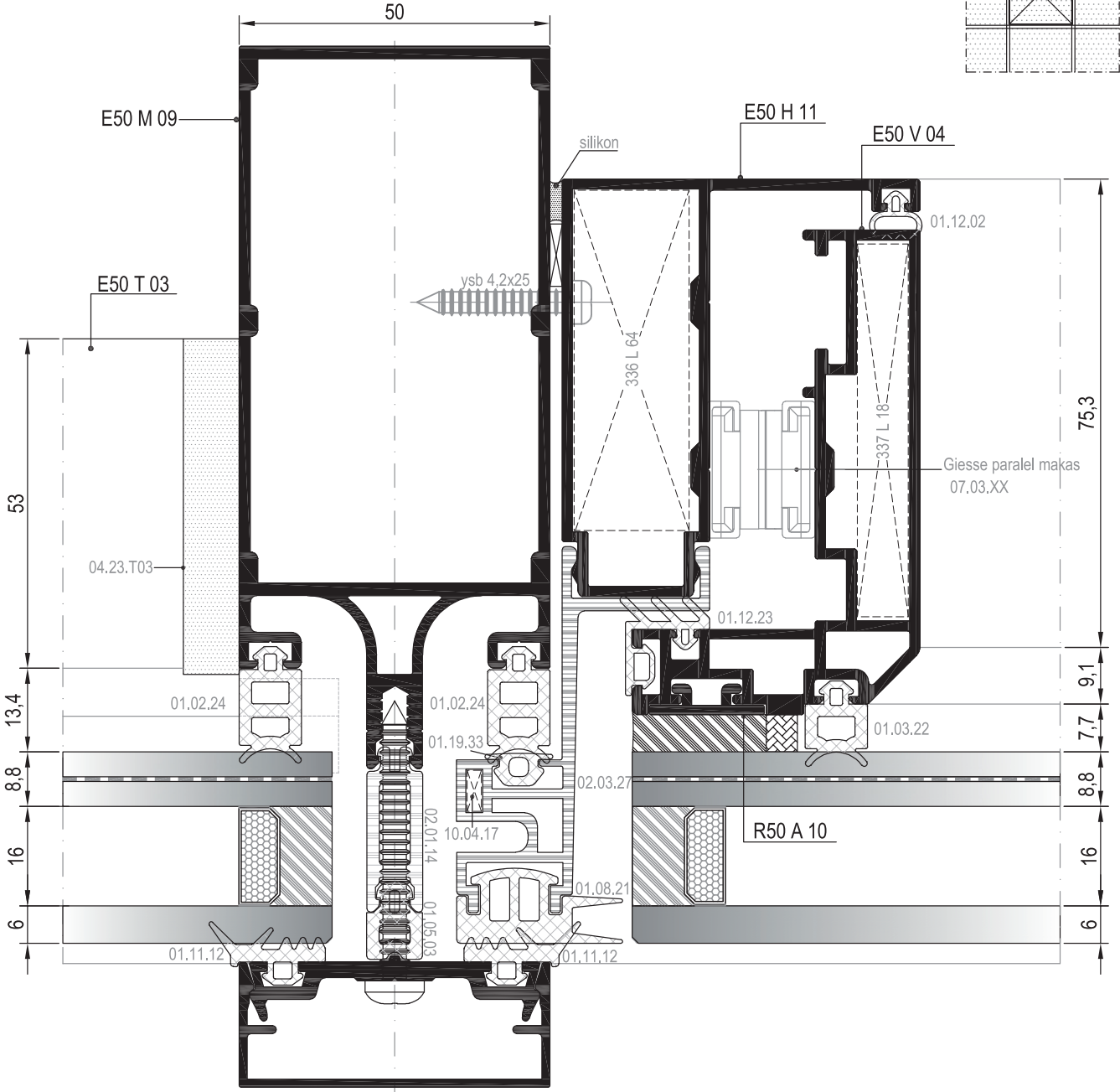
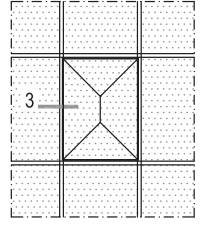
05

06

② DETAYI
DETAIL

DIŞ
(OUTSIDE) ➔

KAPAKLI CEPHE PARALEL AÇILIM GİZLİ KANAT DETAYI
PARALLEL OPENING HIDDEN VENT DETAIL FOR CURTAIN WALL



3 DETAYI
DETAIL

DIŞ
(OUTSIDE)

MİMARİ KATALOG ARCHITECTURAL CATALOGUE

Alüminyum Kapı Pencere ve Giydirme Cephe Sistemleri
Aluminium Window Doors and Facade Systems

E50

DETAYLAR

DETAILS

SİLİKON CEPHE SİSTEMİ

STRUCTURAL GLAZING SYSTEM

01

02

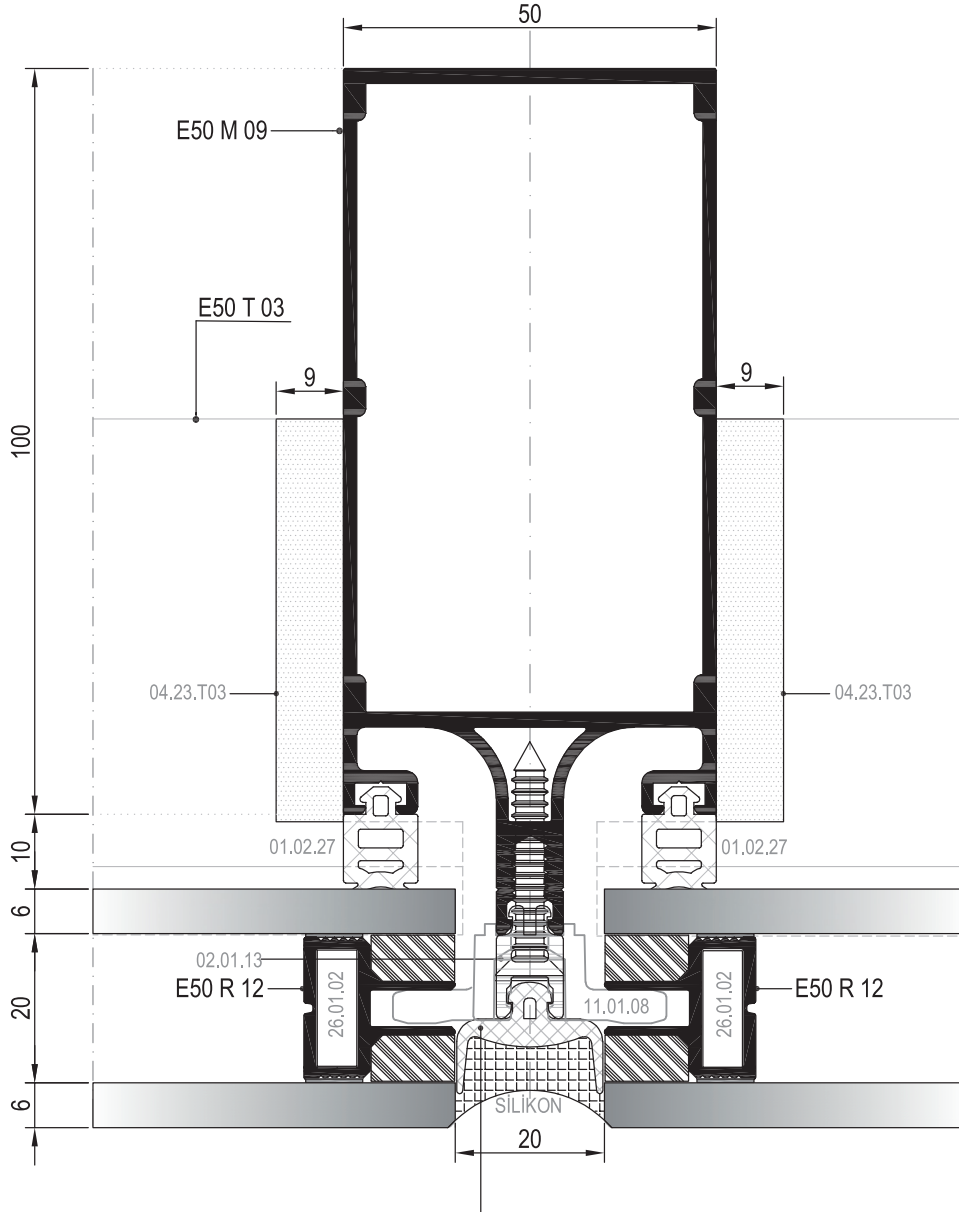
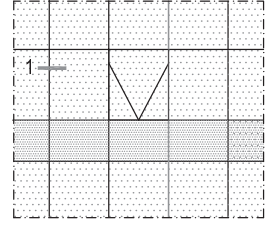
03

04

05

06

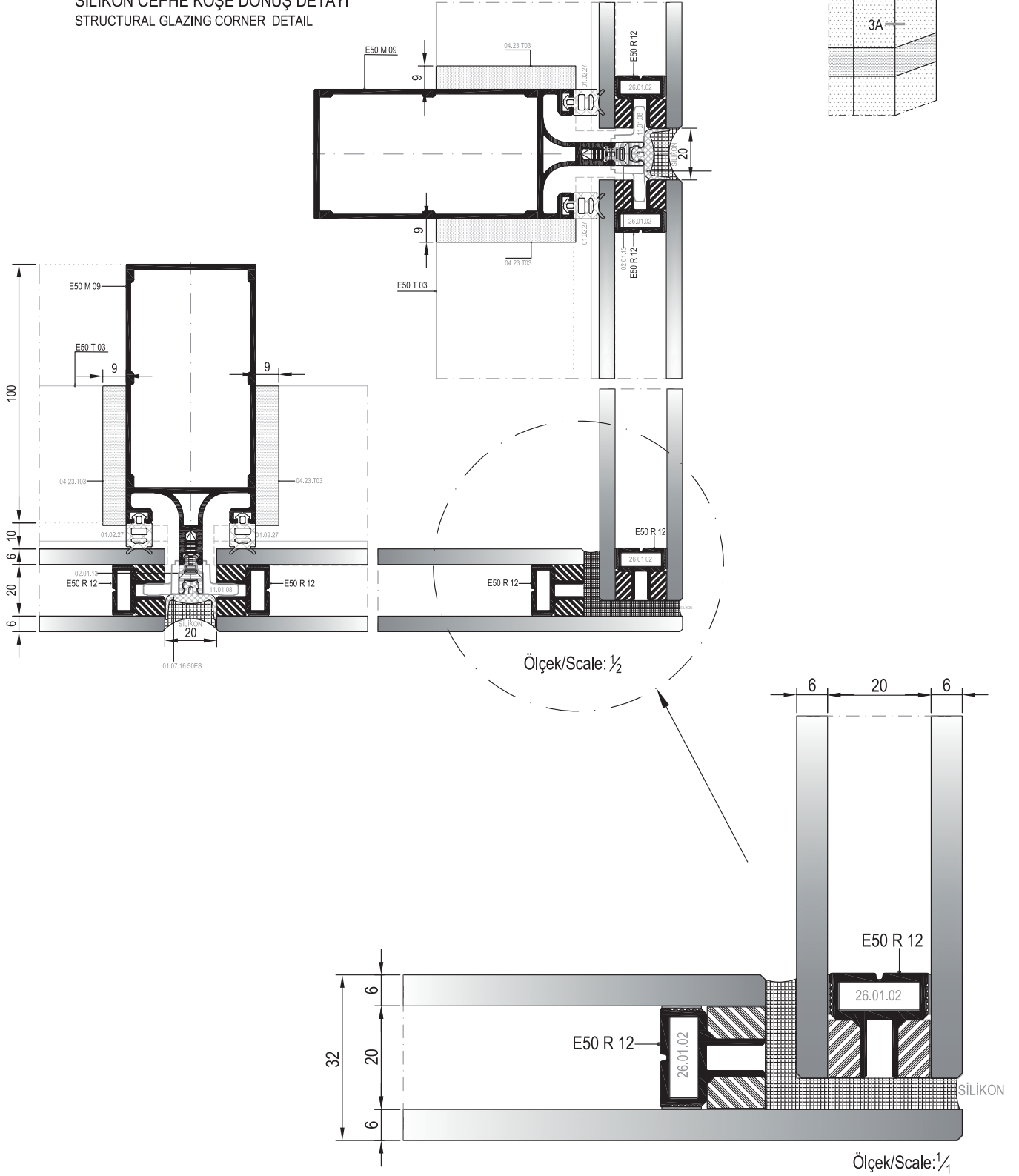
SİLİKON CEPHE DÜŞEY DETAYI
STRUCTURAL GLAZING VERTICAL DETAIL



① DETAYI
DETAIL

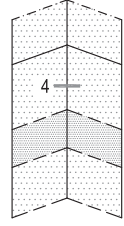
DIŞ
(OUTSIDE)

SİLİKON CEPHE KÖŞE DÖNÜŞ DETAYI
STRUCTURAL GLAZING CORNER DETAIL



3A DETAYI
DETAIL

SİLİKON CEPHE KÖŞE DÖNÜŞ DETAYI
STRUCTURAL GLAZING CORNER TURN DETAIL



01

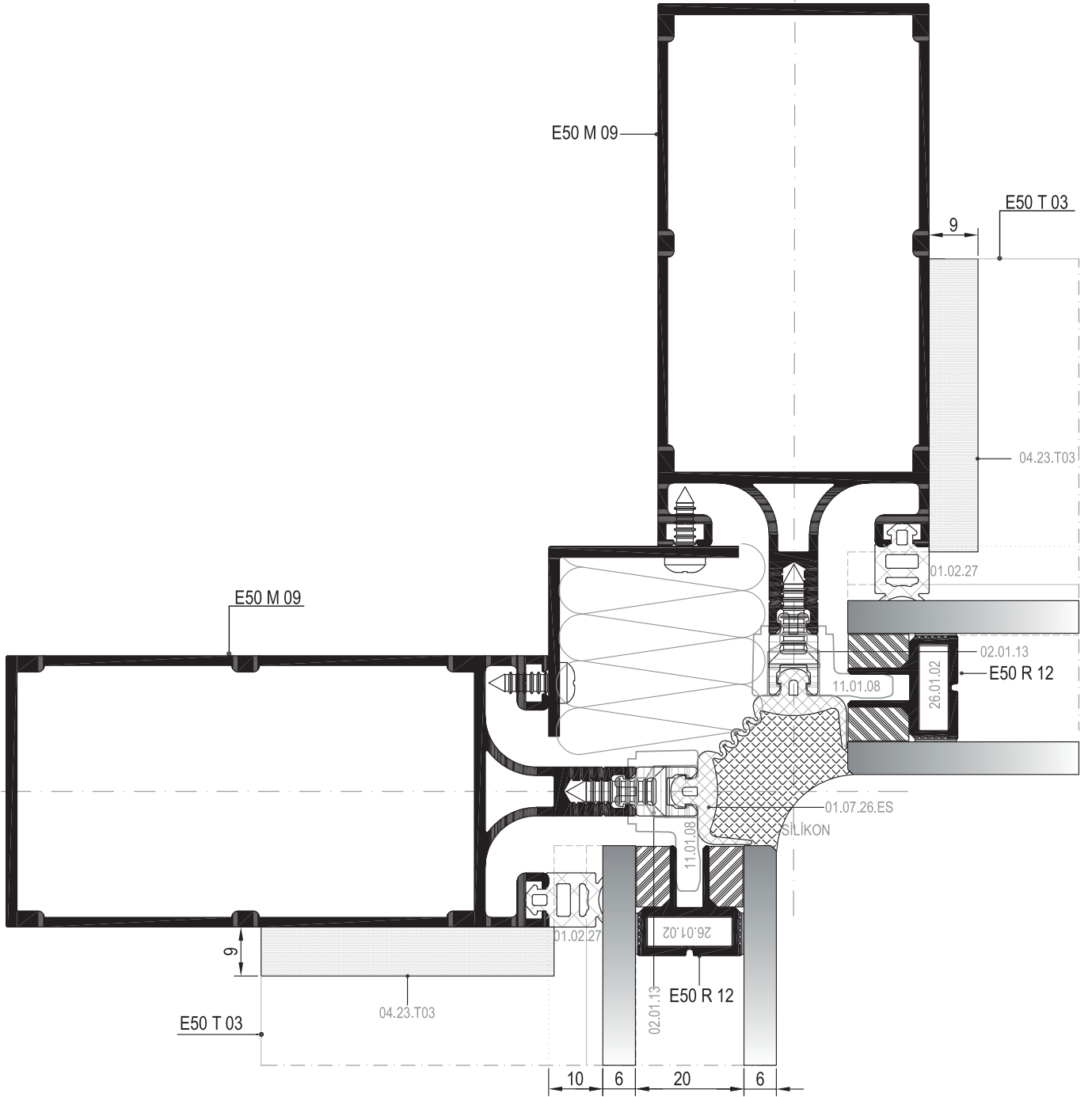
02

03

04

05

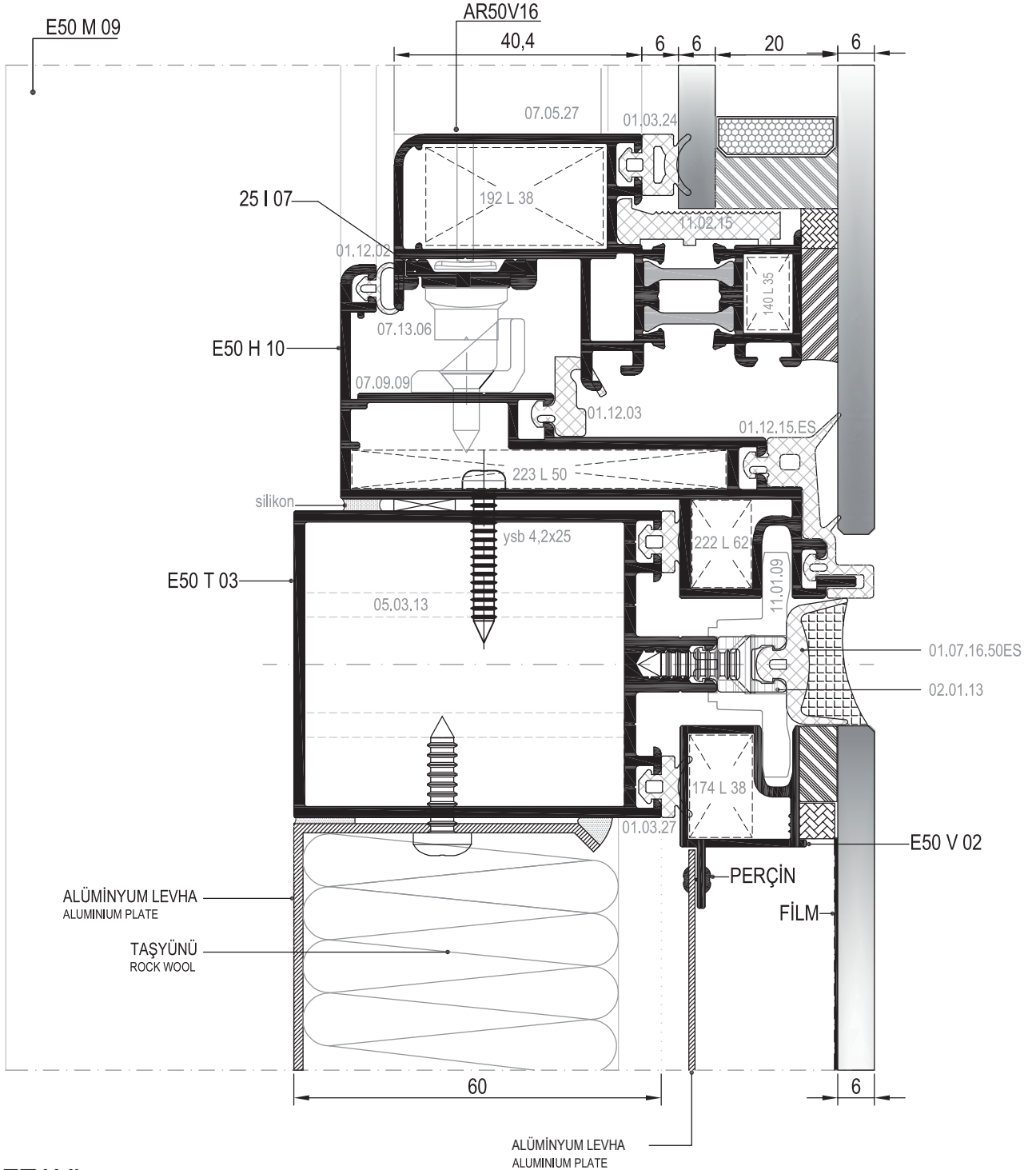
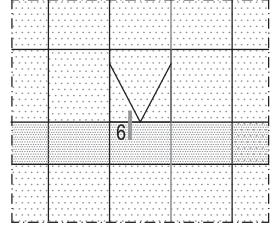
06



④ DETAYI
DETAIL

DIŞ
(OUTSIDE)

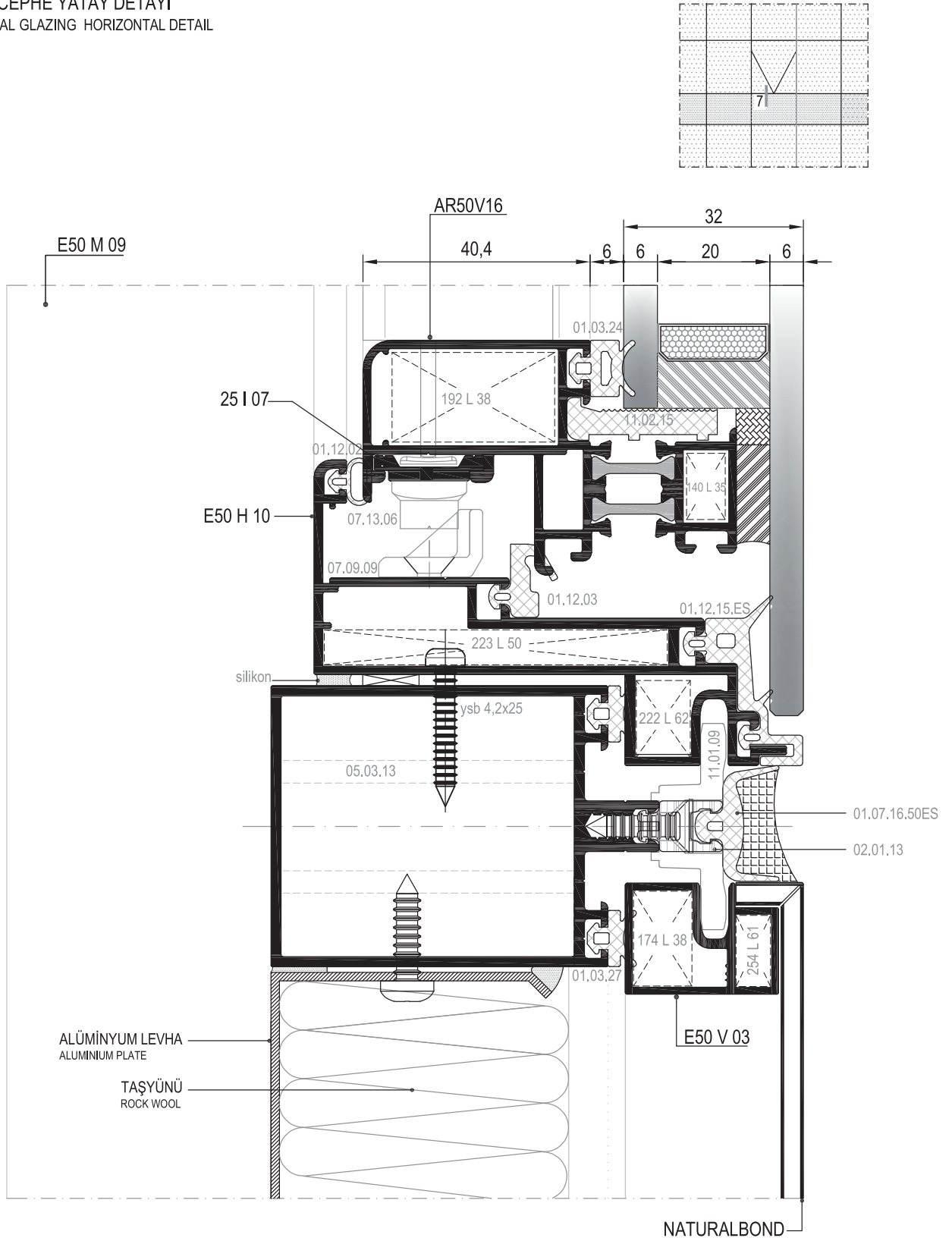
SİLİKON CEPHE YATAY DETAYI
STRUCTURAL GLAZING HORIZONTAL DETAIL



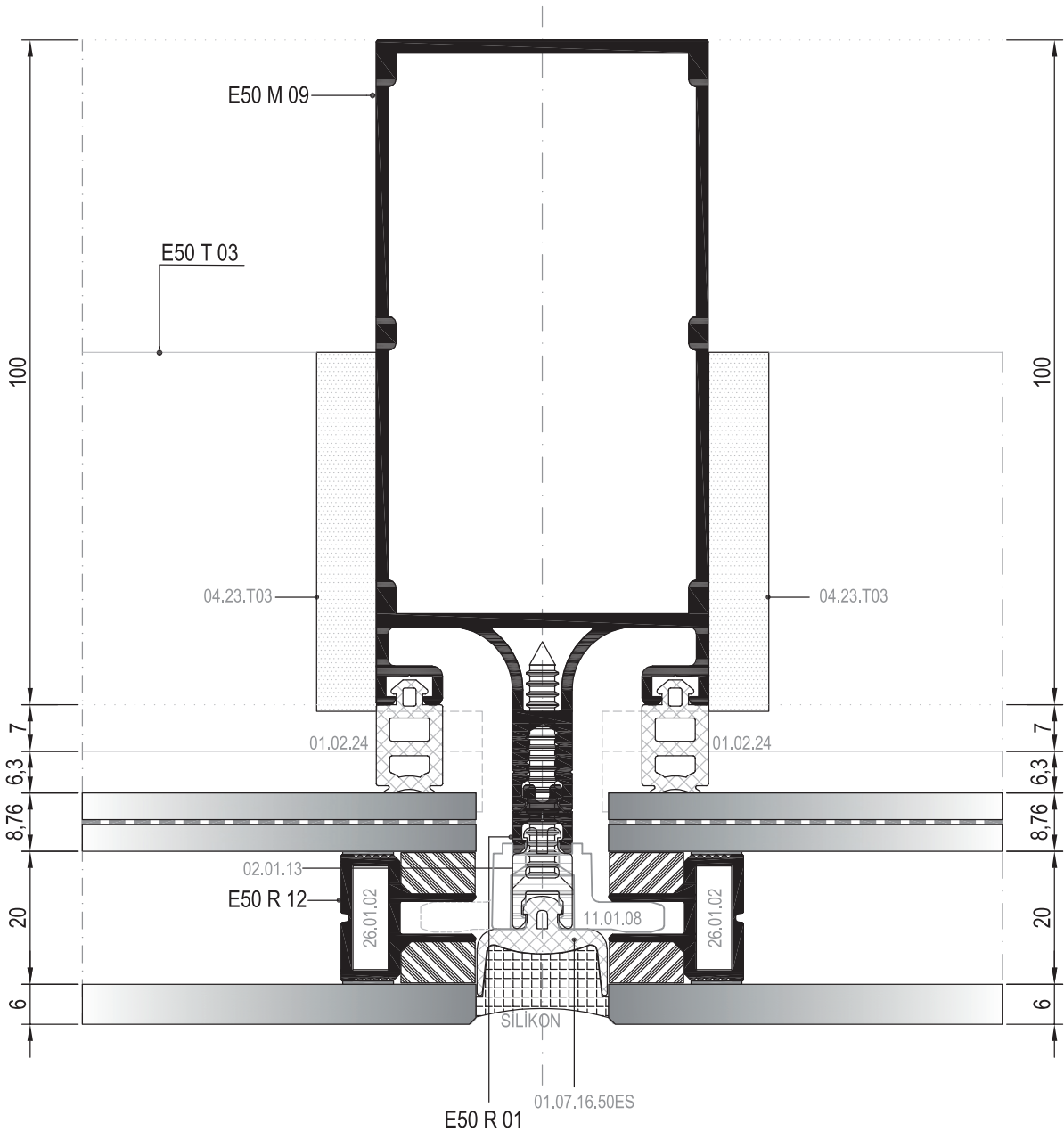
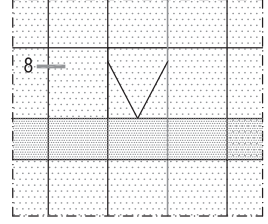
⑥ DETAYI
DETAIL

DIŞ
(OUTSIDE) ➔

SİLİKON CEPHE YATAY DETAYI
STRUCTURAL GLAZING HORIZONTAL DETAIL



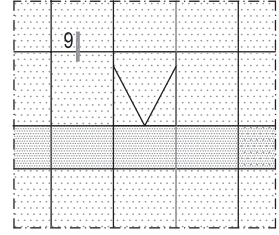
SİLİKON CEPHE DÜŞEY DETAYI
STRUCTURAL GLAZING VERTICAL DETAIL



8 DETAYI
DETAIL

DIŞ
(OUTSIDE)

SİLİKON CEPHE YATAY DETAYI
STRUCTURAL GLAZING HORIZONTAL DETAIL



01

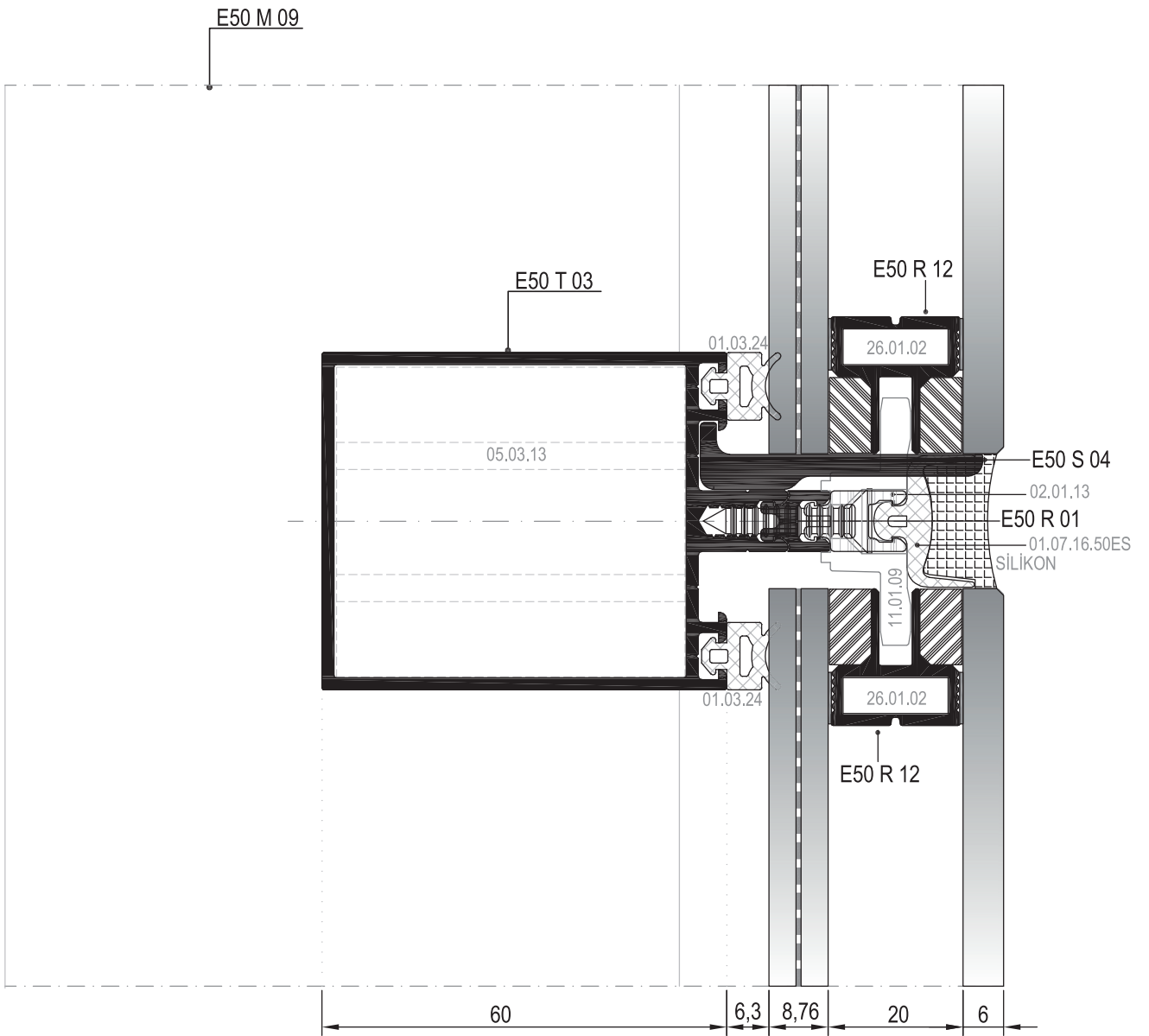
02

03

04

05

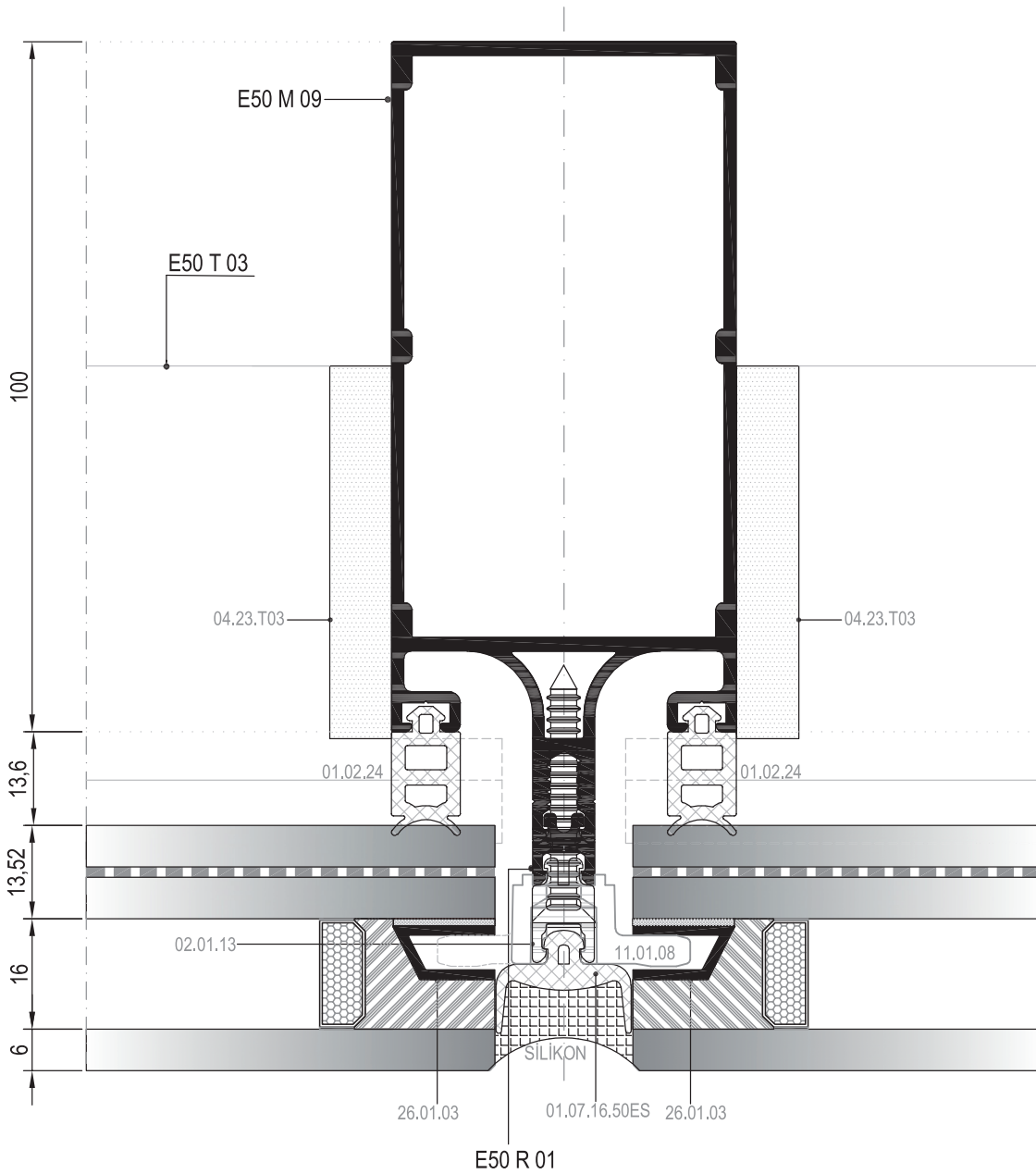
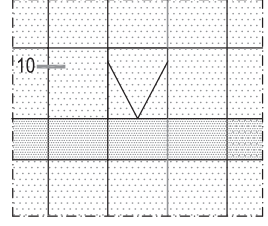
06



9 DETAYI
DETAIL

DIŞ
(OUTSIDE) ➔

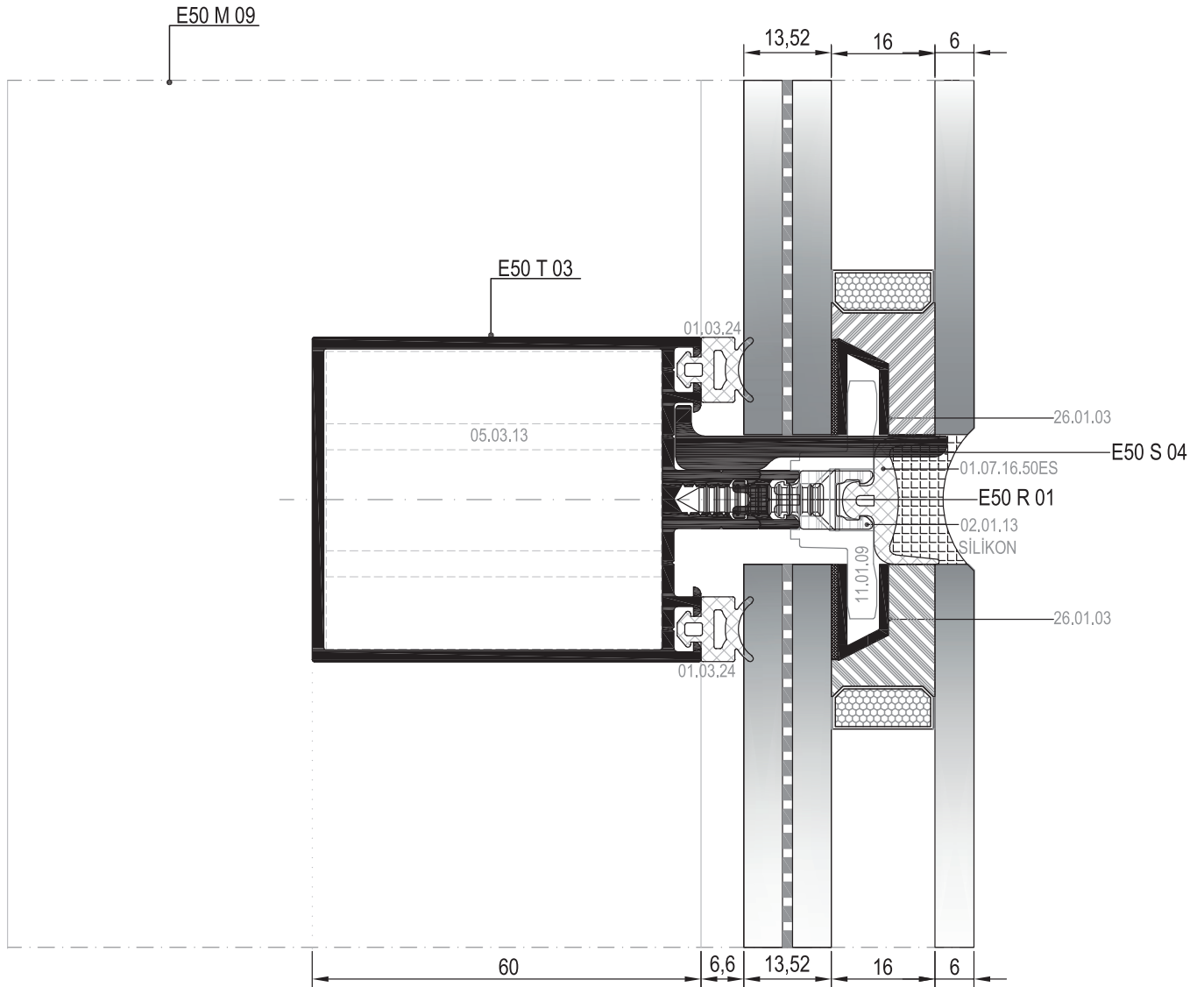
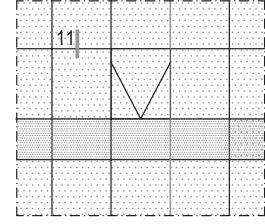
SİLİKON CEPHE DÜŞEY DETAYI
STRUCTURAL GLAZING VERTICAL DETAIL



10 DETAYI
DETAIL

DIŞ
(OUTSIDE)

SİLİKON CEPHE YATAY DETAYI
STRUCTURAL GLAZING HORIZONTAL DETAIL



01

02

03

04

05

06

11 DETAYI
DETAIL

DIŞ
(OUTSIDE) ➔

MİMARİ KATALOG ARCHITECTURAL CATALOGUE

Alüminyum Kapı Pencere ve Giydirme Cephe Sistemleri
Aluminium Window Doors and Facade Systems

E50

DETAYLAR

DETAILS

YARI KAPAKLI CEPHE SİSTEMİ

SEMI-STRUCTURAL SYSTEM

01

02

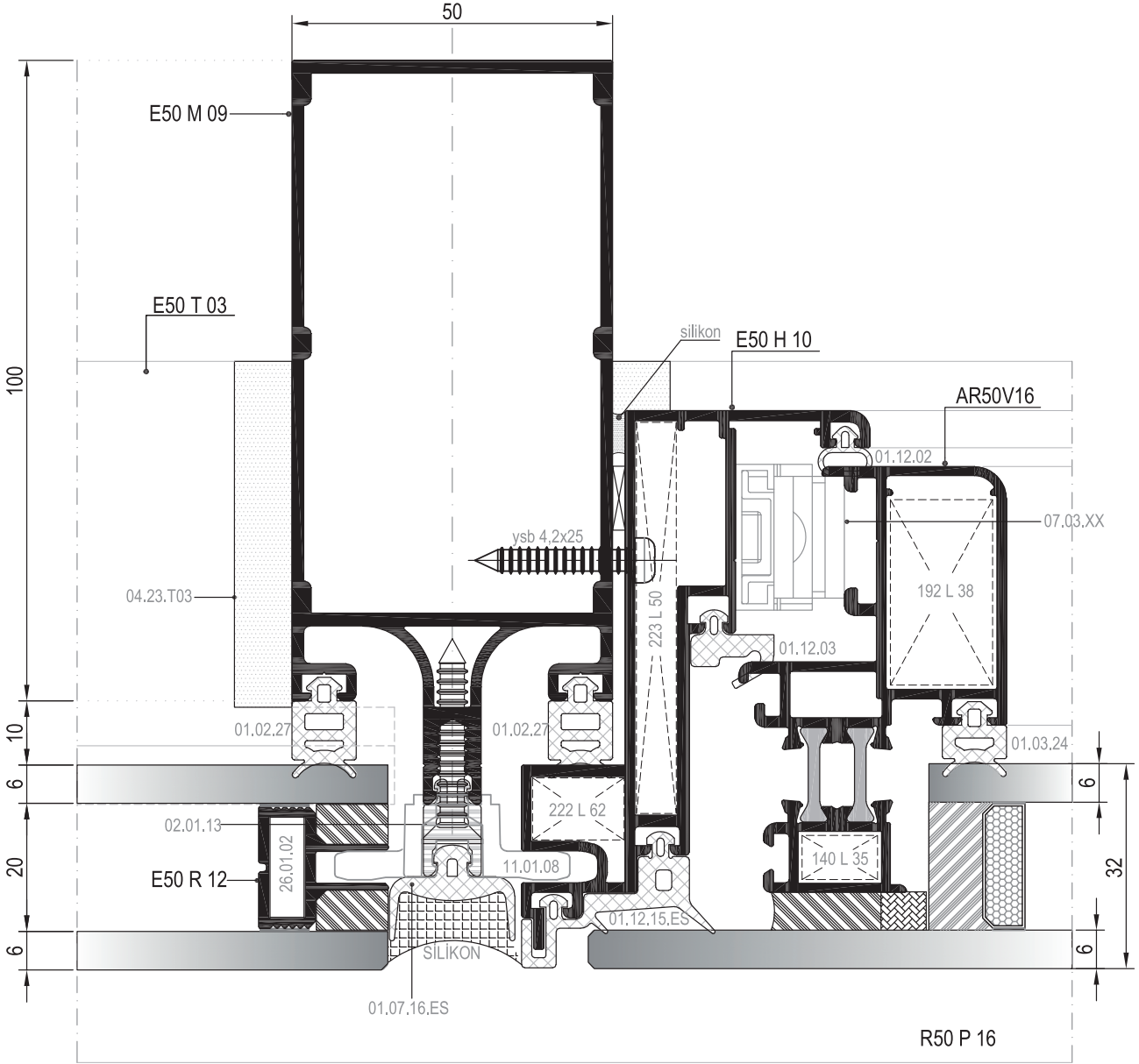
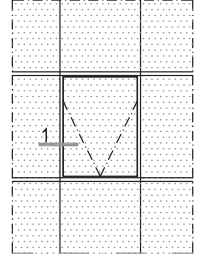
03

04

05

06

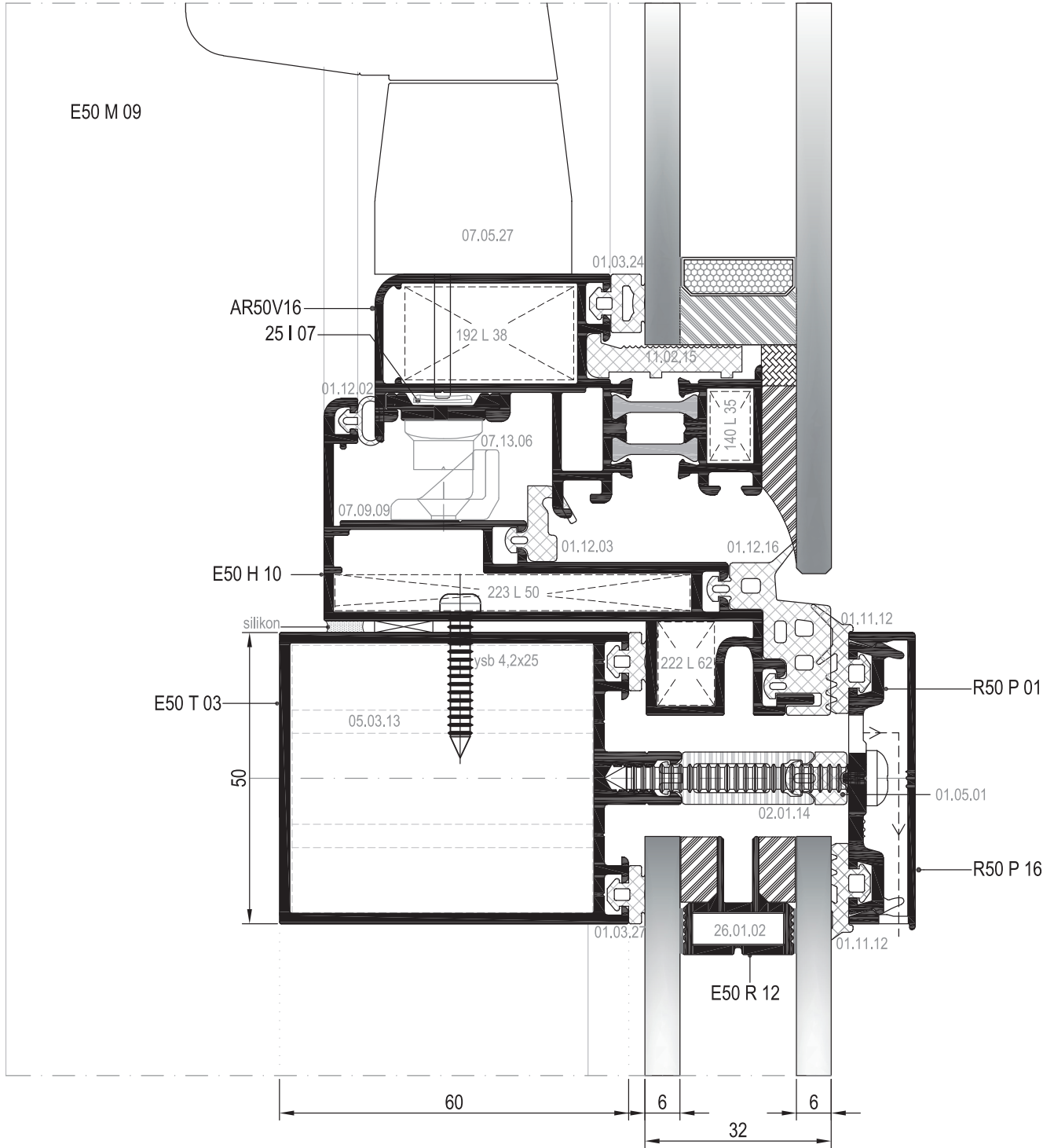
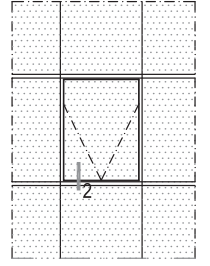
DÜŞEY SİLİKON YATAY KAPAKLI SİSTEM GİZLİ KANAT DÜŞEY DETAYI
SEMI STRUCTURAL SYSTEM HIDDEN VENT VERTICAL DETAIL



1 DETAYI
DETAIL

DIŞ
(OUTSIDE)

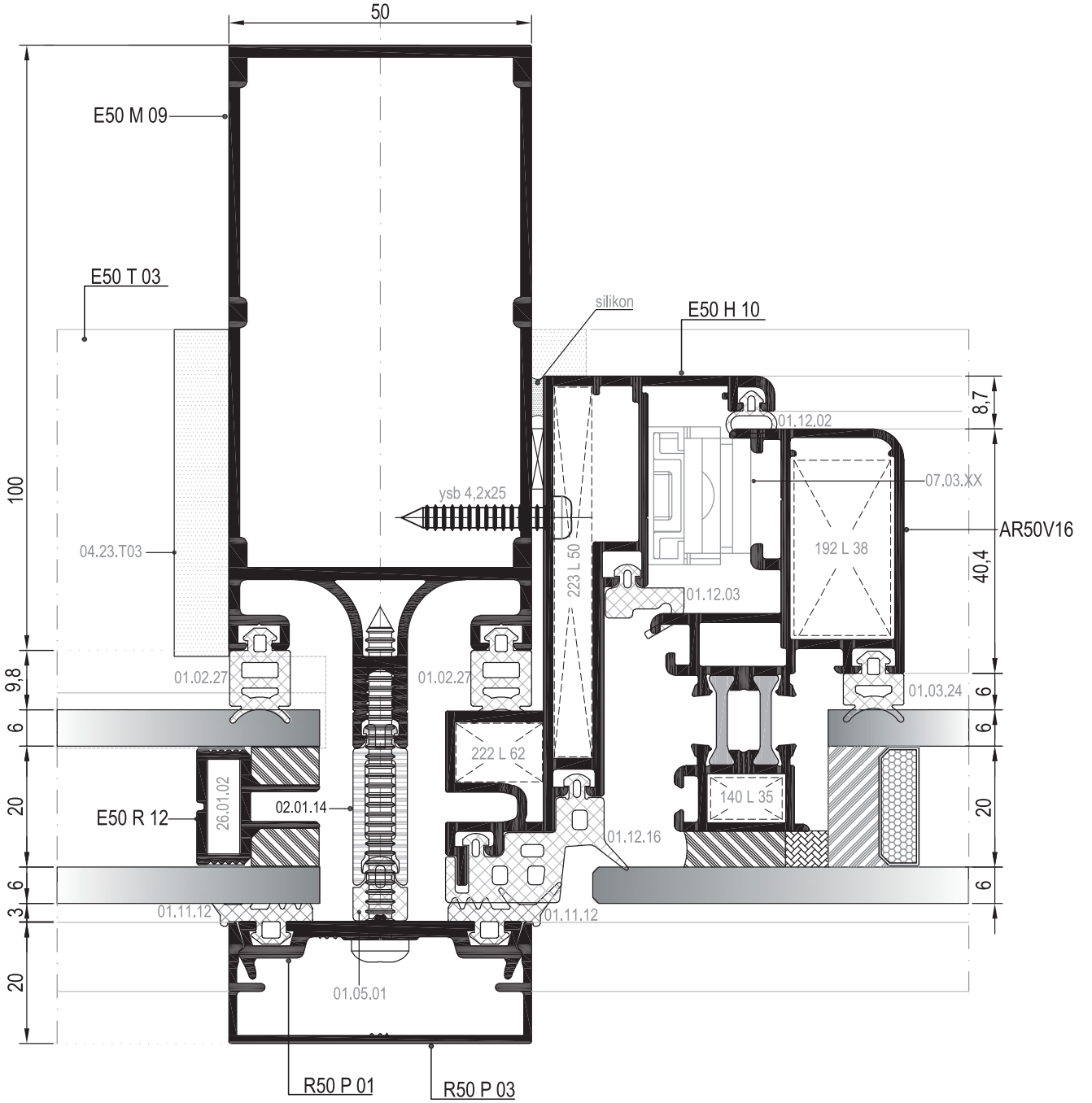
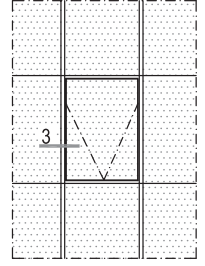
DÜŞEY SİLİKON YATAY KAPAKLI SİSTEM GİZLİ KANAT YATAY DETAYI
SEMI STRUCTURAL SYSTEM HIDDEN VENT HORIZONTAL DETAIL



② DETAYI
DETAIL

DIŞ
(OUTSIDE) ➔

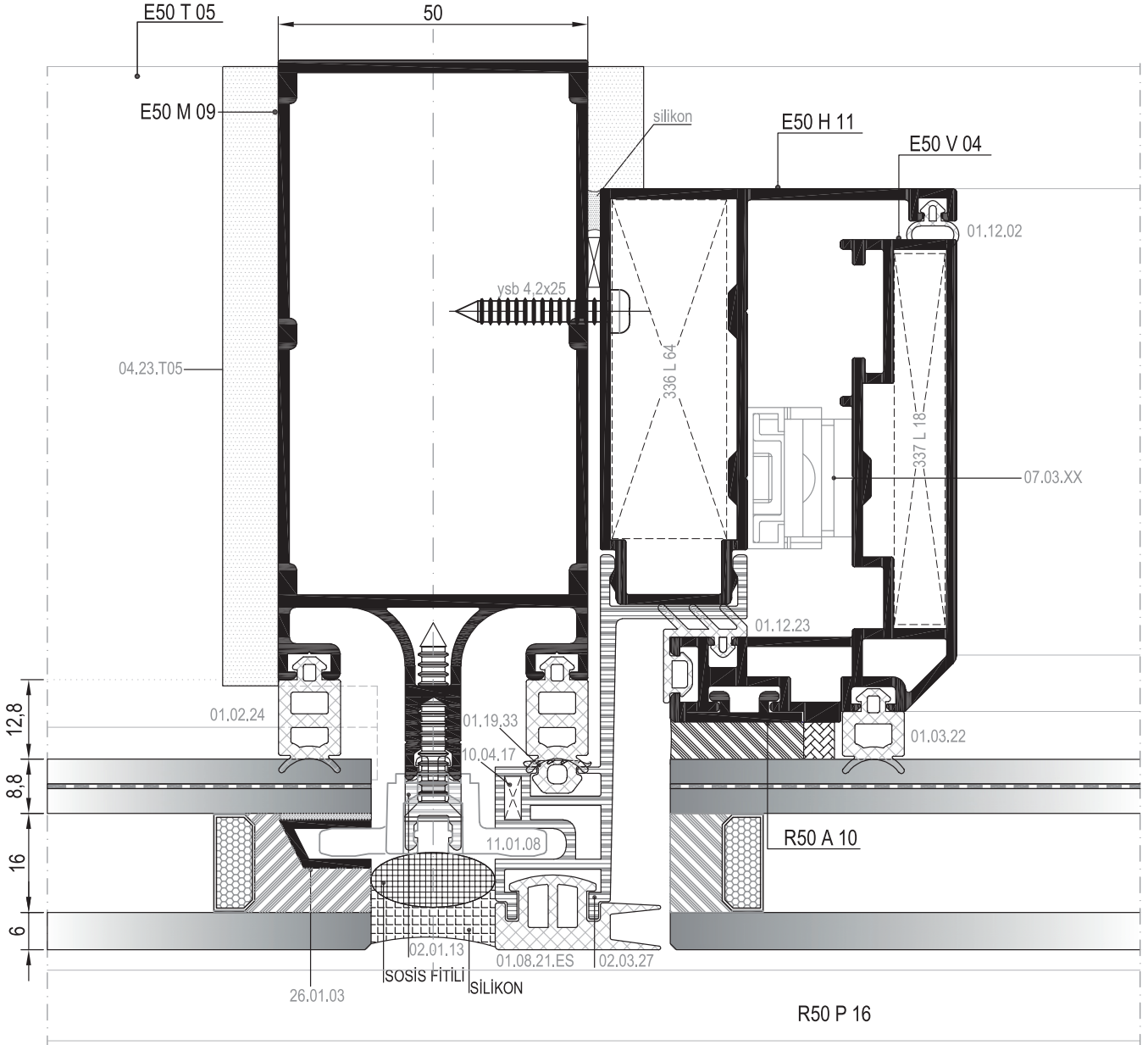
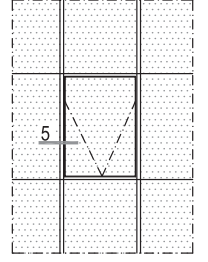
YATAY SİLİKON DÜŞEY KAPAKLI SİSTEM GİZLİ KANAT DÜŞEY DETAYI
SEMI STRUCTURAL SYSTEM HIDDEN VENT VERTICAL DETAIL



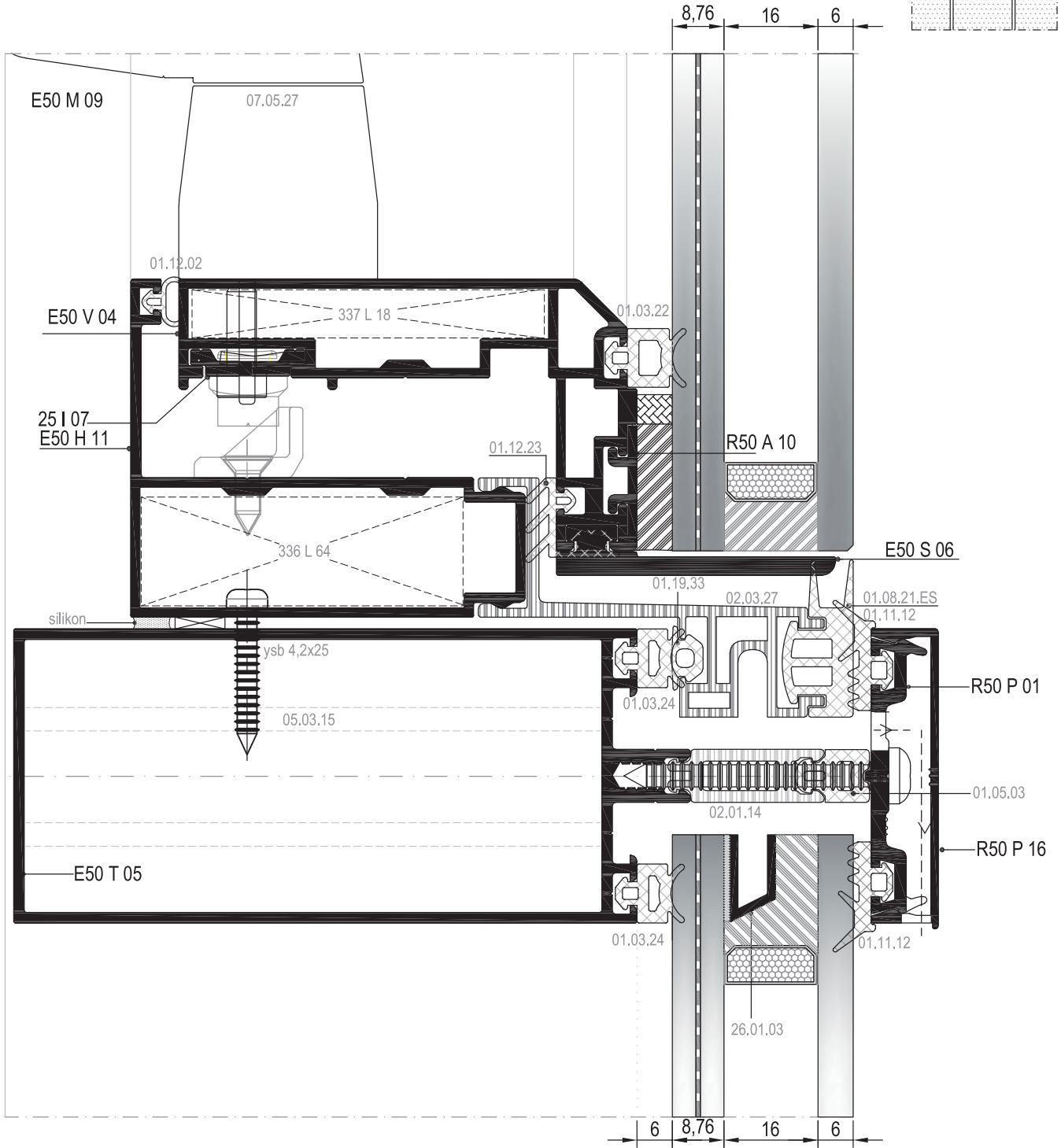
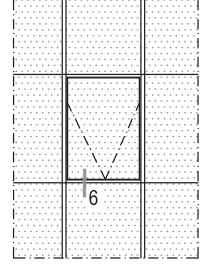
③ DETAYI
DETAIL

DIŞ
(OUTSIDE)

DÜŞEY SİLİKON YATAY KAPAKLI SİSTEM GİZLİ KANAT DÜŞEY DETAYI
SEMI STRUCTURAL SYSTEM HIDDEN VENT VERTICAL DETAIL



DÜŞEY SİLİKON YATAY KAPAKLI SİSTEM GİZLİ KANAT YATAY DETAYI
SEMI STRUCTURAL SYSTEM HIDDEN VENT HORIZONTAL DETAIL



⑥ DETAYI
DETAIL

DIŞ
(OUTSIDE) ➔

MİMARİ KATALOG

ARCHITECTURAL CATALOGUE

Alüminyum Kapı Pencere ve Giydirme Cephe Sistemleri
Aluminium Window Doors and Facade Systems

E50

AKSESUARLAR

ACCESSORIES

01

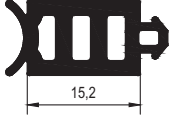
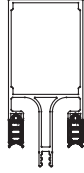

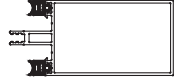

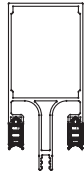





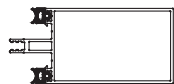

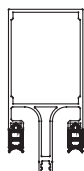







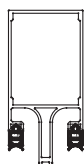



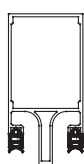

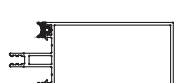
02


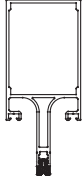

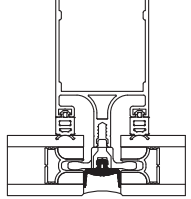

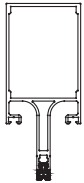

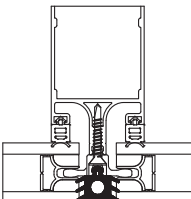

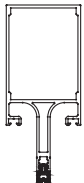

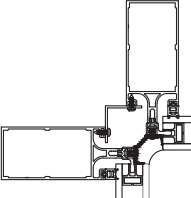

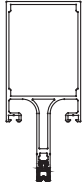

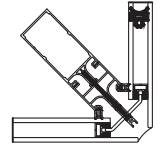

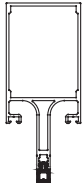

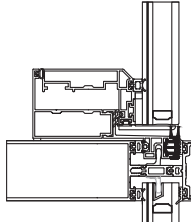

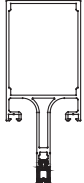

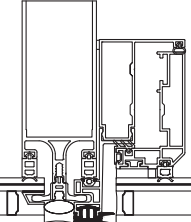

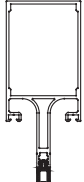
03

04

05

06

01	 <p>01.02.21 CAM FİTİLİ GLAZING GASKET Malzeme / Material : EPDM Ağırlık / Weight : 174 gr/m Paket / Package: 88 m / 15 kg</p>		 <p>01.03.21 CAM FİTİLİ GLAZING GASKET Malzeme / Material : EPDM Ağırlık / Weight : 110 gr/m Paket / Package: 130 m / 15 kg</p>	
02	 <p>01.02.22 CAM FİTİLİ GLAZING GASKET Malzeme / Material : EPDM Ağırlık / Weight : 166 gr/m Paket / Package: 88 m / 15 kg</p>		 <p>01.03.22 CAM FİTİLİ GLAZING GASKET Malzeme / Material : EPDM Ağırlık / Weight : 90 gr/m Paket / Package: 161 m / 15 kg</p>	
03	 <p>01.02.23 CAM FİTİLİ GLAZING GASKET Malzeme / Material : EPDM Ağırlık / Weight : 145 gr/m Paket / Package: 102 m / 15 kg</p>		 <p>01.03.23 CAM FİTİLİ GLAZING GASKET Malzeme / Material : EPDM Ağırlık / Weight : 85 gr/m Paket / Package: 170 m / 15 kg</p>	
04	 <p>01.02.24 CAM FİTİLİ GLAZING GASKET Malzeme / Material : EPDM Ağırlık / Weight : 140 gr/m Paket / Package: 107 m / 15 kg</p>		 <p>01.03.24 CAM FİTİLİ GLAZING GASKET Malzeme / Material : EPDM Ağırlık / Weight : 81 gr/m Paket / Package: 185 m / 15 kg</p>	
05	 <p>01.02.25 CAM FİTİLİ GLAZING GASKET Malzeme / Material : EPDM Ağırlık / Weight : 135 gr/m Paket / Package: 111 m / 15 kg</p>		 <p>01.03.25 CAM FİTİLİ GLAZING GASKET Malzeme / Material : EPDM Ağırlık / Weight : 70 gr/m Paket / Package: 211 m / 15 kg</p>	
06	 <p>01.02.26 CAM FİTİLİ GLAZING GASKET Malzeme / Material : EPDM Ağırlık / Weight : 126 gr/m Paket / Package: 115 m / 15 kg</p>		 <p>01.03.26 CAM FİTİLİ GLAZING GASKET Malzeme / Material : EPDM Ağırlık / Weight : 66 gr/m Paket / Package: 200 m / 15 kg</p>	
	 <p>01.02.27 CAM FİTİLİ GLAZING GASKET Malzeme / Material : EPDM Ağırlık / Weight : 116 gr/m Paket / Package: 127 m / 15 kg</p>		 <p>01.03.27 CAM FİTİLİ GLAZING GASKET Malzeme / Material : EPDM Ağırlık / Weight : 56 gr/m Paket / Package: 242 m / 15 kg</p>	

	<p>01.05.01 ORTA BASKI FİTİLİ CENTRAL GASKET</p> <p>Malzeme / Material : EPDM Ağırlık / Weight : 84 gr/m Paket / Package : 178 m / 15 kg</p>			<p>01.07.16.ES DERZ FİTİLİ JOINT GASKET</p> <p>Malzeme / Material : SİLİKON UYUMLU EPDM / Epdm compatible with silicone Ağırlık / Weight : 108 gr/m Paket / Package : 138 m / 15 kg</p>	
	<p>01.05.02 ORTA BASKI FİTİLİ CENTRAL GASKET</p> <p>Malzeme / Material : EPDM Ağırlık / Weight : 92 gr/m Paket / Package : 163 m / 15 kg</p>			<p>01.07.18 DERZ FİTİLİ JOINT GASKET</p> <p>Malzeme / Material : EPDM Ağırlık / Weight : 221 gr/m Paket / Package : 67 m / 15 kg</p>	
	<p>01.05.03 ORTA BASKI FİTİLİ CENTRAL GASKET</p> <p>Malzeme / Material : EPDM Ağırlık / Weight : 98 gr/m Paket / Package : 153 m / 15 kg</p>		 <p>ÖLÇEK/SCALE: 1:2</p>	<p>01.07.26.ES DERZ FİTİLİ GAP GASKET</p> <p>Malzeme / Material : SİLİKON UYUMLU EPDM / Epdm compatible with silicone Ağırlık / Weight : 223 gr/m Paket / Package : 65 m / 14,5 kg</p>	
	<p>01.05.04 ORTA BASKI FİTİLİ CENTRAL GASKET</p> <p>Malzeme / Material : EPDM Ağırlık / Weight : 102 gr/m Paket / Package : 147 m / 15 kg</p>			<p>01.07.27.ES DERZ FİTİLİ GAP GASKET</p> <p>Malzeme / Material : SİLİKON UYUMLU EPDM / Epdm compatible with silicone Ağırlık / Weight : 130 gr/m Paket / Package : 115 m / 15 kg</p>	
	<p>01.05.05 ORTA BASKI FİTİLİ CENTRAL GASKET</p> <p>Malzeme / Material : EPDM Ağırlık / Weight : 134 gr/m Paket / Package : 112 m / 15 kg</p>		 <p>7,6</p>	<p>01.08.21.ES KANAT FİTİLİ VENT GASKET</p> <p>Malzeme / Material : SİLİKON UYUMLU EPDM / Epdm compatible with silicone Ağırlık / Weight : 200 gr/m Paket / Package : 75 m / 15 kg</p>	
	<p>01.05.06 ORTA BASKI FİTİLİ CENTRAL GASKET</p> <p>Malzeme / Material : EPDM Ağırlık / Weight : 107 gr/m Paket / Package : 140 m / 15 kg</p>		 <p>13,6</p>	<p>01.08.22.ES KANAT FİTİLİ VENT GASKET</p> <p>Malzeme / Material : SİLİKON UYUMLU EPDM / Epdm compatible with silicone Ağırlık / Weight : 263 gr/m Paket / Package : 57 m / 15 kg</p>	
	<p>01.05.08 ORTA BASKI FİTİLİ CENTRAL GASKET</p> <p>Malzeme / Material : EPDM Ağırlık / Weight : 125 gr/m Paket / Package : 120 m / 15 kg</p>			<p>01.08.29 KASA FİTİLİ FRAME GASKET</p> <p>Malzeme / Material : EPDM Ağırlık / Weight : gr/m Paket / Package : m / 15 kg E50TT SİSTEM İÇİN.</p>	

01


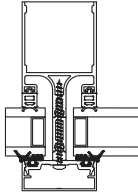

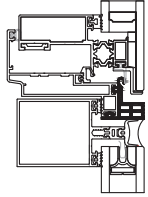

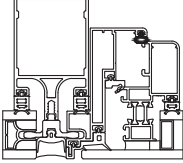

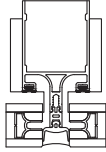

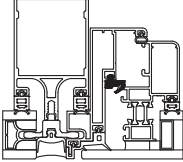

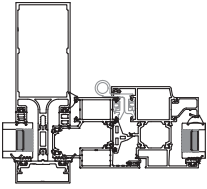



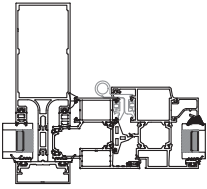

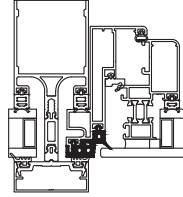

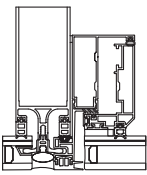

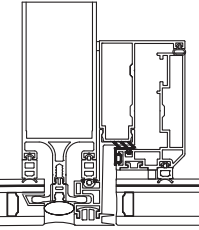

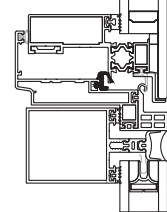
02


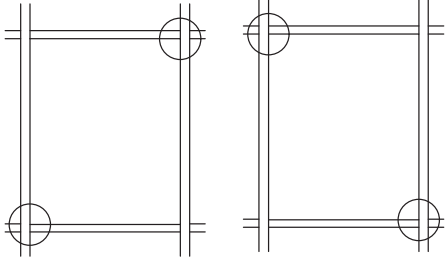
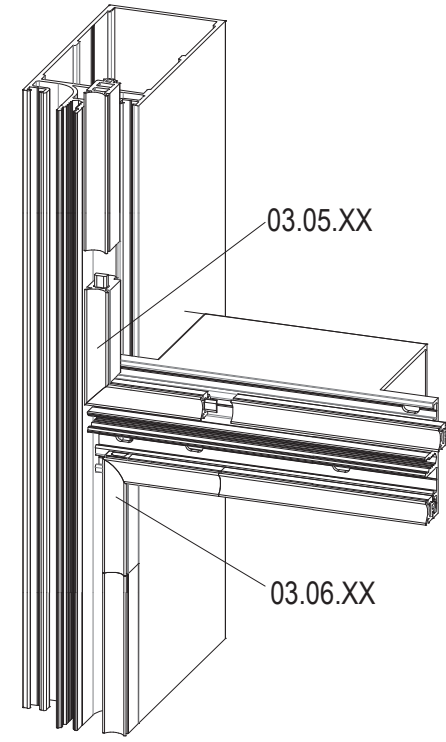







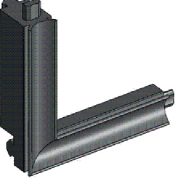





03

04

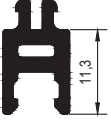
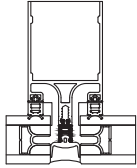

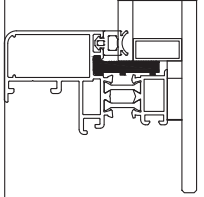

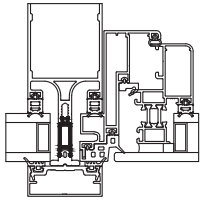
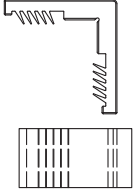
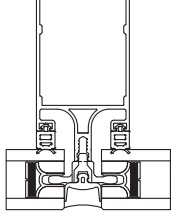
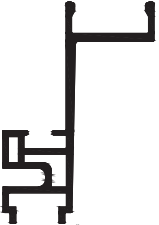
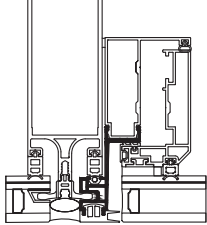
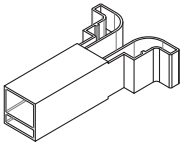
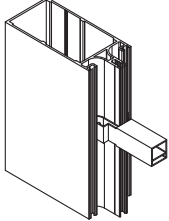
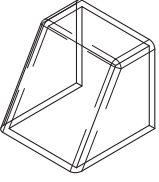
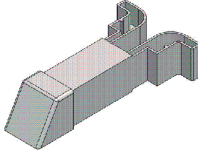
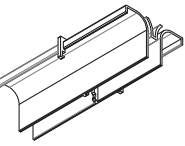
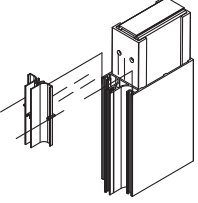
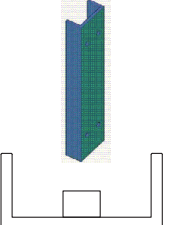
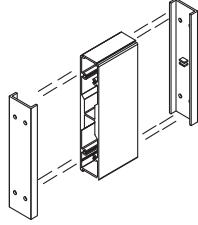
05

06

01	 <p>01.11.12 DIŞ CAM FİTİLİ GLAZING GASKET (OUT)</p> <p>Malzeme / Material : EPDM Ağırlık / Weight : 90 gr/m Paket / Package: 166 m / 15 kg</p> 	 <p>01.12.28.ES KASA FİTİLİ FRAME GASKET</p> <p>Malzeme / Material : SİLİKON UYUMLU EPDM / Epdm compatible with silicone Ağırlık / Weight : --- gr/m Paket / Package: --- m / 15 kg</p> <p>ÖLÇEK/SCALE: 1:2</p> 
02	 <p>01.12.02 KASET BİNİ FİTİLİ ACOUSTICAL GASKET</p> <p>Malzeme / Material : EPDM Ağırlık / Weight : 32 gr/m Paket / Package: 468 m / 15 kg</p> 	 <p>01.14.01 BİTİŞ FİTİLİ FINISHING GASKET</p> <p>Malzeme / Material : EPDM Ağırlık / Weight : 30 gr/m Paket / Package: 500 m / 15 kg</p> 
03	 <p>01.12.03 KASET BİNİ FİTİLİ ACOUSTICAL GASKET</p> <p>Malzeme / Material : EPDM Ağırlık / Weight : 84 gr/m Paket / Package: 178 m / 15 kg</p> 	 <p>01.17.04 İÇ CAM FİTİLİ 3,6 mm INSIDE GLAZING GASKET 3,6 mm</p> <p>Malzeme / Material : EPDM Ağırlık / Weight : 71 gr/m Paket / Package: 210m / 15 kg</p> 
04	 <p>01.12.15.ES KASA FİTİLİ FRAME GASKET</p> <p>Malzeme / Material : SİLİKON UYUMLU EPDM / Silicone compatible epdm gasket Ağırlık / Weight : 190 gr/m Paket / Package: 79 m / 15 kg</p> 	 <p>01.17.05 İÇ CAM FİTİLİ 4,6 mm INSIDE GLAZING GASKET 4,6 mm</p> <p>Malzeme / Material : EPDM Ağırlık / Weight : 89 gr/m Paket / Package: 168m / 15 kg</p> 
05	 <p>01.12.16 KASA FİTİLİ FRAME GASKET</p> <p>Malzeme / Material : EPDM Ağırlık / Weight : 290 gr/m Paket / Package: 47 m / 15 kg</p> 	 <p>01.19.33 KASA ADAPTÖR FİTİLİ FRAME ADAPTER GASKET</p> <p>Malzeme / Material : EPDM Ağırlık / Weight : 42 gr/m Paket / Package: 357,1 m / 15 kg</p> 
06	 <p>01.12.23 KANAT BİNİ FİTİLİ VENT GASKET</p> <p>Malzeme / Material : EPDM Ağırlık / Weight : 90 gr/m Paket / Package: 167 m / 15 kg</p> 	
	 <p>01.12.27 KASET BİNİ FİTİLİ ACOUSTICAL GASKET</p> <p>Malzeme / Material : EPDM Ağırlık / Weight : --- gr/m Paket / Package: --- m / 15 kg</p> 	

	<p>03.05.21</p> <p>KÖŞE FİTİLİ (SAĞ) CORNER GASKET (RIGHT)</p> <p>Malzeme / Material : EPDM 01.02.21 - 01.03.21</p>	 		<p>03.06.21</p> <p>KÖŞE FİTİLİ (SOL) CORNER GASKET (LEFT)</p> <p>Malzeme / Material : EPDM 01.02.21 - 01.03.21</p>	01
	<p>03.05.22</p> <p>KÖŞE FİTİLİ (SAĞ) CORNER GASKET (RIGHT)</p> <p>Malzeme / Material : EPDM 01.02.22 - 01.03.22</p>			<p>03.06.22</p> <p>KÖŞE FİTİLİ (SOL) CORNER GASKET (LEFT)</p> <p>Malzeme / Material : EPDM 01.02.22 - 01.03.22</p>	02
	<p>03.05.23</p> <p>KÖŞE FİTİLİ (SAĞ) CORNER GASKET (RIGHT)</p> <p>Malzeme / Material : EPDM 01.02.23 - 01.03.23</p>			<p>03.06.23</p> <p>KÖŞE FİTİLİ (SOL) CORNER GASKET (LEFT)</p> <p>Malzeme / Material : EPDM 01.02.23 - 01.03.23</p>	03
	<p>03.05.24</p> <p>KÖŞE FİTİLİ (SAĞ) CORNER GASKET (RIGHT)</p> <p>Malzeme / Material : EPDM 01.02.24 - 01.03.24</p>			<p>03.06.24</p> <p>KÖŞE FİTİLİ (SOL) CORNER GASKET (LEFT)</p> <p>Malzeme / Material : EPDM 01.02.24 - 01.03.24</p>	04
	<p>03.05.25</p> <p>KÖŞE FİTİLİ (SAĞ) CORNER GASKET (RIGHT)</p> <p>Malzeme / Material : EPDM 01.02.25 - 01.03.25</p>			<p>03.06.25</p> <p>KÖŞE FİTİLİ (SOL) CORNER GASKET (LEFT)</p> <p>Malzeme / Material : EPDM 01.02.25 - 01.03.25</p>	05
	<p>03.05.26</p> <p>KÖŞE FİTİLİ (SAĞ) CORNER GASKET (RIGHT)</p> <p>Malzeme / Material : EPDM 01.02.26 - 01.03.26</p>			<p>03.06.26</p> <p>KÖŞE FİTİLİ (SOL) CORNER GASKET (LEFT)</p> <p>Malzeme / Material : EPDM 01.02.26 - 01.03.26</p>	06
	<p>03.05.27</p> <p>KÖŞE FİTİLİ (SAĞ) CORNER GASKET (RIGHT)</p> <p>Malzeme / Material : EPDM 01.02.27 - 01.03.27</p>			<p>03.06.27</p> <p>KÖŞE FİTİLİ (SOL) CORNER GASKET (LEFT)</p> <p>Malzeme / Material : EPDM 01.02.27 - 01.03.27</p>	

01	 <p>03.06.08 KÖŞE FİTİLİ (SAĞ) CORNER GASKET (RIGHT) 01.12.15 İLE 01.12.16 BİRLEŞİMİ İÇİN / FOR THE COMBINATION OF 01.12.15 AND 01.12.16</p> <p>Malzeme / Material : EPDM</p>				
02	 <p>03.06.09 KÖŞE FİTİLİ (SAĞ) CORNER GASKET (RIGHT) 01.12.15 İLE 01.12.16 BİRLEŞİMİ İÇİN / FOR THE COMBINATION OF 01.12.15 AND 01.12.16</p> <p>Malzeme / Material : EPDM</p>				
03	 <p>03.07.05 KÖŞE ENJEKSİYON FİTİLİ CORNER GASKET 01.12.23 İÇİN / FOR 01.12.23</p> <p>Malzeme / Material : EPDM</p>				
04	 <p>03.07.06.ES KÖŞE ENJEKSİYON FİTİLİ CORNER GASKET 01.08.21 İÇİN / FOR 01.08.21</p> <p>Malzeme / Material : SİLİKON UYUMLU EPDM / Epdm compatible with silicone</p>				
05					
06					

 <p>11,3</p>	<p>02.01.13 PVC PROFİL PVC PROFILE Malzeme / Material : PVC</p>			<p>11.02.15 CAM TAKOZU GLASS SUPPORT Malzeme / Material : PVC</p>	
 <p>22,7</p>	<p>02.01.14 PVC PROFİL PVC PROFILE Malzeme / Material : PVC</p>			<p>26.01.02 KÖŞE TAKOZU CORNER CLEAT E50 R 12 İÇİN / FOR E50 R 12 Malzeme / Material : PVC</p>	
 <p>ÖLÇEK/SCALE: 1:2</p>	<p>02.03.27 KASA İÇİN PVC PROFİL PVC PROFILE FOR FRAME Malzeme / Material : PVC</p>				
	<p>03.01.04 SU TAHLİYE PARÇASI (ÇÖRTEN) WATER DRAINAGE PIECE Malzeme / Material : PVC</p>				
	<p>04.02.08 SU TAHLİYE PARÇASI KAPAĞI CAP FOR WATER DRAINAGE PIECE Malzeme / Material : PVC</p>				
	<p>03.01.05 TAHLİYE EK PARÇASI DISCHARGE FITTINGS Malzeme / Material : PVC</p>				
	<p>04.10.38 DİLATASYON PROFİL KAPAĞI CAP FOR DILATATION PROFILE Malzeme / Material : PVC</p>				

01

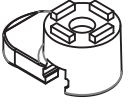
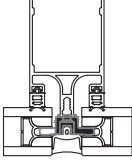
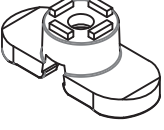
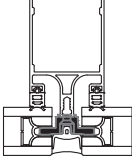
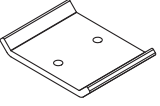
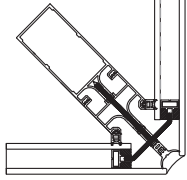

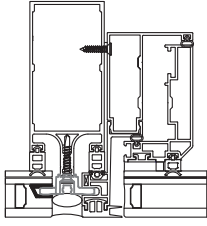

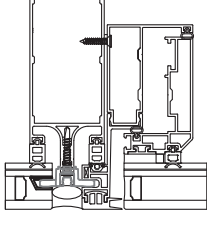
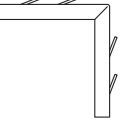
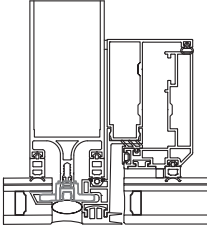
02

03


04

05

06

01	 <p>11.01.08 TEKLİ CAM TUTUCU SINGLE GLASS HOLDER Malzeme / Material : Zamak</p>				
02	 <p>11.01.09 ÇİFTLİ CAM TUTUCU DOUBLE GLASS HOLDER Malzeme / Material : Zamak</p>				
03	 <p>11.01.17 KÖŞE İÇİN CAM TUTUCU PARÇASI GLASS HOLDER FOR CORNER Malzeme / Material : Alüminyum</p>				
04	 <p>26.01.03 PARÇA U ÇİTA PROFİLİ U PROFILE PIECE Malzeme / Material : Aluminium Band</p>				
05	 <p>02.02.05 ÇİFT TARAFI YAPIŞKANLI BANT DOUBLE SIDED ADHESIVE TAPE Malzeme / Material : Bant Kalınlık / Thickness : 1mm</p>				
06	 <p>10.04.17 KÖŞE ÇAVUŞU CORNER CLEAT 02.03.27 İÇİN / FOR 02.03.27 Malzeme / Material : SAC/ iron plate</p>				

CEPHE MAKASLARI / ARMS FOR CURTAIN WALL



GIESSE CEPHE MAKASLARI
GIESSE ARMS FOR CURTAIN WALL

Malzeme / Material : Paslanmaz Çelik
Stainless Steel

EN 13126-6 : 2007

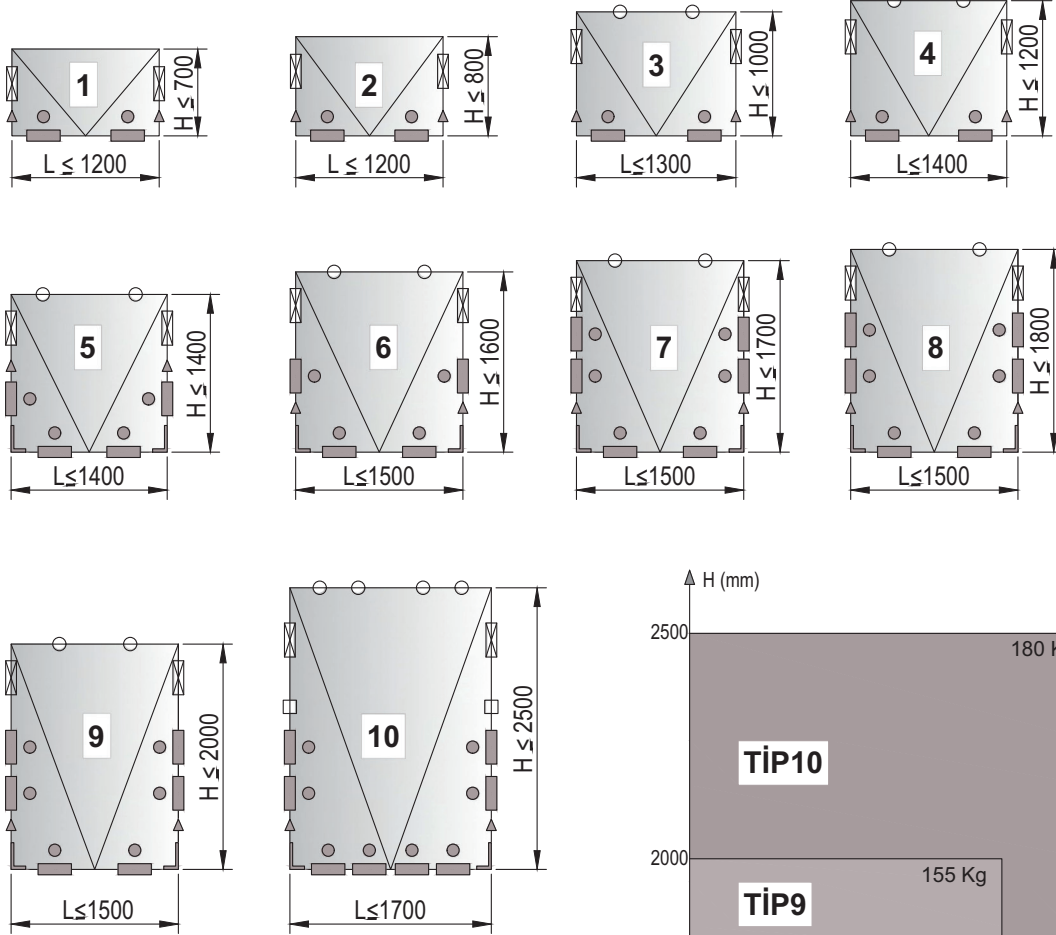
GIESSE DIŐA AÇILIM MAKAS GIESSE ARM FOR TOP HUNG	MAKAS BOYU ARM LENGHT		KANAT GENİŐLİĐİ SASH WIDTH (mm)	KANAT YÜKSEKLİĐİ SASH HEIGHT (mm)	KANAT AĐIRLIĐI SASH WEIGHT (Kg)	MAX.AÇMA DERECESİ MAX.OPENING ANGLE
	INCH	MM				
07.03.14	10"	261,5	1200	700	50 kg	35°
07.03.02	12"	317,5	1200	800	60 kg	30° / 35°
07.03.03	14"	353,5	1300	1000	69,5 kg	30° / 35°
07.03.13	16"	414,5	1400	1200	88,5 kg	25° / 30°
07.03.04	18"	458,5	1400	1400	102 kg	25° / 30°
07.03.12	20"	511,5	1500	1600	135 kg	20° / 25°
07.03.15	22"	556,5	1500	1700	137 kg	20° / 25°
07.03.16	24"	602,5	1500	1800	139 kg	20° / 25°
07.03.17	28"	707,5	1500	2000	155 kg	10° / 15° / 20°
07.03.18*	26"	690	*1700	*2500	*180 kg	*7°

ÖZEL RÜZGAR YÜKÜ KOŐULLARI İÇİN SİPARİŐ ÖNCESİ BİLGİ ALINMALIDIR.
FOR SPECIAL WIND LOAD CONDITIONS TAKE ADİTIONAL INFORMATION BEFORE ORDERING.

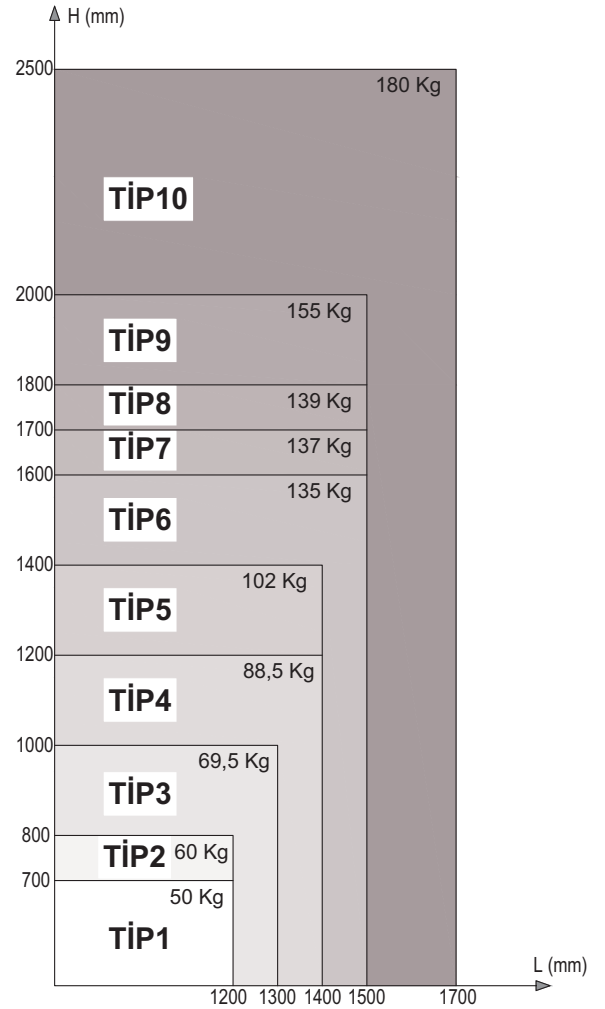
*07.03.18 KODLU MAKAS İLAVE LİMİTLEME MAKASI İLE BİRLİKTE KULLANILMALIDIR.
07.03.18 ARM MUST BE USED WITH ADİTIONAL LASER ARM

KİLİTLEME SETLERİ / LOCKING KITS

KANAT EBATLARINA GÖRE KİLİTLEME TİPLERİ
TYPES OF LOCKING KITS FOR TOP HUNG WINDOW



		07.03.xx
		07.09.09
		07.13.06
		11.01.01
		07.09.10
		07.21.02
		07.03.19



KİLİTLEME SETLERİ TABLOSU / LOCKING KITS TABLE

KİLİTLEME TİPLERİNE GÖRE AKSESUAR SEÇİM TABLOSU
ACCESSORIES SELECTION TABLE ACCORDING TO LOCKING TYPES

TİP TYPE	MAKAS (tk) ARM (tk)	07.05.27 CEPHE KOLU HANDLE	*07.25.XX KOL BAĞLANTISI CONNECTION ROD	07.09.09 KARŞILIK STRIKER	07.13.06 PİM PAWL	11.01.01 KANAT YAN TAKOZU SUPPORT BLOCK	07.09.10 ÜST KİLİTLEME BURGLAR BOLT	07.21.02 KÖŞE DÖNME CORNER DRIVE	07.03.19 LİMİTLEME MAKASI LASER ARM
1	07.03.14	1	2	2	2	2			
2	07.03.02	1	2	2	2	2			
3	07.03.03	1	2	2	2	2	2		
4	07.03.13	1	2	2	2	2	2		
5	07.03.04	1	2	4	4	2	2	2	
6	07.03.12	1	2	4	4	2	2	2	
7	07.03.15	1	2	6	6	2	2	2	
8	07.03.16	1	2	6	6	2	2	2	
9	07.03.17	1	2	6	6	2	2	2	
10	07.03.18	1	2	8	8	2	4	2	2

*07.25.03 Giesse kol bağlantı parçası AR50V16 kodlu kanat profili ile kullanılmalıdır.
07.25.03 Giesse connection rod should be used AR50V16 vent profile.

*07.25.06 Giesse kol bağlantı parçası E50 V 04 kodlu kanat profil ile kullanılmalıdır.
07.25.06 Giesse connection rod should be used E50 V 04 vent profile.

*Giesse kol ve kilitleme aksesuarları 25 I 07 tij profili ile kullanılmalıdır.
Giesse handle and locking accessories should be used with 25 I 07 rod profile

PARALEL AÇILIM MAKASLARI / SHEAR PARALLEL EXPANSION



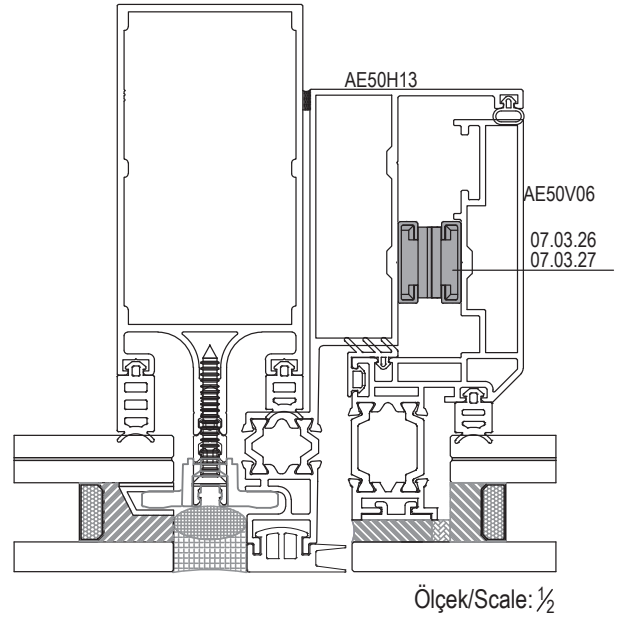
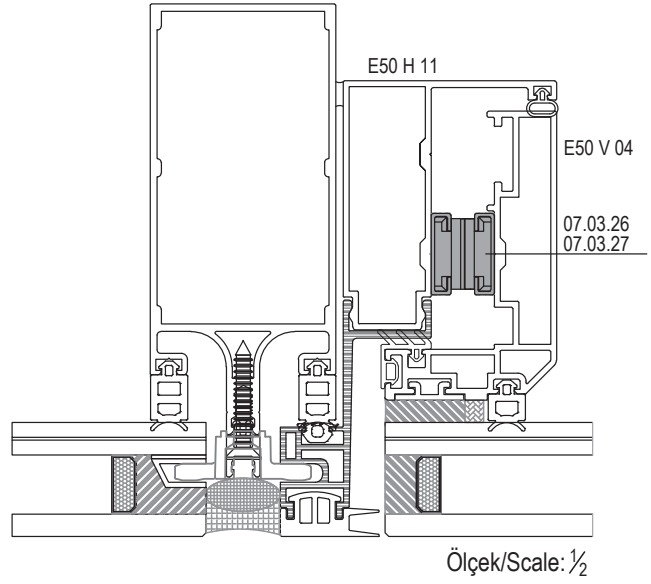
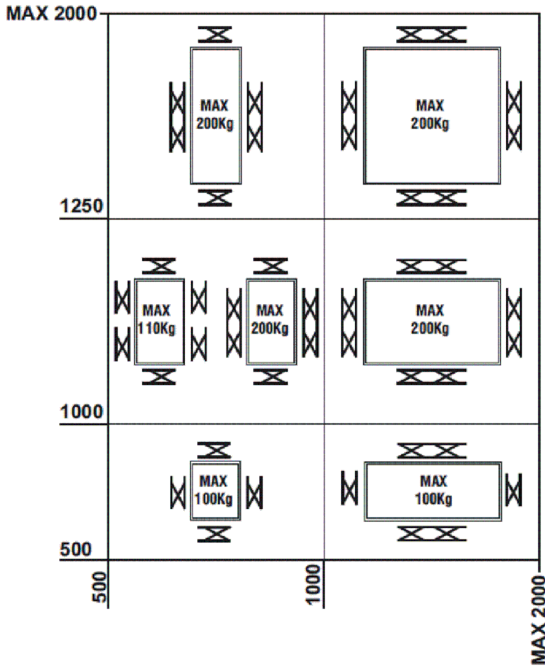
07.03.26

GIESSE PARALEL MAKAS (TEKLİ) 17mm
GIESSE PARALLEL ARMS (SINGLE) 17mm



07.03.27

GIESSE PARALEL MAKAS (ÇİFTLİ) 17mm
GIESSE PARALLEL MAKAS (DOUBLE) 17mm



***60 KG AĞIRLIĞINDAKİ VEYA > 1250x1250MM BÜYÜKLÜĞÜNDEKİ KANATLAR İÇİN MOTOR KULLANILMALIDIR.


FOR SASHES WEIGHING > 60 KG OR SIZED > 1250 x 1250MM IT IS REQUIRED TO USE A SASH OPENING AND CLOSING SYSTEM THAT USES MOTORS.

***GIESSE PARALEL MAKASLAR E50 V 04 VE AE50V06 KANAT PROFİLLERİ İLE KULLANILMALIDIR.

GIESSE PARALLEL ARMS SHOULD BE USED WITH E50 V 04 AND AE50V06 VENT PROFILES.

***TABLODA BELİRTİLEN ÖLÇÜLERİN DIŞINDAKİ KANATLARIN PARALEL AÇILIMA UYGUNLUĞU İÇİN MÜŞTERİ TEMSİLCİNİZ İLE İRTİBATA GEÇEBİLİRSİNİZ.
YOU CAN CONTACT YOUR CUSTOMER REPRESENTATIVE FOR CONVENIENCE OF PARALLEL OPENING OF THE VENTS, WHICH ARE NOT SPECIFIED IN THE TABLE, AS EXCEPTIONAL DIMENSIONS.

PARALEL AÇILIM MAKASLARI / SHEAR PARALLEL EXPANSION



GU PARALEL AÇILIM MAKAS
GU SHEAR PARALLEL EXPANSION

Malzeme / Material : Paslanmaz Çelik
Stainless Steel

*GU PARALEL MAKASLAR AE50V05 KANAT PROFİLİ İLE KULLANILMALIDIR.
GU PARALLEL ARMS SHOULD BE USED WITH AE50V05 VENT PROFILE.

*1500MM GENİŞLİK, 1250MM YÜKSEKLİĞİN ÜZERİNDEKİ KANATLAR MOTORLU UYGULAMA YAPILMALIDIR.
L>1500MM, H>1250MM SIZES MUST BE OPERATED VIA CHAIN ACTUATORS.

*2000MM GENİŞLİK, 3000MM YÜKSEKLİK VE 200 KG'A KADAR KANATLAR MANUEL OLARAK KUMANDA EDİLEBİLİR.
L=2000 MM, H>3000MM SIZES AND W=200KG CAN BE OPERATED MANUALLY

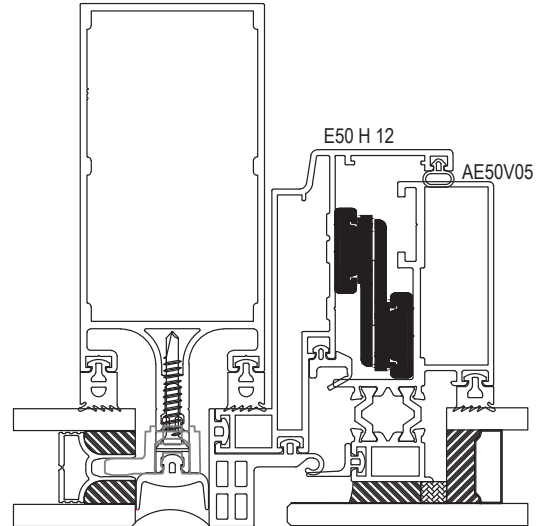
*DİKEY OLARAK MONTE EDİLEN HER BİR PARALEL MAKAS TİPİNE UYGUN 1 ADET STOPLAMA MAKASI KULLANILMALIDIR.
EACH ARM, ASSEMBLED VERTICALLY, MUST BE USED WITH APPROPRIATE STOPPER PLATE

*TABLODA BELİRTİLEN ÖLÇÜLERİN DIŞINDAKİ KANATLARIN PARALEL AÇILIMA UYGUNLUĞU İÇİN MÜŞTERİ TEMSİLCİNİZ İLE İRTİBATA GEÇEBİLİRSİNİZ.
YOU CAN CONTACT YOUR CUSTOMER REPRESENTATIVE FOR CONVENIENCE OF PARALLEL OPENING OF THE VENTS, WHICH ARE NOT SPECIFIED IN THE TABLE, AS EXCEPTIONAL DIMENSIONS.

KANAT EBATLARINA GÖRE PARALEL AÇILIM MAKAS SEÇİM TABLOSU
SELECTION TABLE FOR PARALLEL OPENING ARM

KANAT YÜKSEKLİĞİ / SASH HEIGHT (mm)	KANAT GENİŞLİĞİ / SASH WIDTH (mm)																		
	250	350	450	550	670	750	850	950	1050	1150	1230	1300	1400	1500	1600	1700	1800	1900	2000
3000																			
2900																			
2800																			
2700																			
2600	E6	E7	E8																E10
2500																			
2400																			
2300																			
2200																			
2100																			
2000																			
1900	D6	D7	D8																
1800																			
1700																			
1600																			
1500																			
1400																			
1300	D1	D2	D3																
1230																			
1150																			
1050	C1	C2	C3																C5
970																			
850	B1	B2	B3																B5
750																			
650	A1	A2	A3																A5

	YAN MAKASLAR / SIDE MOUNTED HINGES						MAKS.AĞIRLIK MAX.WEIGHT	ALT-ÜST MAKASLAR / CONTROL STAYS				
	SOL YAN LEFT SIDE		SAĞ YAN RIGHT SIDE		STOPLAMA STOPS			ÜST TOP		ALT BOTTOM		
	KOD CODE	ADET QUANTITY	KOD CODE	ADET QUANTITY	KOD CODE	ADET QUANTITY		KOD CODE	ADET QUANTITY	KOD CODE	ADET QUANTITY	
A	07.03.47.	1	07.03.46.	1	07.03.55.	2	100 kg	1	07.03.45.	1	-	
B	07.03.49.	1	07.03.48.	1	07.03.54.	2	100 kg	2	07.03.46.	1	-	
C	07.03.51.	1	07.03.50.	1	07.03.56.	2	200 kg	3	07.03.48.	1	-	
D	07.03.53.	1	07.03.52.	1	07.03.54.	2	200 kg	4	07.03.50.	1	-	
E	07.03.53.	2	07.03.52.	2	07.03.54.	4	200 kg	5	07.03.52.	1	-	
								6	07.03.45.	1	07.03.45.	1
								7	07.03.46.	1	07.03.46.	1
								8	07.03.48.	1	07.03.48.	1
								9	07.03.50.	1	07.03.50.	1
								10	07.03.52.	1	07.03.52.	1




Ölçek/Scale: 1/2

PENCERE MOTORLARI / WINDOW MOTORS

01

KOD CODE	AÇIKLAMA DESCRIPTION
07.28.05	GIESSE ZİNCİRLİ PENCERE MOTORU / GIESSE VARIA SLIM RADIO
07.28.07	GIESSE ZİNCİRLİ PENCERE MOTORU / GIESSE VARIA SLIM
07.28.08	GIESSE ZİNCİRLİ PENCERE MOTORU / GIESSE VARIA SLIM



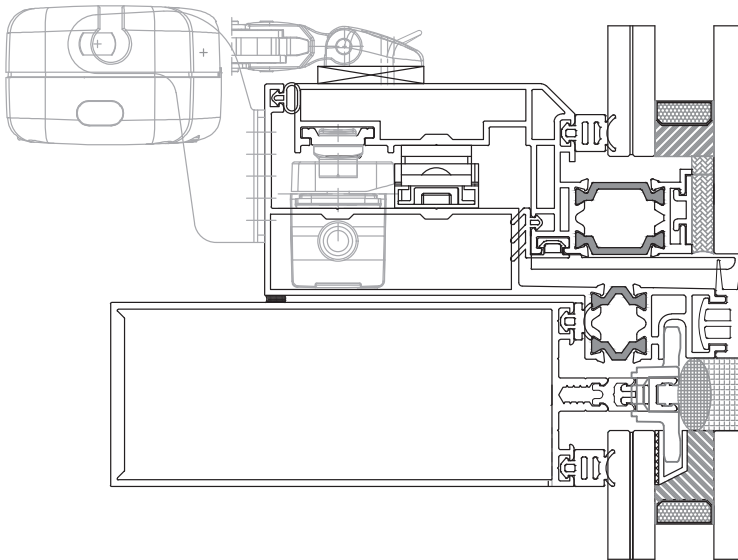
02

KOD CODE	AÇIKLAMA DESCRIPTION
07.28.09	GIESSE UZAKTAN KUMANDA / GIESSE REMOTE CONTROL



03

04


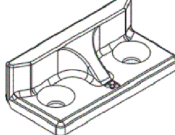


05

06

Ölçek/Scale: 1

GIESSE KANAT AÇILIM AKSESUARLARI / GIESSE OPENING ACCESSORIES FOR TOP - HUNG WINDOW

 <p>07.05.27 GIESSE CEPHE KOLU GIESSE HANDLE FOR CURTAIN WALL Renk / Colour : Siyah-Gri Black-Grey</p>	 <p>07.25.03 GIESSE KOL BAĞLANTI PARÇASI 18mm GIESSE CONNECTION ROD 18mm Malzeme / Material : Zamak</p> <p>07.05.27 Kol için / For handle 07.05.27 AR50V16 kanat profili için / For vent profile AR50V16</p>
 <p>07.13.06 GIESSE AYARLI PİM GIESSE ADJUSTABLE LOCKING PAWL Malzeme / Material : Zamak / Zamak</p>	 <p>07.25.06 GIESSE KOL BAĞLANTI PARÇASI 12mm GIESSE CONNECTION ROD 12mm Malzeme / Material : Zamak</p> <p>07.05.27 Kol için / For Handle 07.05.27 E50 V 04 kanat profili için / For vent profile E50 V 04</p>
 <p>07.09.10 GIESSE ÜST KİLİTLEME GIESSE BURGLAR BOLT Malzeme / Material : Zamak / Poliamid Zamak / Polyamide</p>	 <p>07.09.09 GIESSE PİM KARŞILIĞI GIESSE STRIKER Malzeme / Material : Zamak / Zamak</p>
 <p>07.03.19 GIESSE LİMİTLEME MAKASI GIESSE LASER ARM</p>	 <p>07.21.02 GIESSE KÖŞE DÖNME GIESSE CORNER DRIVE Malzeme / Material : Zamak / Zamak</p>

01

02

03

04

05

06

KANAT AÇILIM AKSESUARLARI / OPENING ACCESSORIES FOR TOP - HUNG WINDOW



07.05.23

RESCARA CEPHE KOLU
HANDLE FOR CURTAIN WALL


Renk / Colour : Beyaz-Gri-Ham
White-Grey-Pres



07.13.05

PİM
PIN

07.05.23 Kol için / For Handle 07.05.23



07.09.05

PİM KARŞILIĞI
LOCK PLATE

Malzeme / Material : Zamak

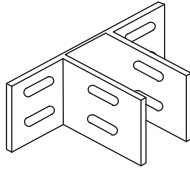


07.21.03

RESCARA KÖŞE DÖNME
RESCARA CORNER DRIVE

Malzeme / Material : Zamak / Zamak

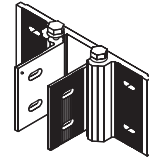
DİĞER / OTHERS



08.01.01

SABİT ANKRAJ + PUL
FIX ANCHORAGE - ROVE

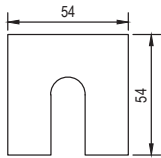
Malzeme / Material : Alüminyum / Aluminium



08.01.02

HAREKETLİ ANKRAJ + PUL
MOVE ANCHORAGE + ROVE

Malzeme / Material : Alüminyum / Aluminium



04.09.01

SABİT ANKRAJ İÇİ PLASTİĞİ
PVC FOR ANCHORAGE

Malzeme / Material : PVC