

# MİMARİ KATALOG ARCHITECTURAL CATALOGUE

Alüminyum Kapı Pencere ve Giydirme Cephe Sistemleri  
Aluminium Window Doors and Facade Systems



# RF G46+



# MİMARİ KATALOG ARCHITECTURAL CATALOGUE

Alüminyum Kapı Pencere ve Giydirme Cephe Sistemleri  
Aluminium Window Doors and Facade Systems

# RFG46+

PROFİLLER

PROFILES

01

02

03

04

05

06

07

08

09

10

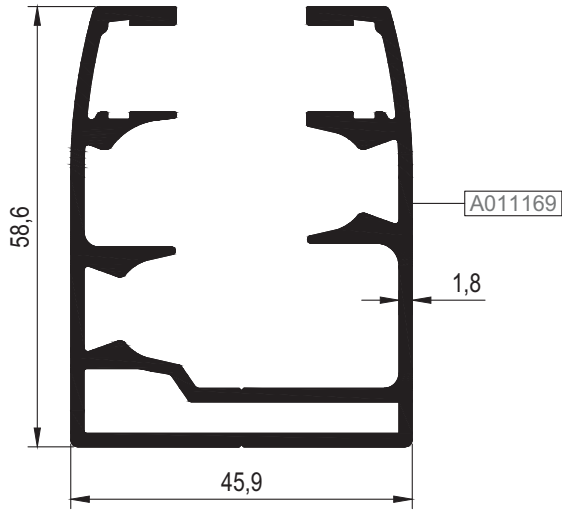
11

12

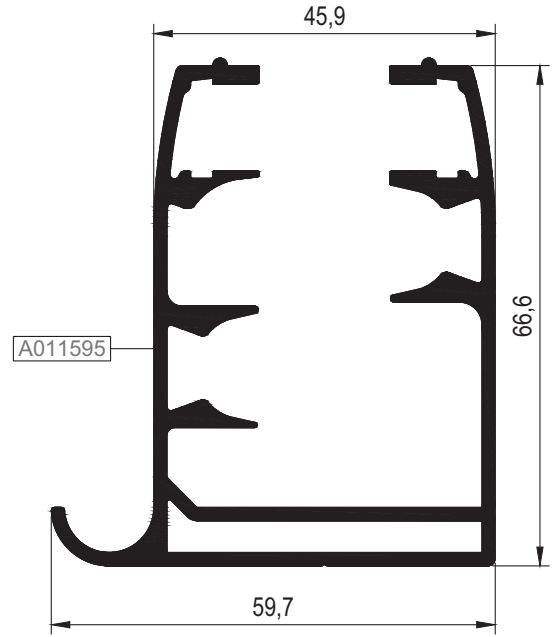
13

KOD / CODE	AĞIRLIK (kg/m) / WEIGHT	Jxx cm <sup>4</sup>	Jyy cm <sup>4</sup>	L m	
RFG46 F 01	1,494	16,903	20,088	6	
RFG46 F 03	1,734	21,950	31,799	6	
RFG46 F 04	2,156	84,492	39,306	6	

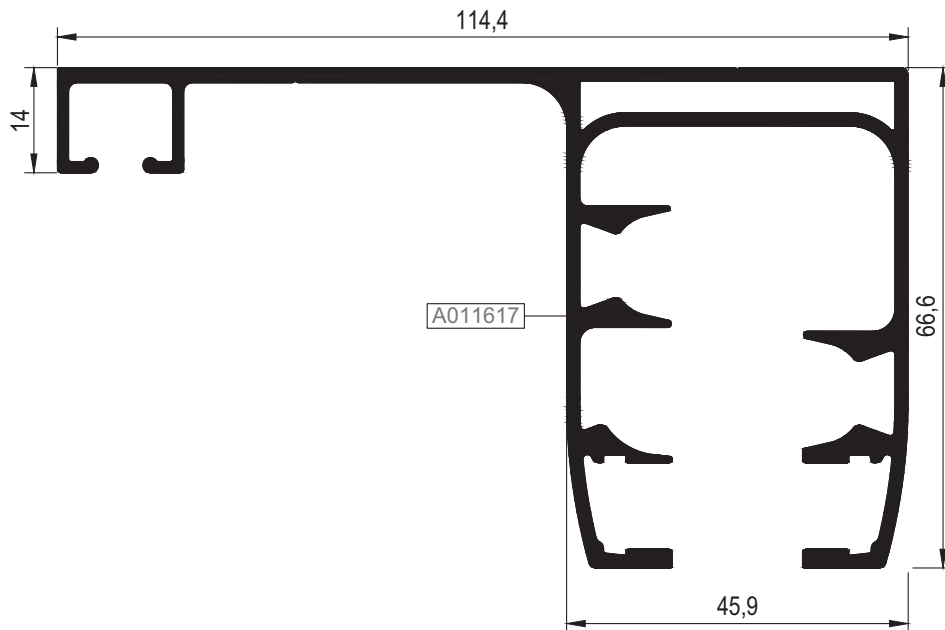
Rfg46 F 01



Rfg46 F 03

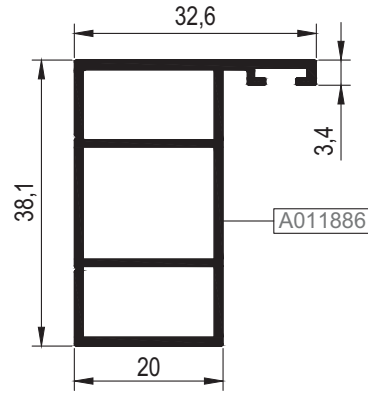


Rfg46 F 04

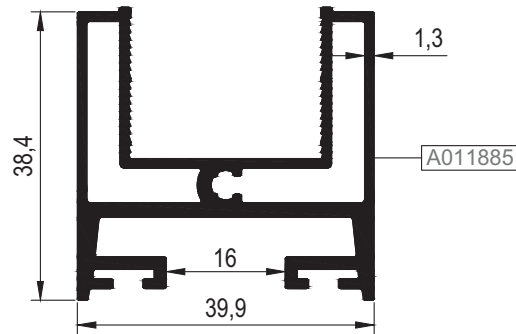


KOD / CODE	AĞIRLIK (kg/m) / WEIGHT	Jxx cm <sup>4</sup>	Jyy cm <sup>4</sup>	L m	
RFG46 F 05	0,524	3,440	1,607	6	
RFG46 V 06	0,984	4,066	7,745	6	

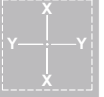
Rfg46 F 05



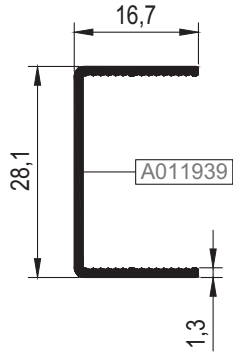
Rfg46 V 06



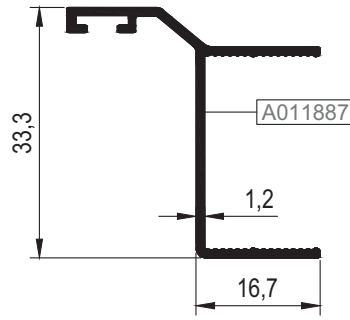
KOD / CODE	AĞIRLIK (kg/m) / WEIGHT	Jxx cm <sup>4</sup>	Jyy cm <sup>4</sup>	L m
RFG46 A 09	0,185	0,852	0,190	6
RFG46 A 10	0,271	1,520	0,696	6
RFG46 A 11	0,356	2,790	1,006	6
RFG46 A 12	0,283	1,710	0,343	6
RFG46 A 13	0,631	5,556	3,801	6



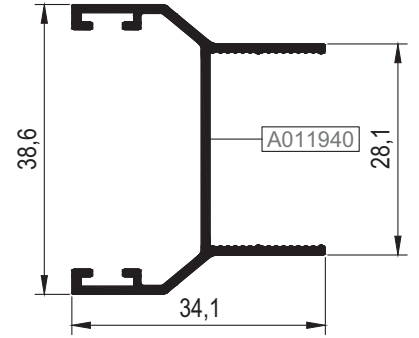
Rfg46 A 09



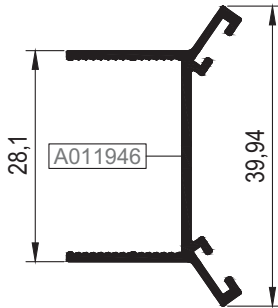
Rfg46 A 10



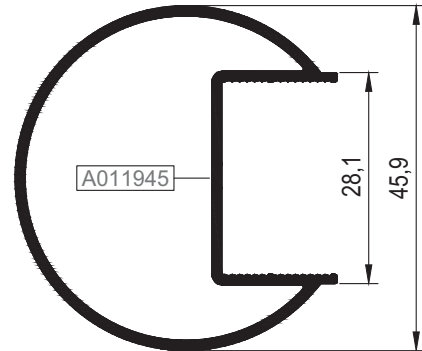
Rfg46 A 11



Rfg46 A 12



Rfg46 A 13



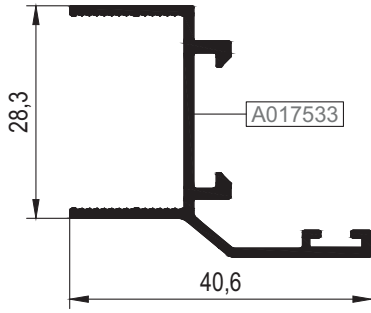
STOKTA BULUNAN SİSTEM PROFİLLERİNİN LİSTESİ (LIST OF SYSTEM PROFILES IN STOCK)

Nr	MIN. SİPARİŞ MİKTARI MIN. ORDER QUANTITY
RFG46 F 01	A011169 75 kg
RFG46 F 03	A011595 75 kg

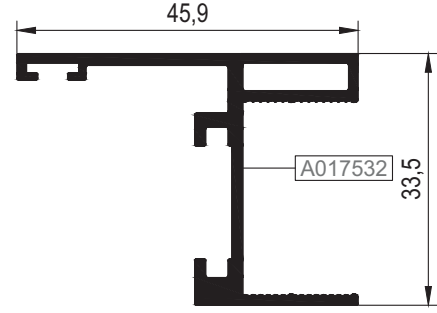
\* STOKTA BULUNMAYAN TÜM PROFİLLER İÇİN MİNİMUM SİPARİŞ MİKTARI 300 KG'DİR.  
MINIMUM ORDER QUANTITY FOR ALL THE PROFILES THAT ARE NOT IN STOCK IS 300 KG.

KOD / CODE	AĞIRLIK (kg/m) / WEIGHT	J <sub>xx</sub> cm <sup>4</sup>	J <sub>yy</sub> cm <sup>4</sup>	L m	
RFG46 A 14	0,371	----	----	6	
RFG46 A 15	0,573	----	----	6	
25 I 06	0,104	----	----	6	

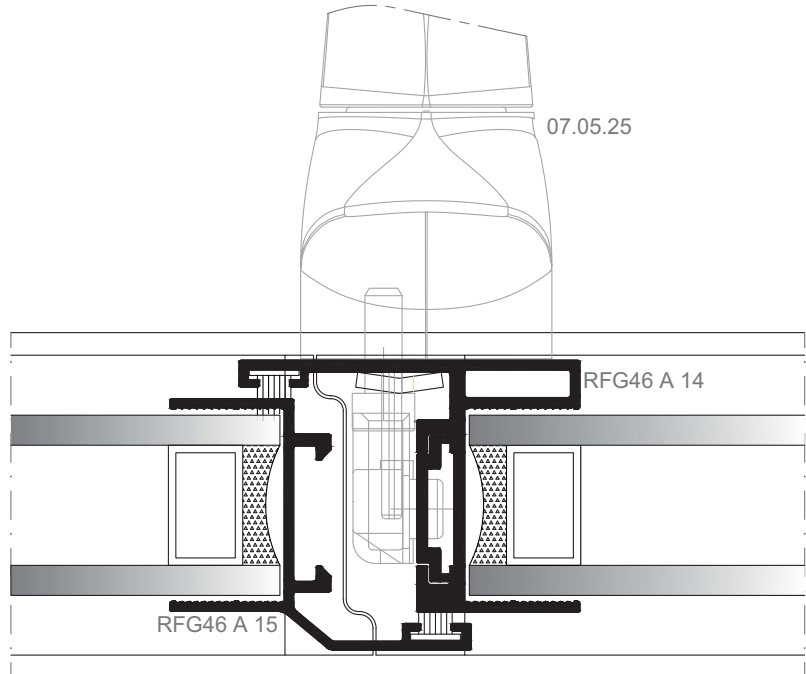
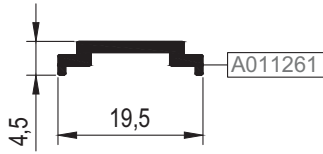
Rfg46 A 15



Rfg46 A 14



25 I 06



Ölçek/Scale: 1/1





# MİMARİ KATALOG ARCHITECTURAL CATALOGUE

Alüminyum Kapı Pencere ve Giydirme Cephe Sistemleri  
Aluminium Window Doors and Facade Systems

# RFG46+

DETAYLAR

DETAILS

01

02

03

04

05

06

07

08

09

10

11

12

13

01

02

03

04

05

06

07

08

09

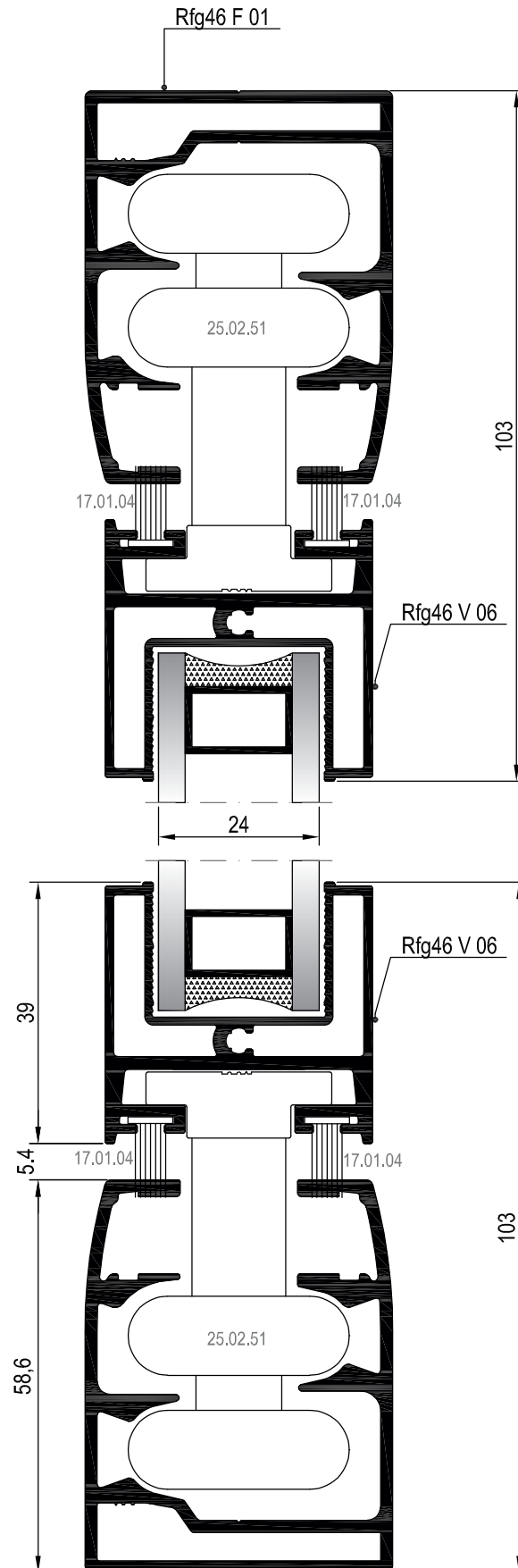
10

11

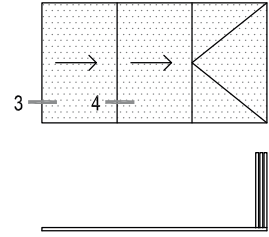
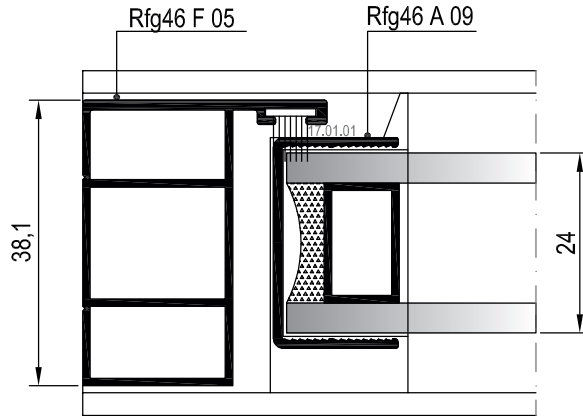
12

13

① DETAYI  
DETAIL

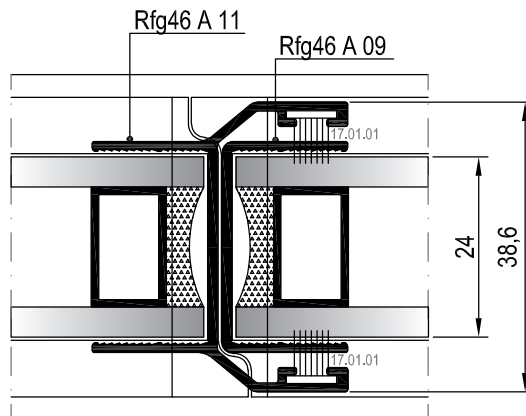


② DETAYI  
DETAIL



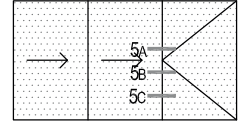
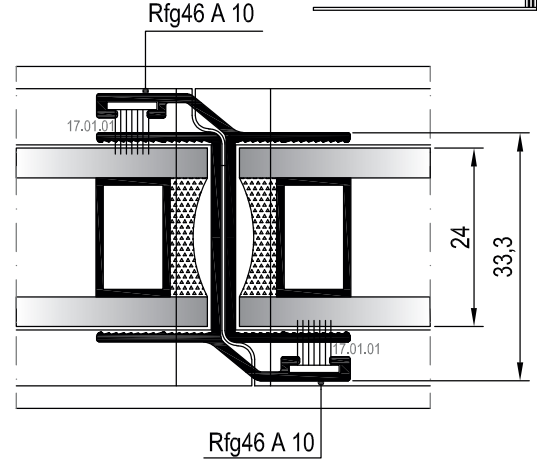
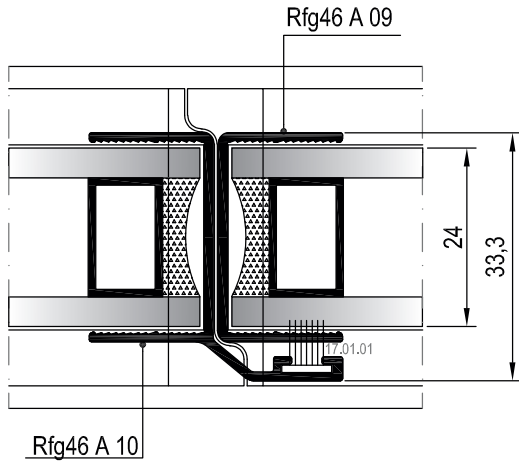
DIŞ  
(OUTSIDE)

3 DETAYI  
DETAIL



DIŞ  
(OUTSIDE)

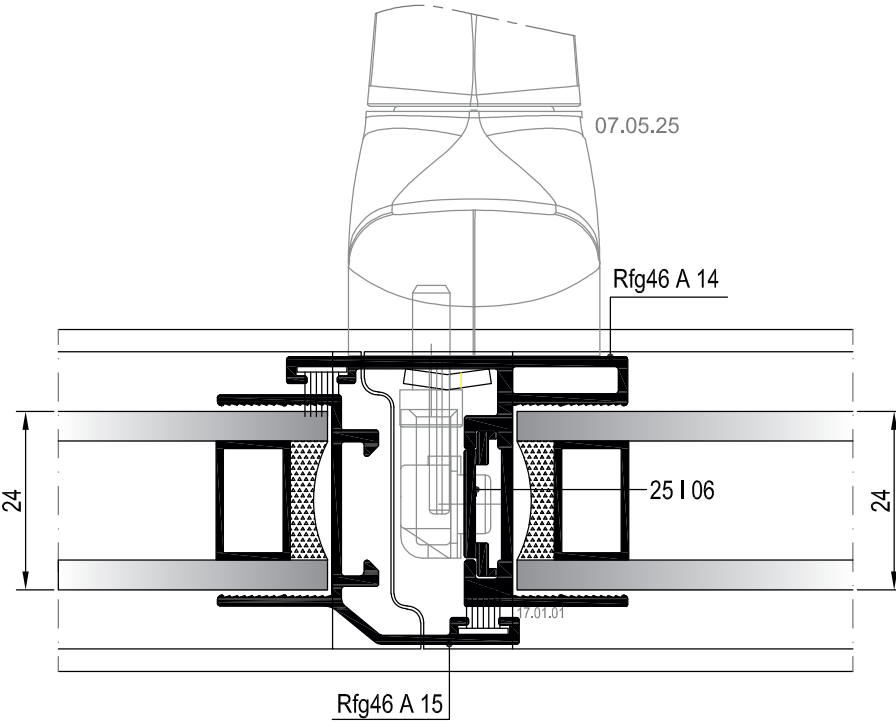
4 DETAYI  
DETAIL



5A DETAYI  
DETAIL

DIŞ  
(OUTSIDE)

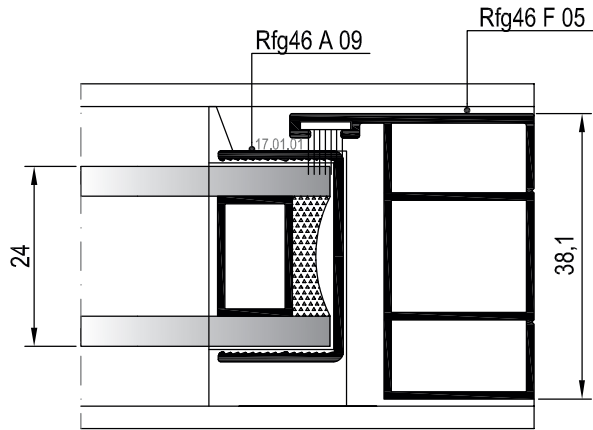
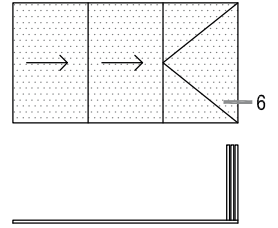
5B DETAYI  
DETAIL



DIŞ  
(OUTSIDE)

İSPANYOLET KOLLU DETAY / DETAILS FOR HANDLE

5C DETAYI  
DETAIL



▼ DIŞ  
(OUTSIDE)

⑥ DETAYI  
DETAIL

01

02

03

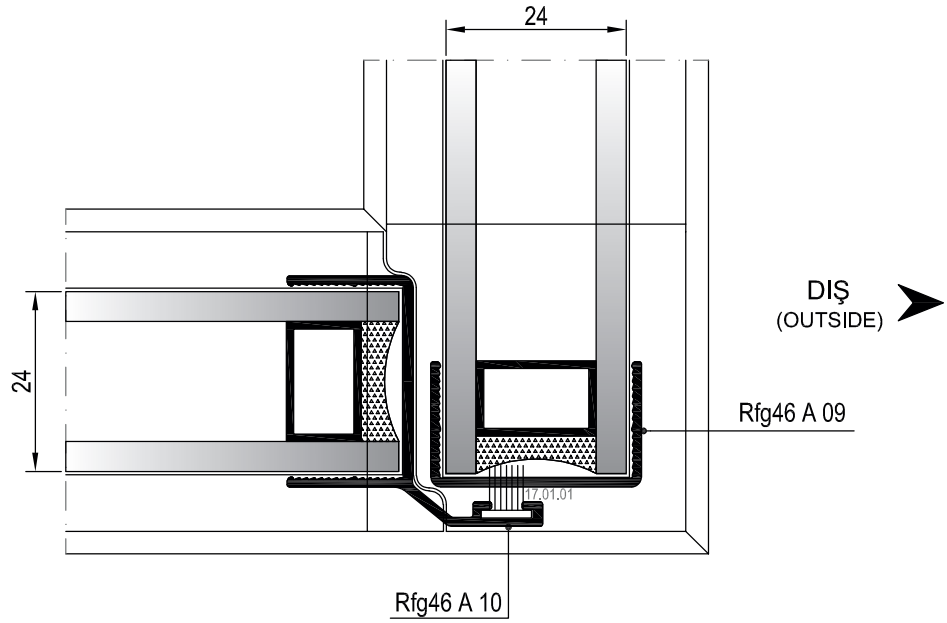
04

05

06

07

⑦ DETAYI  
DETAIL



08

09

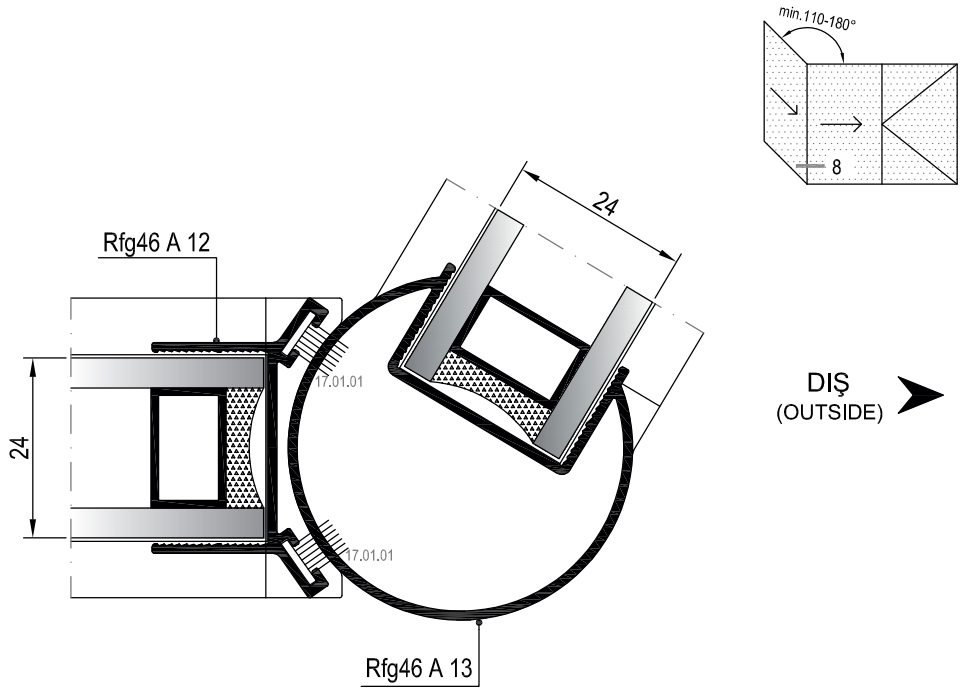
10

11

12

13

⑧ DETAYI  
DETAIL



# MİMARİ KATALOG ARCHITECTURAL CATALOGUE

Alüminyum Kapı Pencere ve Giydirme Cephe Sistemleri  
Aluminium Window Doors and Facade Systems

# RFG46+

AKSESUARLAR

ACCESSORIES

01

02

03

04

05

06

07

08

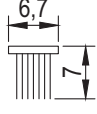


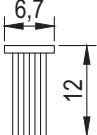
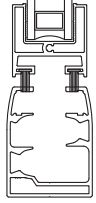


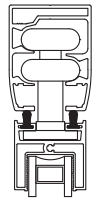



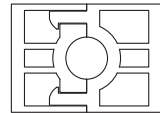

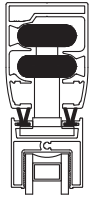


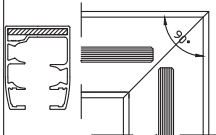


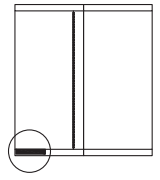

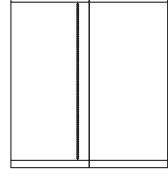
09

10

11

12

13

01					
02		<b>17.01.01</b> KİL FİTİL 670X700 BRUSH 670X700  Malzeme / Material Polipropilen / Polipropilene Paket / Package : 275 mt			<b>25.02.33</b>  İP CHAIN
03					
04		<b>17.01.04</b> KİL FİTİL 670X1200 BRUSH 670X700  Malzeme / Material Polipropilen / Polipropilene Paket / Package : 275 mt			<b>25.02.44</b>  FREN - ALT BRAKE (BOTTOM)  Malzeme / Material: PVC-METAL BAĞLANTILI
05					
06		<b>17.03.04</b> SÜNGER FİTİL Q-LON FOAM SEAL 69x950mm (25.02.37'nin muadildir.) (Equivalent product of 25.02.37)  Paket / Package : 2*200mt			<b>25.02.45</b>  FREN - ÜST BRAKE (UPPER)  Malzeme / Material: PVC-METAL BAĞLANTILI
07		<b>25.02.09</b> KİLİTLİ TEKER ROLLER WITH LOCKER  Malzeme / Material: PVC  ZEMİN VE 1.KATLARDA KULLANILMALIDIR. MAKSİMUM DOĞRAMA YÜKSEKLİĞİ 1,6 M'DİR.			<b>25.02.46</b>  SABİT MENTEŞE FIX HINGE  Malzeme / Material: PVC
08					
09		<b>25.02.10</b> DÜZ TEKER SIMPLE ROLLER  Malzeme / Material: PVC  ZEMİN VE 1.KATLARDA KULLANILMALIDIR. MAKSİMUM DOĞRAMA YÜKSEKLİĞİ 1,6 M'DİR.			<b>ÖNERİLİR - RECOMMENDED</b> <b>25.02.50</b> LÜKS KİLİTLİ METAL TEKER LUX ROLLER WITH LOCKER  Malzeme / Material: Alüminyum Aluminium
10					
11		<b>25.02.17</b> MAFSALLI GÖNYE CORNER BRACKET  			<b>ÖNERİLİR - RECOMMENDED</b> <b>25.02.51</b> LÜKS DÜZ TEKER LUX SIMPLE ROLLER  Malzeme / Material: Alüminyum Aluminium
12		<b>25.02.31</b> STOPLAMA VENT HOLDER  Malzeme / Material: PVC			<b>25.02.52</b>  ZİNCİR CHAIN  
13					



	<b>25.02.61</b> YAN KAPAK (Rfg46 F 01 ile) SIDE CAP (For Rfg46 F 01) Malzeme / Material: PVC			<b>25.02.79</b> LÜKS KİLİT LUX LOCK Malzeme / Material: PVC (25.02.77 ve 78 ile) (With 25.02.77 and 78)	
	<b>25.02.64</b> "T" STOPLAMA PARÇASI VENT HOLDER "T" PIECE			<b>25.02.80</b> YAN KAPAK (Rfg46 F 03 ile) SIDE CAP (For Rfg46 F 03) Malzeme / Material: PVC	
	<b>25.02.73</b> KROM KULP CROM HOLDER			<b>25.02.82</b> 3'LÜ FREN (PİMLE KULLANILIR) TRIPPLE BRAKE WITH PIN	
	<b>25.02.75</b> FREN - ALT BRAKE (BOTTOM) Malzeme / Material: PVC-EKO			<b>25.02.83</b> 5'Lİ FREN (PİMLE KULLANILIR) BRAKE WITH PIN	
	<b>25.02.76</b> FREN - ÜST BRAKE (UPPER) Malzeme / Material: PVC-EKO			<b>25.02.84</b> 7'Lİ FREN (PİMLE KULLANILIR) BRAKE WITH PIN	
	<b>25.02.77</b> LÜKS ÇIKIŞ AĞZI LUX OUTLET CAP Malzeme / Material: PVC (25.02.78 ve 79 ile) (With 25.02.78 and 79)			<b>25.02.85</b> 8'Lİ FREN (PİMLE KULLANILIR) BRAKE WITH PIN	
	<b>25.02.78</b> LÜKS BOYNUZ LUX HORN Malzeme / Material: PVC (25.02.77 ve 79 ile) (With 25.02.77 and 79)			<b>25.02.86A</b> PİMLİ FREN MENTEŞE (UZUN) BRAKE HINGE WITH PIN (LONG)	

01

02

03

04

05

06

07

08

09

10

11

12

13

01					
02		<b>25.02.86B</b> PİMLİ FREN MENTEŞE (KISA) BRAKE HINGE WITH PIN (SHORT)			<b>25.02.93B</b> ARA KAPAK(----) MIDDLE CAP (----)  Malzeme / Material: PVC
03					
04		<b>25.02.87A</b> SAĞ KISA BOYNUZ SHORT HORN (RIGHT)  Max. Doğrama Ölçüsü Max. Window Dimension H:1200mm L:300 mm			<b>25.02.94A</b> BİTİŞ KAPAĞI (----) FINISH CAP (----)  Malzeme / Material:PVC
05		<b>25.02.87B</b> SOL KISA BOYNUZ SHORT HORN (LEFT)  Max. Doğrama Ölçüsü Max. Window Dimension H:1200mm L:300 mm			<b>25.02.94B</b> BİTİŞ KAPAĞI (---) FINISH CAP (---)  Malzeme / Material: PVC-EKO
06					
07		<b>25.02.88</b> ALT 8'Lİ FREN BRAKE BOTTOM			<b>25.02.95A</b> AÇILI KAPAK (SOL) ANGLED CAP (LEFT)  Malzeme / Material:PVC
08					
09		<b>25.02.89</b> ÜST 8'Lİ FREN BRAKE UPPER			<b>25.02.95B</b> AÇILI KAPAK (SAĞ) ANGLED CAP (RIGHT)  Malzeme / Material: PVC
10		<b>25.02.91</b> STOPLAMA STOPER			<b>25.02.96A</b> KÖŞE KAPAK (ALT) CORNER CAP (DOWN)  Malzeme / Material:PVC
11					
12		<b>25.02.93A</b> ARA KAPAK(---) MIDDLE CAP(---)  Malzeme / Material:PVC			<b>25.02.96B</b> KÖŞE KAPAK (ÜST) CORNER CAP (UPPER)  Malzeme / Material: PVC
13					

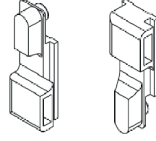


07.05.25

GIESSE İSPANYOLET KOL (ÇİFT DİLLİ)  
GIESSE HANDLE FOR WINDOWS (DOUBLE RAIL)

Renk / Colour : Siyah-Beyaz-Gri  
Black-White-Grey

UNI CEI EN ISO / IEC 17050



07.25.01

GIESSE TIJ BAĞLANTI PARÇASI  
GIESSE CONNECTION ROD

Renk / Colour : Siyah / Black  
Malzeme / Material : Polyamid / Polyamide

07.05.25 Kol için / For Handle 07.05.25



07.13.03

PİM  
LOCK PIN

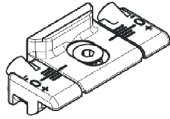
Malzeme / Material : Zamak / Zamak



07.13.06

GIESSE PİM  
GIESSE ADJUSTABLE LOCKING PAWL

Malzeme / Material : Zamak / Zamak



07.09.07

GIESSE AYARLI PİM KARŞILIĞI  
GIESSE ADJUSTABLE SINGLE STRIKER

Malzeme / Material : Zamak / Zamak

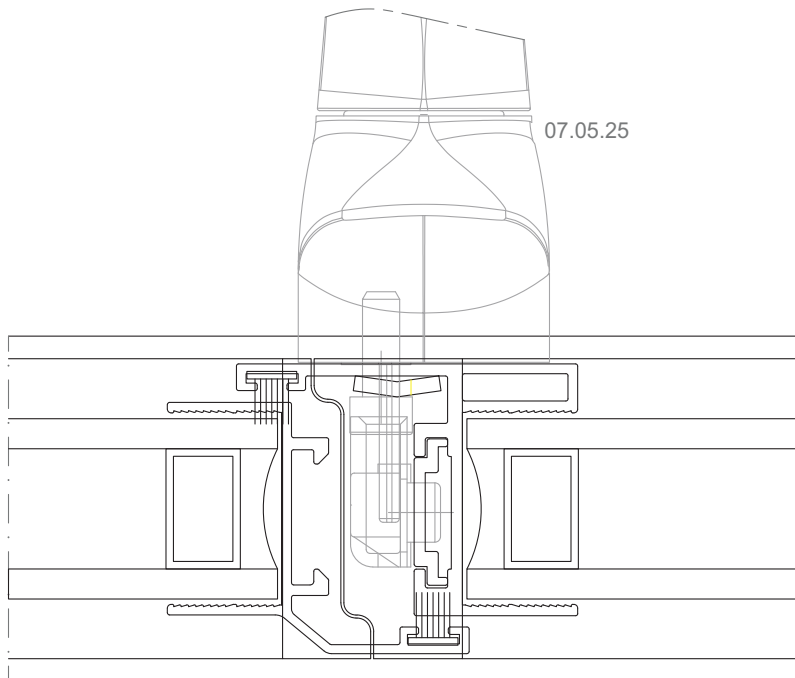


25.02.103

PVC KAPAK  
PVC CAP

Malzeme / Material : PVC

İspanyolett Kollu Detay İçin / Details For Handle



Ölçek/Scale: 1/1



# MİMARİ KATALOG ARCHITECTURAL CATALOGUE

Alüminyum Kapı Pencere ve Giydirme Cephe Sistemleri  
Aluminium Window Doors and Facade Systems

# RFG46+

İMALAT DETAYLARI

FABRICATION DETAILS

01

02

03

04

05

06

07

08

09

10

11

12

13

01

02

03

04

05

06

07

08

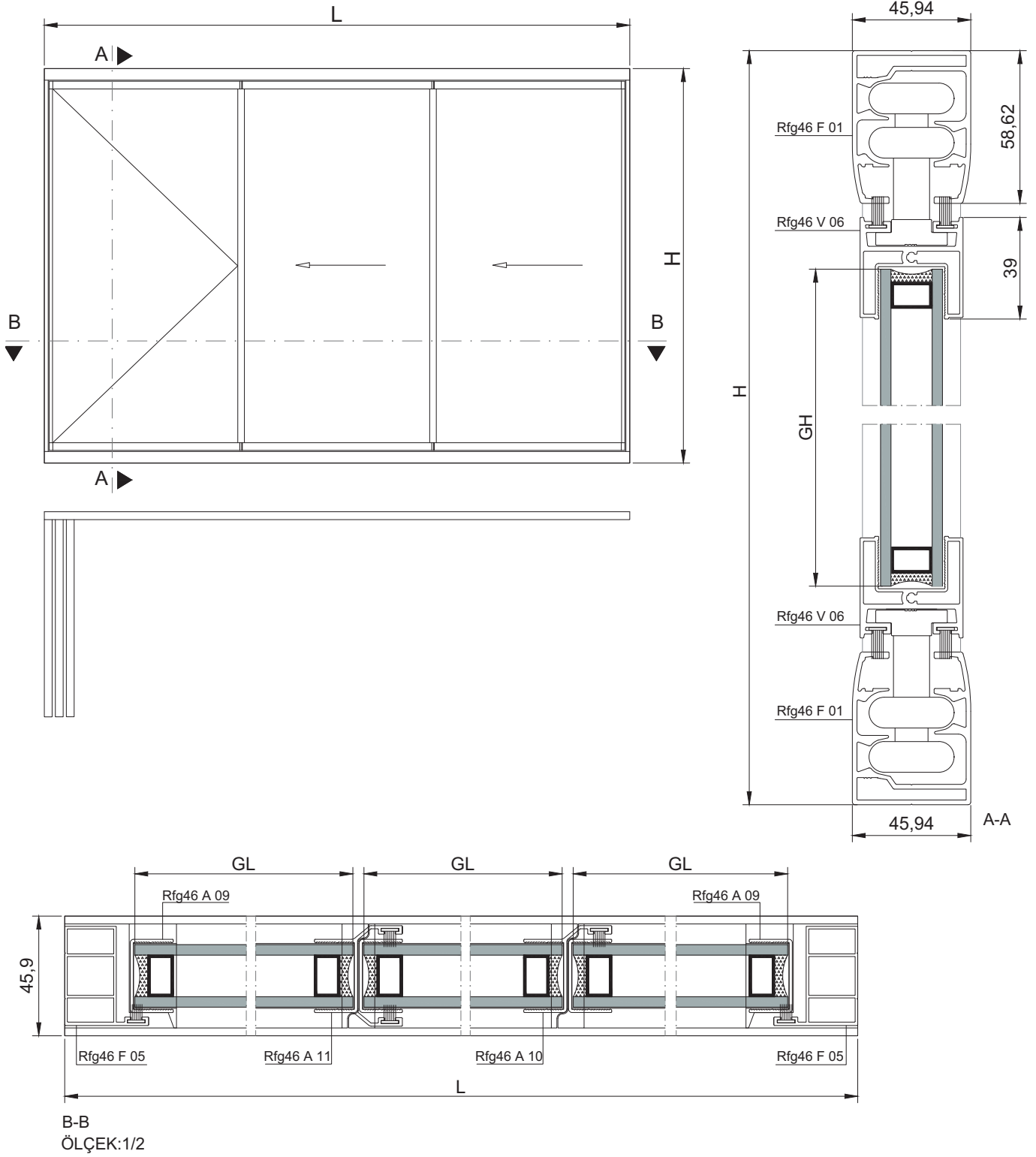
09

10














11

12

13



PROFİLLER / Profiles

KOD code	PROFİL profile		ADET unit	KESİM ÖLÇÜSÜ Cutting Dimension
RFG46 F 01	A 		2	L
RFG46 F 05	B 		2	H - 27,2
RFG46 V 06	V 		4	GL - 20,2
			2	GL - 8,6
RFG46 A 09	T 		4	H - 206
RFG46 A 11			1	H - 206
RFG46 A 10			1	H - 206

CAM /Glass	GL	$\frac{L-54,4-((n-1).4,3)}{n}$
	GH	H - 167,8

(n = Kanat adedi)





AKSESUARLAR/ Accessories

AKSESUAR Accessory	KOD code	AÇIKLAMA description	ADET unit
	25.02.93A	Kanat Arka Kapağı	4
	25.02.93B	Kanat Arka Kapağı	4
	25.02.94A	Bitiş Kapağı	2
	25.02.94B	Bitiş Kapağı	2
	25.02.09	Kilitli Teker	4
	25.02.10	Düz Teker	6
	25.02.77	Lüks Çıkış Ağızı	2
	25.02.78	Lüks Boynuz	1
	25.02.79	Lüks Kilit	2
	25.02.75	Fren - Alt	1
	25.02.76	Fren - Üst	1
	25.02.61	Yan Kapak	4

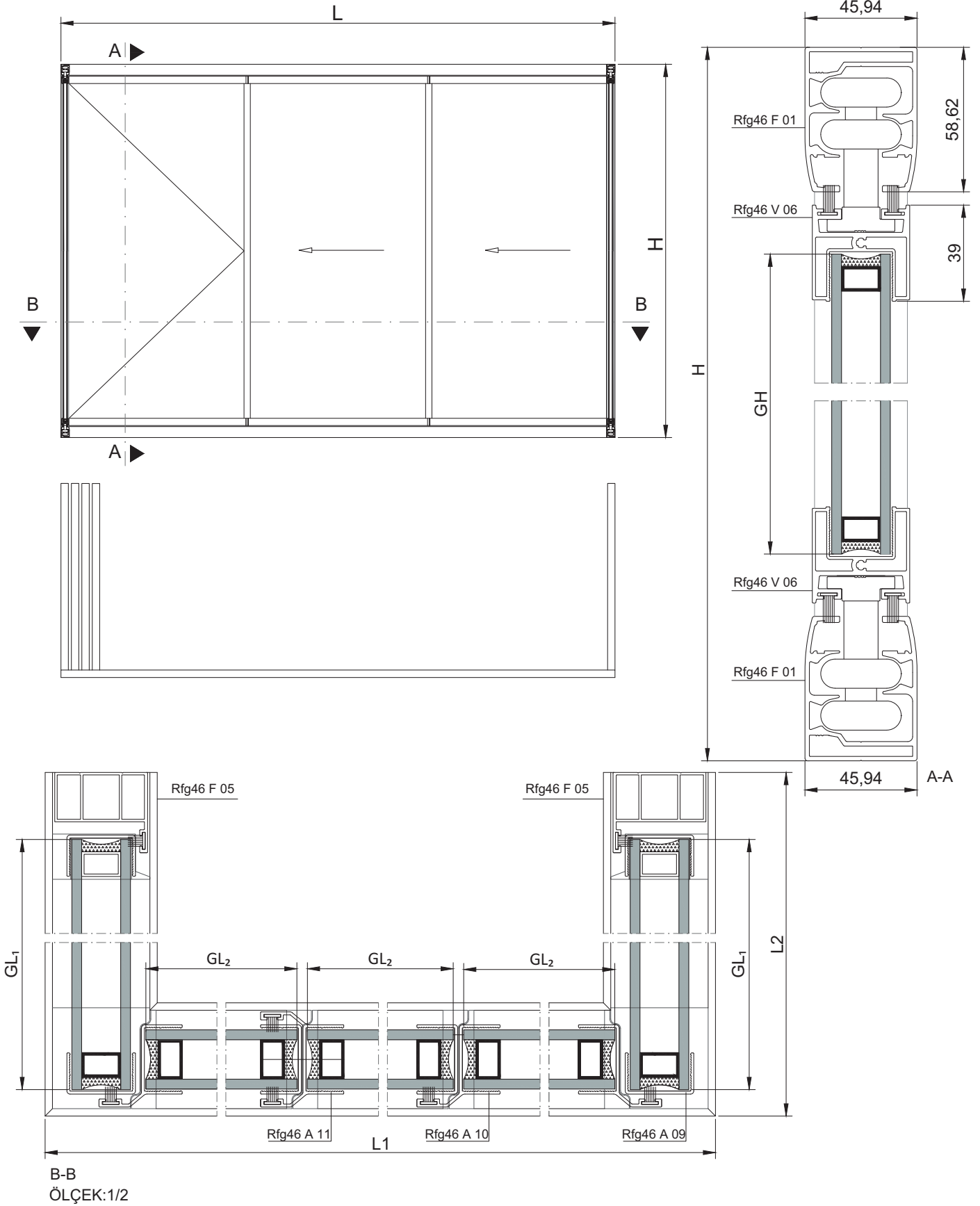
FİTİLLER/ Gaskets

	17.01.01	Kıl Fıtıl	$(n+1)(H-206)$
	17.01.04	Kıl Fıtıl	12GL-196,8

YAN KAPAKLI-ALTERNATİF KESİM ÖLÇÜSÜ








KOD code	PROFİL profile		ADET unit	KESİM ÖLÇÜSÜ Cutting Dimension
RFG46 F 01	A 		2	L-3
RFG46 F 05	B 		2	H - 117,2

- 01
- 02
- 03
- 04
- 05
- 06
- 07
- 08
- 09
- 10
- 11
- 12
- 13







U TİP ISICAMLI CAM BALKON  
PROFİLLER / Profiles

KOD code	PROFİL profile	ADET unit	KESİM ÖLÇÜSÜ Cutting Dimension
RFG46 F 01	A 	2	L1
RFG46 F 01	A1 	2n <sub>1</sub>	L2
RFG46 F 05	B 	2	H - 27,2
RFG46 V 06	V 	2n <sub>1</sub>	V1=(L2-87,3)
		2n <sub>3</sub>	V2= $\frac{L-91-((n_3-1)12,7)}{n_3}$
RFG46 A 09	T 	n <sub>0</sub> +1	H - 206
RFG46 A 11		n <sub>3</sub> - 2	H - 206
RFG46 A 10		3	H - 206



n<sub>0</sub>=Toplam Kanat Adedi  
n<sub>1</sub>=Köşe Adedi  
n<sub>2</sub>=Köşe Birleşim Kanat adedi  
n<sub>3</sub>=Alındaki Kanat Adedi

CAM /Glass	n <sub>1</sub>	GL <sub>1</sub> =L2-37,9
	n <sub>3</sub>	GL <sub>2</sub> = $\frac{L-82,6-((n_3-1)4,3)}{n_3}$
	n <sub>0</sub>	GH = H - 167,8

FİTİLLER/ Gaskets

	17.01.01	Kıl Fıtıl	(n <sub>0</sub> +1).(H-206)
	17.01.04	Kıl Fıtıl	4L1+(4n <sub>1</sub> .L2)

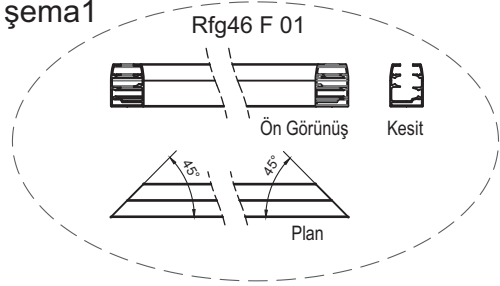
YAN KAPAKLI-ALTERNATİF KESİM ÖLÇÜSÜ

KOD code	PROFİL profile	ADET unit	KESİM ÖLÇÜSÜ Cutting Dimension
RFG46 F 01	A 	2	L2-1,5
RFG46 F 05	B 	2	H - 117,2

AKSESUARLAR/ Accessories

AKSESUAR Accessory	KOD code	AÇIKLAMA description	ADET unit
	25.02.93A	Kanat Arka Kapağı	2n <sub>3</sub>
	25.02.93B	Kanat Arka Kapağı	2n <sub>3</sub>
	25.02.96A	Köşe Kapak (Alt)	n <sub>1</sub>
	25.02.96B	Köşe Kapak (Üst)	n <sub>1</sub>
	25.02.09	Kilitli Teker	2n <sub>3</sub> -2
	25.02.10	Düz Teker	2n <sub>3</sub> +8
	25.02.77	Lüks Çıkış Ağızı	2
	25.02.78	Lüks Boynuz	1
	25.02.79	Lüks Kilit	2
	25.02.75	Fren - Alt	1
	25.02.76	Fren - Üst	1
	25.02.61	Yan Kapak	4

şema1



şema2

